

Overview and Certification

Medford Housing Authority Annual Plan for Fiscal Year 2021 For State-Aided Public Housing

The Annual Plan is a document compiled by housing authority staff in advance of each new fiscal year. The plan serves as both a tool for the Local Housing Authority (LHA) to reflect upon the prior fiscal year, and as an opportunity to develop a clear and transparent plan that builds on successes, identifies needs, and corrects any issues that have arisen in prior years. Additionally, the Annual Plan is an important tool for tenants, who may use the document to better understand the operations and needs of their housing authority, advocate for changes to policies and procedures, access data about the housing authority, and participate in their housing authority's governance.

In addition to the physical document, the Annual Plan is also a process of public engagement. Throughout the Annual Plan process, the LHA executive director or their designee will be expected to review the Plan with any Local Tenant Organizations (LTO's) and Resident Advisory Board (RAB) before the LHA presents the plan to the Board; make a draft available for review to all residents and the general public; post on the website and make a copy available to each LTO at least 30 business days before the public hearing; hold a hearing on the document; and collect, integrate, and report back on substantive comments. Additionally, the Local Housing Authority Board of Commissioners will read, offer recommendations, and approve the Annual Plan in advance of its submission to DHCD.

The law that mandates the Annual Plan is [An Act Relative to Local Housing Authorities, Massachusetts General Laws, Chapter 121B Section 28A](#). The regulation that expands upon Section 28A is [760 CMR 4.16](#). The regulations that address Local Tenant Organization (LTO) and resident participation in the Annual Plan are [760 CMR 6.09 \(3\)\(h\)](#) and [760 CMR 6.09\(4\)\(a\)\(4\)](#).

The Medford Housing Authority's Annual Plan for their 2021 fiscal year includes the following components:

1. Overview and Certification
2. Capital Improvement Plan (CIP)
3. Maintenance and Repair Plan
4. Operating Budget
5. Narrative responses to Performance Management Review (PMR) findings
6. Policies
7. Waivers
8. Glossary
9. Other Elements
 - a. LTO and Public Comments
 - b. Tenant Satisfaction Survey 667 Program
 - c. Performance Management Review

Overview and Certification**State-Aided Public Housing Developments**

The following table identifies the state-aided public housing units with developments of more than 8 units listed separately. Units in developments of 8 or fewer units are aggregated as noted. Units that the LHA provides to assist clients of the Department of Mental Health (DMH), the Department of Developmental Services (DDS), or other agencies are also aggregated separately.

Dev No	Type	Development Name	Num Bldgs	Year Built	Dwelling Units
667-01	Elderly	WALKLING COURT 667-01	11	1964	144
	Other	Special Occupancy units	2		8
Total			13		152

Massachusetts Rental Voucher Program (MRVP)

The Massachusetts Rental Voucher Program (MRVP) is a state-funded program that provides rental subsidies to low-income families and individuals. In most cases, a “mobile” voucher is issued to the household, which is valid for any market-rate housing unit that meets the standards of the state sanitary code and program rent limitations. In some cases, vouchers are “project-based” into a specific housing development; such vouchers remain at the development if the tenant decides to move out.

Medford Housing Authority manages 18 MRVP vouchers.

Federally Assisted Developments

Medford Housing Authority also manages Federally-assisted public housing developments and/or federal rental subsidy vouchers serving 1686 households.

Additional Remarks on LHA Data

The Medford Housing Authority administers 15 MRVP vouchers.

LHA Central Office

Medford Housing Authority
 121 Riverside Ave., Medford, MA, 02155
 Jeffrey Driscoll, Acting Executive Director
 Phone: 781-396-7200
 Email: jdriscoll@medfordhousing.org

LHA Board of Commissioners

	<u>Role</u>	<u>Category</u>	<u>From</u>	<u>To</u>
Georgiana Chevy	Chair	State Appointee	03/05/2014	05/26/2021
Michael Luongo	Member		04/08/1985	04/08/2020
Lossa Julie Janvier	Vice-Chair	Federal Tenant Rep	08/12/2015	08/08/2020
Michael Louis	Treasurer		05/11/2016	05/10/2021
William Young	Member	Labor Appointee	04/08/2010	04/08/2022

Plan History

The following required actions have taken place on the dates indicated.

	<u>REQUIREMENT</u>	<u>DATE COMPLETED</u>
A.	Advertise the public hearing on the LHA website.	05/29/2020
B.	Advertise the public hearing in public postings.	05/28/2020
C.	Notify all LTO's of the hearing and provide access to the Proposed Annual Plan.	N/A
D.	Post draft AP for tenant and public viewing.	05/29/2020
E.	Hold quarterly meeting with LTO to review the draft AP. (Must occur before the LHA Board reviews the Annual Plan.)	N/A
F.	Annual Plan Hearing. Hosted by the LHA Board, with a quorum of members present.	07/15/2020
G.	Executive Director presents the Annual Plan to the Board.	07/15/2020
H.	Board votes to approve the AP.	07/15/2020

Certification

CERTIFICATION FOR SUBMISSION OF THE ANNUAL PLAN

I, Gabe Ciccariello, Director of Modernization & Procurement of the Medford Housing Authority, certify on behalf of the Housing Authority that: a) the above actions all took place on the dates listed above; b) all facts and information contained in this Annual Plan are true, correct and complete to the best of my knowledge and belief and c) that the Annual Plan was prepared in accordance with and meets the requirements of the regulations at 760 CMR 4.16 and 6.09.

Date of certification: 08/07/2020

This Annual Plan (AP) will be reviewed by the Department of Housing and Community Development (DHCD) following the public comment period, the public hearing, and LHA Board approval.

Capital Improvement Plan (CIP)**Capital Improvement Plan****DHCD Description of CIPs:**

The Capital Improvement Plan (CIP) is a five year plan which identifies capital projects, provides a planning scope, schedule and budget for each capital project and identifies options for financing and implementing the plan. The CIP identifies anticipated spending for each Department of Housing and Community Development (DHCD) fiscal year (July 1 to June 30) based on the project schedules.

Local Housing Authorities (LHAs) receive yearly awards from DHCD (Formula Funding Awards) which they target to their most urgent capital needs in their CIP. They may also receive special awards from DHCD for specific projects which meet specific criteria. Special awards may be given for certain emergency, regulation compliance, energy and water conservation, and other projects. The first three years of the CIP are based on actual awards made to the LHA, while years four and five are based on estimated planning amounts, not actual awards.

LHAs may sometimes secure other sources of funding and assistance that you will note in their CIP, such as: Community Preservation Act (CPA) funding, Community Development Block Grant (CDBG) funding, Local Affordable Housing Trust Funds (AHTF), HOME grants, income from leasing a cell tower on their property, savings from net meter credit contracts with solar developers, utility rebates and contracted work from utility providers, and Sheriff's Department work crews. However, not all of these funding sources are available every year, or in all communities.

The CIP includes the following parts:

- A table of available funding sources and amounts
- A list of planned capital projects showing spending per fiscal year
- A table showing special awards and other funding for targeted projects, if any, which supplements Formula Funding awarded to the LHA
- A 'narrative' with a variety of additional information.

Capital Improvement Plan (CIP)**Aggregate Funding Available for Projects in the First Three Years of the CIP:**

Category of Funds	Allocation	Planned Spending	Description
Balance of Formula Funding (FF)	\$504,579.27		Total of all FF awards minus prior FF spending
LHA Emergency Reserve	\$50,457.93		Amount to reserve for emergencies
Net FF Funds (First 3 Years of the CIP)	\$454,121.34	\$403,239.73	Funds to plan & amount actually planned in the first 3 years of the CIP
ADA Set-aside	\$3,451.34	\$3,454.34	Accessibility projects
DMH Set-aside	\$0.00	\$0.00	Dept. of Mental Health facility
DDS Set-aside	\$43,454.95	\$43,454.07	Dept. of Developmental Services facility
Unrestricted Formula Funding (FF)	\$407,215.05	\$356,331.32	Funds awarded by DHCD to be used on projects selected by the LHA and approved by DHCD.
Special DHCD Funding	\$0.00	\$0.00	Targeted awards from DHCD
Community Development Block Grant (CDBG) Funds	\$0.00	\$0.00	Federal funds awarded by a city or town for specific projects.
Community Preservation Act (CPA) Funds	\$0.00	\$0.00	Community Preservation Act funds awarded by a city or town for specific projects.
Operating Reserve(OR) Funds	\$0.00	\$0.00	Funds from the LHA's operating budget.
Other Funds	\$0.00	\$0.00	Funds other than those in the above categories. See explanation below.
Total funds and planned spending	\$454,121.34	\$403,239.73	Total of all anticipated funding available for planned projects and the total of planned spending.

Capital Improvement Plan (CIP)**CIP Definitions:**

ADA Set-aside is funding allocated within the Formula Funding (FF) for use on projects that improve accessibility for people with disabilities. 10% of FF awards are designated for this purpose.

Available State Bond Funding is the amount of State Bond Funding available to the LHA for the first three years of the CIP. It is calculated by totaling all of FF and Special Awards granted to the LHA through the end of the third year of the plan and subtracting the amount of these funds spent prior to July 1 of the first year of the plan.

Amount spent prior to the plan is the total amount of Formula Funding (FF) and Special Awards spent prior to July 1 of the first year of the plan.

Capital project is a project that adds significant value to an asset or replaces building systems or components. Project cost must be greater than \$1000.

CDBG stands for Community Development Block Grant, a potential source of project funds.

CPA stands for Community Preservation Act, a potential source of project funds.

CapHub Project Number is the number given to projects entered into DHCD's project management system known as CapHub.

DMH Set-aside is funding allocated within the Formula Funding (FF) for use on facilities leased to the Department of Mental Health (DMH) program vendors, if any exist at this LHA.

DDS Set-aside is funding allocated within the Formula Funding (FF) for use on facilities leased to the Department of Developmental Services (DDS) program vendors, if any exist at this LHA.

Formula Funding (FF) is an allocation of state bond funds to each LHA according to the condition (needs) of its portfolio in comparison to the entire state-aided public housing portfolio.

Operating Reserve is an account, funded from the LHA operating budget, primarily used for unexpected operating costs, including certain extraordinary maintenance or capital projects.

Other Funds could include other funding by the city or town or from other sources.

Special Awards are DHCD awards targeted to specific projects. Award programs include funds for emergencies beyond what an LHA can fund, for complying with regulatory requirements, for projects that will save water or energy use, and various other programs the department may run from time to time.

Total Cost is the sum of investigation, design, administration, permitting, and construction costs for a project

Unrestricted Formula Funding (FF) is money awarded to the LHA by DHCD under the Formula Funding program other than amounts set aside (restricted) for accessibility improvements or for facilities operated by DMH or DDS.

Capital Improvement Plan (CIP)

Formula Funding and Special DHCD Award Planned Spending - Other funding not included

Cap Hub Project Number	Project Name	Development(s)	Total Cost	Amount Spent Prior to Plan	fy2021 Spent	fy2021 Planned	fy2022	fy2023	fy2024	fy2025
176040	2008 FF Master CFA	WALKLING COURT 667-01	\$7,150	\$7,150	\$0	\$0	\$0	\$0	\$0	\$0
176068	OR:: Interior mod including kitchen remodel and ADA bath	FOSTER COURT 689-01	\$198,322	\$25,185	\$0	\$0	\$0	\$0	\$0	\$0
176076	FF: Replace Roof Community Bld Walking Court	WALKLING COURT 667-01	\$60,138	\$60,138	\$0	\$0	\$0	\$0	\$0	\$0
176077	FF: Concrete Sidewalk Panel & Concrete Curb Replacements	WALKLING COURT 667-01	\$33,088	\$31,620	\$0	\$1,469	\$0	\$0	\$0	\$0
176078	FF: Site Improvements Gazebo, wood fence & landscaping	WALKLING COURT 667-01	\$237,249	\$16,640	\$0	\$220,609	\$0	\$0	\$0	\$0
176080	Maintenance Garage Modernization	WALKLING COURT 667-01	\$52,437	\$0	\$0	\$52,437	\$0	\$0	\$0	\$0
176081	Exterior Door Replacements	WALKLING COURT 667-01	\$184,609	\$0	\$0	\$62,039	\$0	\$0	\$0	\$0
176082	Surveillance System Installation	WALKLING COURT 667-01	\$74,800	\$0	\$0	\$0	\$0	\$0	\$0	\$0
•	Kitchen & Baths Updates - Remodel Phase 1	WALKLING COURT 667-01	\$100,190	\$0	\$0	\$0	\$0	\$0	\$72,991	\$27,200
•	Hallway Door Replacements	WALKLING COURT 667-01	\$66,511	\$0	\$0	\$0	\$0	\$0	\$29,681	\$36,831

Capital Improvement Plan (CIP)

Formula Funding and Special DHCD Award Planned Spending - Other funding not included

Cap Hub Project Number	Project Name	Development(s)	Total Cost	Amount Spent Prior to Plan	fy2021 Spent	fy2021 Planned	fy2022	fy2023	fy2024	fy2025
•	Corridor and Stairwell Painting	WALKLING COURT 667-01	\$64,697	\$0	\$0	\$0	\$0	\$0	\$0	\$29,686
•	Laundry Room Study & Additions	WALKLING COURT 667-01	\$21,010	\$0	\$0	\$0	\$0	\$21,010	\$0	\$0
•	Community Room Entrance Modernization	WALKLING COURT 667-01	\$45,768	\$0	\$0	\$0	\$0	\$0	\$17,832	\$27,937
•	Site- Parking Lot Resurfacing	FOSTER COURT 689-01	\$34,843	\$0	\$0	\$0	\$0	\$34,843	\$0	\$0
•	Selective Siding Replacement	FOSTER COURT 689-01	\$10,834	\$0	\$0	\$0	\$0	\$10,834	\$0	\$0
TOTALS			\$1,191,645	\$140,732	\$0	\$336,553	\$0	\$66,687	\$120,503	\$121,652

Capital Improvement Plan (CIP)

FUNDS IN ADDITION TO ANNUAL FORMULA FUNDING AWARD

Cap Hub Project Number	Project Name	DHCD Special Award Comment	Special DHCD Awards				Other Funding			
			Emergency Reserve	Compliance Reserve	Sustainability	Special Awards	CDBG	CPA	Operating Reserve	Other Funds
176068	OR:: Interior mod including kitchen remodel and ADA bath		\$0	\$0	\$0	\$0	\$0	\$0	\$198,322	\$0
176081	Exterior Door Replacements		\$0	\$0	\$0	\$0	\$122,570	\$0	\$0	\$0
176082	Surveillance System Installation		\$0	\$0	\$0	\$0	\$74,800	\$0	\$0	\$0
TOTALS			\$0	\$0	\$0	\$0	\$197,370	\$0	\$198,322	\$0

Capital Improvement Plan (CIP) Narrative **Including Requests to DHCD & Supporting Statements**

1. Request for increased spending flexibility.

DHCD designates a spending target (cap share) and an allowable spending range for each year of the CIP. A Housing Authority may request to shift the cap shares of the first three years in order to increase scheduling flexibility. A CIP utilizing this flexibility is called an Alternate CIP. The total spending over three years and over five years must continue to meet the limits set by DHCD. DHCD will approve an Alternate CIP only with acceptable justification and only if funding is available.

Medford Housing Authority has submitted an Alternate CIP with the following justification:

- Projected spending on projects currently in bidding or construction exceeds Cap Share in one or more years of the CIP.

In FISH 176040 FR Master CFA has \$52.97 in year two spending 2022. We have been allocated \$0.00 in our year two CFP so this is the reason we have to submit an alternate CIP

2. Request for additional funding.

A Housing Authority may request additional funding from DHCD for projects that qualify as emergencies, required legal compliance upgrades, or sustainability improvements.

Medford Housing Authority has not requested additional funding.

3. Overall goals of the Housing Authority's CIP

The Medford Housing Authority is continuing its efforts to improve upon the site at Walkling Court and common area spaces. We are trying to put a focus on a lot of site specific tasks that have gone unattended for some time. We have fences that are falling over and lots of trees that are in need of pruning. We believe the site at Walkling Court is one of its best attributes and with some attention and upkeep it can be a property that all residents are proud of. We are also focusing on updating our common area spaces including installation of new apartment entry doors and painting of common area hallways .

4. Changes from the Housing Authority's previous CIP

Every new CIP differs from the previous CIP because projects have been completed and a new year has been added with new projects. These changes and other significant changes to the content of the CIP are highlighted below:

This new CIP does not really differ from last years CIP. Our goals and objectives have not changed form this development. Due to the lack of funding I have not included any new projects that were not in last years CIP.

5. Requirements of previous CIP approval

There were no special conditions attached to the approval of our previous CIP.

6. Quarterly capital reports

Our most recent quarterly capital report (form 80 and 90) was submitted on 12/31/2018.

7. Capital Planning System (CPS) updates

Our CPS facility data has been updated with current condition information, including changes resulting from projects completed in the past year, as of 05/01/2020.

8. Project priorities

All the projects in our CIP are high priority (Priority 1 and 2 projects).

9. High priority deficiencies

We have not been able to include all of our high priority (CPS priority 1 and 2) projects in our CIP:

The MHA plans to address any outstanding priority 1 projects as additional funding allows

10. Accessibility

We are not aware of any accessibility deficiencies in our portfolio.

11. Special needs development

Medford Housing Authority has one or more special needs (167 or 689 programs) development. We have completed the service provider input process according to the required procedures detailed in the lease agreement and held an annual meeting with the service provider staff at all special needs developments as of 05/19/2020.

12. Energy and water consumption

Our 12 most recent monthly energy reports are for months 1/2017 to 12/2017.

The following table lists the DHCD thresholds for Per Unit Monthly (PUM) expense for electricity, natural gas, oil, and water use and the developments at the Housing Authority that have expenses in excess of the thresholds, if any.

	Electric PUM > Threshold	Gas PUM > Threshold	Oil PUM > Threshold	Water PUM > Threshold
Threshold PUM:	\$100	\$80	\$50	\$60

No developments exceed threshold values.

13. Energy or water saving initiatives

Medford Housing Authority is not currently pursuing any energy or water-saving audits or grants that could affect CIP project scope, costs or timing of projects.

14. Vacancy rate

Our unadjusted vacancy rate reported to DHCD is as follows. (The unadjusted vacancy rate captured in these figures is the percentage of ALL housing units that are vacant, including both offline units being used for other purposes and units with DHCD vacancy waivers.)

0.7% c. 667 (DHCD Goal 2%)

0% c. 200 (DHCD Goal 2%)

0% c. 705 (DHCD Goal 2%)

15. Vacancies

Medford Housing Authority has no units listed as vacant, proposed to be vacant, or at risk of becoming vacant.

Maintenance and Repair Plan

Maintenance Objective

The goal of good property maintenance at a public housing authority is to serve the residents by assuring that the homes in which they live are decent, safe, and sanitary.

About This Maintenance and Repair Plan

This Maintenance & Repair Plan consists of several subsections describing maintenance systems followed by charts showing typical preventive maintenance, routine maintenance, and unit inspection tasks and schedules. These subsections are:

- a. **Classification and Prioritization of Maintenance Tasks** - Defines and prioritizes types of work to be accomplished by maintenance staff and vendors. Explains how the housing authority is expected to respond to work orders (tasks or requests) based on the work order classification.
- b. **Emergency Response System** - Defines what constitutes an emergency and how to notify staff of an emergency.
- c. **Normal Maintenance Response System** - How to contact the maintenance staff for a non-emergency request.
- d. **Work Order Management** - Description of the housing authority's system for managing work orders (tasks and requests).
- e. **Maintenance Plan Narrative & Policy Statement** - Self-assessment, basic information, and goals for the coming year, along with a description of the housing authority's maintenance program.
- f. **Preventive Maintenance Schedule** - A listing and schedule of tasks designed to keep systems and equipment operating properly, to extend the life these systems and equipment, and to avoid unexpected breakdowns.
- g. **Routine Maintenance Schedule** - A listing and schedule of ordinary maintenance tasks such as mopping, mowing, raking, and trash collection required to keep the facilities in good condition.
- h. **Unit Inspections** - Scheduling of annual unit inspections.

Classification and Prioritization of Maintenance Tasks

Maintenance items are tracked as “work orders” and are classified in the following categories. They are prioritized in the order listed. The following classifications and prioritization are required by the Department of Housing and Community Development (DHCD).

- I. **Emergencies** - Emergencies are only those conditions which are **immediately threatening** to the life or safety of our residents, staff, or structures.
 - **Goal: initiated with 24 to 48 hours.**
- II. **Vacancy Refurbishment - Work necessary to make empty units ready for new tenants.**
 - After emergencies, the refurbishment of vacancies for immediate re-occupancy has the highest priority for staff assignments. **Everyday a unit is vacant is a day of lost rent.**
 - **Goal: vacancy work orders are completed within 30 calendar days or if not completed within that timeframe, LHA has a waiver.**
- III. **Preventive Maintenance** - Work which must be done to **preserve and extend the useful life** of various elements of your physical property and avoid emergency situations.
 - A thorough Preventive Maintenance Program and Schedule that deals with all elements of the physical property is provided later in the document.
 - The Preventive Maintenance Program is reviewed and updated annually and as new systems and facilities are installed.
- IV. **Programmed Maintenance** - Work which is important and is completed to the greatest extent possible within time and budget constraints. Programmed maintenance is grouped and scheduled to make its completion as efficient as possible. Sources of programmed maintenance include:
 - Routine Work includes those tasks that need to be done on a regular basis to keep our physical property in good shape. (Mopping, Mowing, Raking, Trash, etc.)
 - Inspections are the other source of programmed maintenance.
 - o Inspections are visual and operational examinations of parts of our property to determine their condition.
 - o All dwelling units, buildings and sites must be inspected at least annually.
 - o **Goal: Inspection-generated work orders are completed within 30 calendar days from the date of inspection, OR if cannot be completed within 30 calendar days, are added to the Deferred Maintenance Plan or the Capital Improvement Plan in the case of qualifying capital repairs (unless health/safety issue).**
- V. **Requested Maintenance** - Work which is requested by residents or others, does not fall into any category above, and should be accomplished as time and funds are available.
 - Requests from residents or others for maintenance work which does not fall into one of the other categories has the lowest priority for staff assignment.
 - **Goal: Requested work orders are completed in 14 calendar days from the date of tenant request or if not completed within that timeframe (and not a health or safety issue), the task is added and completed in a timely manner as a part of the Deferred Maintenance Plan and/or CIP.**

Emergency Request System

For emergency requests call the numbers listed here. Qualifying emergency work requests are listed below.

METHOD	CONTACT INFO.	TIMES
Call Answering Service	781-396-0924	Non-office hours - nights/weekends
Call LHA at Phone Number	781-396-0924 Office Hours	8:00a through 4:30p Monday - Friday

List of Emergencies - Emergencies are those conditions which are immediately threatening to the life or safety of our residents, staff, or structures. The following is a list of typical conditions that warrant an emergency response. If there is an emergency condition whether or not enumerated on this list please notify the office or answering service at the numbers listed above. If you have any questions regarding this list or other matters that may constitute an emergency, please contact the Medford Housing Authority main office.

QUALIFYING EMERGENCY WORK REQUESTS
Fires of any kind (Call 911)
Gas leaks/ Gas odor (Call 911)
No electric power in unit
Electrical hazards, sparking outlets
Broken water pipes, flood
No water/ unsafe water
Sewer or toilet blockage
Roof leak
Lock outs
Door or window lock failure
No heat
No hot water
Snow or ice hazard condition
Dangerous structural defects
Inoperable smoke/CO detectors, beeping or chirping
Elevator stoppage or entrapment

Normal Maintenance Request Process

Make normal (non-emergency) maintenance requests using the following methods:

METHOD	CONTACT INFO.	TIMES
Text Phone Number		
Call Answering Service	781 396 0924	Non-office hours Nights/Weekends
Call Housing Authority Office	781 396 0924 Office Hours	8:00a - 4:30p Monday through Friday
Submit Online at Website		
Email to Following Email		
Other		

The Medford Housing Authority advises residents to call the direct maintenance phone line 781 396 0924 rather than the MHA main line. The maintenance line is a direct line to the Maintenance Department. Maintenance workers hours are 7:00 a.m. to 3:30 p.m. from Memorial Day through Labor Day. Maintenance Administrative Staff hours will remain 8:00 a.m. to 4:30 p.m.

Work Order Management

A. DHCD review of this housing authority’s operations shows that the authority uses the following system for tracking work orders:

Type of work order system: HAB

Work order classification used:

Emergency	✓
Vacancy	✓
Preventative Maintenance	✓
Routine	✓
Inspections	✓
Tenant Requests	✓

B. We also track deferred maintenance tasks in our work order system.

C. Our work order process includes the following steps:

Step	Description	Checked steps are used by LHA
1	Maintenance Request taken/submitted per the standard procedures listed above for the Emergency Request System and the Normal Maintenance Request Process.	<input checked="" type="checkbox"/>
2	Maintenance Requests logged into the work system	<input checked="" type="checkbox"/>
3	Work Orders generated	<input checked="" type="checkbox"/>
4	Work Orders assigned	<input checked="" type="checkbox"/>
5	Work Orders tracked	<input checked="" type="checkbox"/>
6	Work Orders completed/closed out	<input checked="" type="checkbox"/>
7	Maintenance Reports or Lists generated	<input checked="" type="checkbox"/>

Maintenance Plan Narrative

Following are Medford Housing Authority’s answers to questions posed by DHCD.

A. Narrative Question #1: How would you assess your Maintenance Operations based on feedback you’ve received from staff, tenants, DHCD’s Performance Management Review (PMR) & Agreed Upon Procedures (AUP), and any other sources?

Staff of the Maintenance Department, administrative and maintenance workers, are held to high expectations to meet the needs of our residents. Residents at monthly Tenant Meetings have indicated satisfaction with the services provided by our Maintenance Staff. Staff training is mandatory and encouraged for all staff to maintain the highest standards of performance in their positions. Housing Managers are focused on providing residents with the knowledge of authority operations that includes maintenance systems designed to address their individual and collective needs. The MHA continuously monitors its operations in an effort to improve services to our clients.

B. Narrative Question #2: What changes have you made to maintenance operations in the past year?

The hours of operations for the maintenance workers have been revised from Memorial Day through Labor Day to 7:00 a.m. to 3:30 p.m. Monday through Friday.

C. Narrative Question #3: What are your maintenance goals for this coming year?

The Maintenance Department is in the process of implementing a mobile work order process. This process will allow our maintenance department to better serve our tenants with prompt and accurate response times. The authority is also working on modernizing the maintenance garage at Walkling Court. This garage modernization project will allow the Walkling Court site to be better stocked with equipment and materials that are necessary to provide the Walkling Court tenants with the services they need.

D. Maintenance Budget Summary

The budget numbers shown below are for the consolidated budget only. They do not include values from supplemental budgets, if any.

	Total Regular Maintenance Budget	Extraordinary Maintenance Budget
Last Fiscal Year Budget	\$0.00	\$0.00
Last Fiscal Year Actual Spending	\$0.00	\$0.00
Current Fiscal Year Budget	\$0.00	\$0.00

E. Unit Turnover Summary

# Turnovers Last Fiscal Year	15
Average time from date vacated to make Unit "Maintenance Ready"	14 days
Average time from date vacated to lease up of unit	19 days

Attachments

These items have been prepared by the Medford Housing Authority and appear on the following pages:

- Preventive Maintenance Schedule - a table of preventive maintenance items showing specific tasks, who is responsible (staff or vendor), and the month(s) they are scheduled
- Deferred Maintenance Schedule - a table of maintenance items which have been deferred due to lack of resources.

MEDFORD HOUSING AUTHORITY

PREVENTATIVE MAINTENANCE PLAN

January Preventative Maintenance Tasks

Every week throughout the year, common areas, hallways, community rooms, and basements will be monitored for cleanliness and debris/dangerous items/blocked egresses. All building and grounds work orders will note any items requiring repairs. Community rooms and bathrooms in community rooms will be cleaned weekly/daily depending on the usage.

1. Boiler winter preventative maintenance at all additional complexes. (Vendor)
2. Clean dryer vents for all complexes. (Vendor)
3. Clean common area flooring and carpeting. (Staff)
4. Vehicle Inspection: (Vendor)
 - Check all fluid levels: crank case, transmission, etc.
 - Check antifreeze, radiator rust inhibitor, and thermostat.
 - Check windshield washer fluid.
 - Check belts and hoses.
 - Check plugs, wiring, battery, clean and grease terminals.
 - Clean out air cleaner.
 - Check wheel alignment and tire balance (signs of uneven wear).
 - Check heater and defroster.
 - Check wiper blades for wear.
 - Change engine oil in all vehicles as needed.
 - Check inspection sticker renewal.
5. Check smoke and carbon monoxide detectors during annual inspections. (Vendor)
6. Clean and remove all bulk items from trash corrals. (Staff)
7. Inventory tools, equipment, in stock. (Staff)
8. Inventory of supplies and small parts. (Staff)
9. Unit inspections scheduled for this month. (Vendor)
10. Notify property manager of lease enforcement issues regarding snow removal. Blocked egresses. (Staff)
11. Check all chimneys, exhaust and intake vents free of snow throughout the winter season and keep dryer exhaust vents free of snow throughout the winter season. (Staff)

*blocked chimneys, exhaust vents and intake vents could result in carbon monoxide poisoning and can affect the performance of the furnace.

February Preventative Maintenance Tasks

1. Monitor on-going snow removal (Staff)
2. Vehicle Inspection: (Vendor)
 - a. Check all fluid levels: crank case, transmission, etc.
 - b. Check antifreeze, radiator rust inhibitor, and thermostat.
 - c. Check windshield washer fluid.
 - d. Check belts and hoses.
 - e. Check plugs, wiring, battery, clean and grease terminals.
 - f. Clean out air cleaner.
 - g. Check wheel alignment and tire balance (signs of uneven wear).
 - h. Check heater and defroster.
 - i. Check wiper blades for wear.
 - j. Check inspection sticker renewal.
3. Check smoke and carbon monoxide detectors during annual inspections. (Vendor)
4. Clean common area flooring and carpeting. (Staff)
5. Inventory of supplies and small parts. (Staff)
6. Clean and remove all bulk items from trash corrals. (Staff)
7. Unit inspections as scheduled for each month. (Vendor)
8. Notify property manager of lease enforcement issues regarding snow removal and common hallways and stairs free from all obstructions. Blocked egresses. (Staff)

According to the State Sanitary Code 105 CMR 410.451 - No person shall obstruct any exit or passageway. The owner is responsible for maintaining free from obstruction every exit used or intended for use by occupants of more than one dwelling unit or rooming unit. The occupant shall be responsible for maintaining free from obstruction all means of exit leading from his unit and not common to the exit of any other unit.

9. Check all chimneys, exhaust and intake vents free of snow throughout the winter season and keep dryer exhaust vents free of snow throughout the winter season. (Staff)
 - Blocked chimneys, exhaust vents and intake vents could result in carbon monoxide poisoning and can affect the performance of the furnace.

March Preventative Maintenance Tasks

1. Reset light timers and clocks for daylight saving time. (Staff)
2. Monitor on-going snow removal. (Staff)
3. Clean maintenance areas. (Staff)
4. Touch up all common area paint. (Staff)
5. Service lawn equipment. (Staff)
6. Strip, wax and buff VAT and linoleum flooring in community rooms and bathrooms. Clean common area flooring and carpeting. (Vendor)
7. Clean baseboard heaters in all common areas as needed. (Staff)
8. Vehicle Inspection: (Vendor)
 - a. Check all fluid levels: crank case, transmission, etc.
 - b. Check antifreeze, radiator rust inhibitor, and thermostat.
 - c. Check windshield washer fluid.
 - d. Check belts and hoses.
 - e. Check plugs, wiring, battery, clean and grease terminals.
 - f. Clean out air cleaner.
 - g. Check wheel alignment and tire balance (signs of uneven wear).
 - h. Check heater and defroster.
 - i. Check wiper blades for wear.
 - j. Check inspection sticker renewal.
9. Check smoke and carbon monoxide detectors during annual inspections. (Vendor)
10. Clean and remove all bulk items from trash corrals. (Staff)
11. Unit inspections as scheduled for the month. (Vendor)
12. Notify property manager of lease enforcement issues regarding furniture, trash and debris free from exteriors. Blocked egresses. (Staff)
13. Inventory of supplies and small parts. (Staff)
14. Check all chimneys, exhaust and intake vents free of snow throughout the winter season and keep dryer exhaust vents free of snow throughout the winter season.(Staff)

April Preventative Maintenance Tasks

1. Inspect all entry doors. (Staff)
2. Clean dryer vents and exhaust vents. (Vendor)
3. Inspect roofs and siding. (Staff)
4. Clean common area flooring and carpeting. (Staff)
5. Clean and remove all bulk items from trash corrals. (Staff)
6. Cleaning of parking areas, roadways, driveways, walkways and storm drains. (Staff)
7. Inspect trees and coordinate trimming service as needed (maintain 10ft distance from buildings) (Staff)
8. Vehicle Inspection: (Vendor)
 - a. Check all fluid levels: crank case, transmission, etc.
 - b. Check antifreeze, radiator rust inhibitor, and thermostat.
 - c. Check windshield washer fluid.
 - d. Check belts and hoses.
 - e. Check plugs, wiring, battery, clean and grease terminals.
 - f. Clean out air cleaner.
 - g. Check wheel alignment and tire balance (signs of uneven wear).
 - h. Check heater and defroster.
 - i. Check wiper blades for wear.
 - j. Change engine oil in all vehicles as needed.
 - k. Check inspection sticker for renewal.
9. Check smoke and carbon monoxide detectors during annual inspections. (Vendor)
10. Inventory of supplies and small parts. (Staff)
11. Unit inspections as scheduled for the month. (Vendor)
12. Notify property manager of lease enforcement issues: Check for proper AC installation according to MHA AC Policy. Blocked egresses (Staff)

May Preventative Maintenance Tasks

1. Check flags and replace as needed. (Staff)
2. Sidewalk and parking lot crack and crevice sealing and repair. (Vendor)
3. Edge and mulch all planting beds. (Staff)

Application of mulch within 18 inches around combustible exteriors of buildings such as wood or vinyl, but not brick or concrete, is prohibited.

4. Clean and remove bulk items from trash corrals. (Staff)
5. Prune/trim all shrubs and bushes away from buildings (maintain 2ft clearance from all structures). (Staff)
6. Vehicle Inspection: (Vendor)
 - a. Check all fluid levels: crank case, transmission, etc.
 - b. Check antifreeze, radiator rust inhibitor, and thermostat.
 - c. Check windshield washer fluid.
 - d. Check belts and hoses.
 - e. Check plugs, wiring, battery, clean and grease terminals.
 - f. Clean out air cleaner.
 - g. Check wheel alignment and tire balance (signs of uneven wear).
 - h. Check heater and defroster.
 - i. Check wiper blades for wear.
 - j. Check inspection sticker for renewal.
7. Inventory of supplies and small parts. (Staff)
8. Check smoke and carbon monoxide detectors during annual inspections. (Vendor)
9. Unit inspections as scheduled for the month. (Vendor)
10. Clean common area flooring and carpeting. (Staff)
11. Notify property manager of lease enforcement: Blocked egresses. Cooking grills. (Staff)
 - All cooking grills should be used a minimum of 10 feet from all structures.
12. Boiler maintenance performed by outside contractor. (Vendor)

June Preventative Maintenance Tasks

1. Summer boiler shut-down and preventative maintenance service. (non-heating season June 16th to September 14th). (Vendor)
2. Check interior emergency lighting. (Staff)
3. Weed and edge all planting beds (June 1st to Oct 1st). (Staff)
4. Inspect site railings, walkways and stairs for potential hazards, identify and repair as needed. (Staff)
5. Clean and remove bulk items from trash corrals. (Staff)
6. Vehicle Inspection: (Vendor)
 - a. Check all fluid levels: crank case, transmission, etc.
 - b. Check antifreeze, radiator rust inhibitor, and thermostat.
 - c. Check windshield washer fluid.
 - d. Check belts and hoses.
 - e. Check plugs, wiring, battery, clean and grease terminals.
 - f. Clean out air cleaner.
 - g. Check wheel alignment and tire balance (signs of uneven wear).
 - h. Check heater and defroster.
 - i. Check wiper blades for wear.
 - j. Check inspection sticker for renewal.
7. Check smoke and carbon monoxide detectors during annual inspections. (Vendor)
8. Check fire alarm panel/heat detector inspections. (Vendor)
9. Inventory of supplies and small parts. (Staff)
10. Clean common area flooring and carpeting. (Staff)
11. Unit inspections as scheduled for the month. (Vendor)
12. Notify property manager of lease enforcement issues: furniture, trash and debris free from exterior. Blocked egresses. (Staff)
13. Clean all gutters and downspouts by outside contractor. (Vendor)

July Preventative Maintenance Tasks

1. Clean dryer vents, exhaust vents and roof vent motors. (Vendor)
2. Inspect gutters, downspouts and splash blocks - repair as needed. (Staff)
3. Inspect common area windows (glass, seals, balances and locks). (Staff)
4. Inspect and repair site fencing. (Vendor)
5. Clean common area flooring and carpeting. (Staff)
6. Clean and remove bulk items from trash corrals. (Staff)
7. Vehicle Inspection. (Vendor)
 - a. Check all fluid levels: crank case, transmission, etc.
 - b. Check antifreeze, radiator rust inhibitor, and thermostat.
 - c. Check windshield washer fluid.
 - d. Check belts and hoses.
 - e. Check plugs, wiring, battery, clean and grease terminals.
 - f. Clean out air cleaner.
 - g. Check wheel alignment and tire balance (signs of uneven wear).
 - h. Check heater and defroster.
 - i. Check wiper blades for wear.
 - j. Change engine oil in all vehicles as needed.
 - k. Check inspection sticker for renewal.
8. Inventory of supplies and small parts. (Staff)
9. Check smoke and carbon monoxide detectors during annual inspections. (Vendor)
10. Unit inspections as scheduled each month. (Vendor)
11. Notify property manager of any lease enforcement issues including blocked egresses. (Staff)

August Preventative Maintenance Tasks

1. Strip, wax and buff VAT and linoleum flooring in common areas and bathrooms. Clean common area flooring and carpeting. (Vendor)
2. Clean and remove bulk items from trash corrals. (Staff)
3. Vehicle Inspection: (Vendor)
 - Check all fluid levels: crank case, transmission, etc.
 - Check antifreeze, radiator rust inhibitor, and thermostat.
 - Check windshield washer fluid.
 - Check belts and hoses.
 - Check plugs, wiring, battery, clean and grease terminals.
 - Clean out air cleaner.
 - Check wheel alignment and tire balance (signs of uneven wear).
 - Check heater and defroster.
 - Check wiper blades for wear.
 - Check inspection sticker for renewal.
4. Inventory of supplies and small parts. (Staff)
5. Clean or replace as needed filters for hot air systems in Community Room. (Vendor)
6. Check smoke and carbon monoxide detectors during annual inspections. (Vendor)
7. Lease enforcement: Common hallways and stairs free from all obstructions. (Staff)
 - According to the State Sanitary code 105 CMR 410.451 - No person shall obstruct any exit or passageway. The owner is responsible for maintaining free from obstruction every exit used or intended for use by occupants of more than one dwelling unit or rooming unit. The occupant shall be responsible for maintaining free from obstruction all means of exit leading from his unit and not common to the exit of any other unit.
8. Unit inspections as scheduled each month. (Vendor)
9. Outside contractor to perform annual fire alarm testing of all devices. (Vendor)

September Preventative Maintenance Tasks

1. Check electrical panels in boiler rooms and all common areas. (Staff)
2. Clean all storm drains. (Vendor)
3. Clean common area flooring and carpeting. (Staff)
4. Domestic hot water systems preventative maintenance and exercise all valves. (Staff)
5. Turn on heating systems September 15th annually. (Vendor)
6. Clean storage rooms and maintenance areas. (Staff)
7. Touch up all common area paint as needed. (Staff)
8. Clean heater vents in all common areas. (Staff)
9. Clean and remove all bulk items from trash corrals. (Staff)
10. Service snow blowers. (Vendor)
11. Vehicle Inspection: (Vendor)
 - a. Check all fluid levels: crank case, transmission, etc.
 - b. Check antifreeze, radiator rust inhibitor, and thermostat.
 - c. Check windshield washer fluid.
 - d. Check belts and hoses.
 - e. Check plugs, wiring, battery, clean and grease terminals.
 - f. Clean out air cleaner.
 - g. Check wheel alignment and tire balance (signs of uneven wear).
 - h. Check heater and defroster.
 - i. Check wiper blades for wear.
 - j. Check inspection sticker for renewal.
12. Inventory of supplies and small parts. (Staff)
13. Check smoke and carbon monoxide detectors during annual inspections. (Vendor)
14. Unit inspections as scheduled each month. (Vendor)
15. Notify property manager of lease enforcement issues: Removal of all AC's. Blocked egresses. (Staff)

October Preventative Maintenance Tasks

1. Clean and remove bulk items from trash corrals. (Staff)
2. Buy and stock ice melt for winter. (Staff)
3. Leaf removal. (Staff)
4. Clean dryer vents, exhaust vents and roof vent motors. (Vendor)
5. Cleaning of parking areas, roadways, driveways, walkways and storm drains. (Staff)
6. Vehicle Inspection: (Vendor)
 - a. Check all fluid levels: crank case, transmission, etc.
 - b. Check antifreeze, radiator rust inhibitor, and thermostat.
 - c. Check windshield washer fluid.
 - d. Check belts and hoses.
 - e. Check plugs, wiring, battery, clean and grease terminals.
 - f. Clean out air cleaner.
 - g. Check wheel alignment and tire balance (signs of uneven wear).
 - h. Check heater and defroster.
 - i. Check wiper blades for wear.
 - j. Change engine oil in all vehicles as needed.
 - k. Check inspection sticker for renewal.
7. Inventory of supplies and small parts. (Staff)
8. Check smoke and carbon monoxide detectors during annual inspections. (Vendor)
9. Buy and stock ice melt for winter. (Staff)
10. Unit inspections as scheduled each month. (Vendor)
11. Clean all catch basins by outside contractor. (Vendor)

November Preventative Maintenance Tasks

1. Reset light timers and clocks back 1 hour for daylight saving time. (Staff)
2. Monitor any snow removal. (Staff)
3. Annual cleaning of all gutters. (Vendor)
4. Inspect trees and coordinate trimming service as needed (maintain 10ft clearance from all structures). (Vendor)
5. Clean common area carpets and flooring. (Staff)
6. Clean and remove bulk items from trash corrals. (Staff)
7. Clean, service and store lawn equipment. (Staff)
8. Vehicle Inspection: (Vendor)
 - a. Check all fluid levels: crank case, transmission, etc.
 - b. Check antifreeze, radiator rust inhibitor, and thermostat.
 - c. Check windshield washer fluid.
 - d. Check belts and hoses.
 - e. Check plugs, wiring, battery, clean and grease terminals.
 - f. Clean out air cleaner.
 - g. Check wheel alignment and tire balance (signs of uneven wear).
 - h. Check heater and defroster.
 - i. Check wiper blades for wear.
 - j. Check inspection sticker for renewal.
9. Inventory of supplies and small pans. (Staff)
10. Notify property manager of any lease enforcement issues: blocked egresses. (Staff)
11. Unit inspections as scheduled each month. (Vendor)
12. Keep all chimneys, exhaust and intake vents free of snow throughout the winter season and keep dryer exhaust vents free of snow throughout the winter season. (Staff)
13. Clean all gutters and downspouts by outside contractor. (Vendor)

December Preventative Maintenance Tasks

1. Monitor on-going snow removal. (Staff)
2. Clean and remove bulk items from trash corrals. (Staff)
3. Vehicle Inspection: (Vendor)
 - a. Check all fluid levels: crank case, transmission, etc.
 - b. Check antifreeze, radiator rust inhibitor, and thermostat.
 - c. Check windshield washer fluid.
 - d. Check belts and hoses.
 - e. Check plugs, wiring, battery, clean and grease terminals.
 - f. Clean out air cleaner.
 - g. Check wheel alignment and tire balance (signs of uneven wear).
 - h. Check heater and defroster.
 - i. Check wiper blades for wear.
 - j. Check inspection sticker for renewal.
4. Unit inspections as scheduled each month. (Vendor)
5. Notify property manager of any lease enforcement issues: Decorations (Christmas) cords running through doors and windows. Blocked egresses. (Staff)
6. Keep all chimneys, exhaust and intake vents free of snow throughout the winter season and keep dryer exhaust vents free of snow throughout the winter season. (Staff)

Annual Plan
Annual Operating Budget

Operating Budget

The tables on the following pages show the approved budget and actual income and spending per budget account (row) for the fiscal year ending . It also shows the approved budget for the current year () if there is one, and the percent change from last year’s spending to this year’s approved budget. The final column shows the current approved amount for each account divided by the number of housing units and by 12 months to show the amount per unit per month (PUM). The chart does not show a draft budget for the coming fiscal year as that will typically be developed in the final month of the fiscal year.

The budget format and accounts are mandated by the Department of Housing and Community Development (DHCD). For a better understanding of the accounts and discussion of special situations see the notes following the budget tables and the “Definitions of Accounts” at the end of this section.

LHA Comments

Operating Reserve

The LHA’s operating reserve is the amount of funds that an LHA sets aside to sustain itself during lean years, or to remedy urgent health and safety concern or address deferred maintenance items. In addition, while DHCD approves a fixed non-utility operating budget level for every LHA (called the Allowable Non-Utility Expense Level, or ANUEL), LHAs can propose a budget that exceeds that level, with the additional cost to be funded from the Operating Reserve, as long as the reserve will still remain above the minimum threshold set by DHCD.

DHCD defines a full (100%) Operating Reserve (OR) amount to be equal to one-half of the previous year’s operating expenses and requires LHAs to maintain a minimum OR of 35% of this amount to cover any unplanned but urgent needs that may arise during the year and that can’t be funded by the operating budget. If the reserve is between 20% and 35% of the full level, the LHA must obtain prior written approval from DHCD to spend reserve funds, unless the expense is to resolve a health and safety issue. If the reserve is below the 20% level, the LHA can only spend OR funds on health and safety issues. In both cases, the LHA should address the health and safety issue immediately but must retroactively inform DHCD and obtain its approval.

The operating reserve at the end of fiscal year was , which is of the full reserve amount defined above.

Annual Plan
Annual Operating Budget

**Annual Plan
Annual Operating Budget**

DHCD Review Comment

DHCD staff have reviewed the LHA's comments addressing the budget information and have the following comments:

Explanation of Budget Accounts

The following explains how each of the line items is to be prepared.

3110: Shelter Rent: The shelter rent projection should be based on the current rent roll plus anticipated changes expected from annual rent re-determinations or as a result of regulatory amendments.

3111: Shelter Rent – Tenants - Fraud/Retroactive: This account should be used for the reporting of total rent receipts from residents due to unreported income. These are often called fraud or retroactive balances. In cases where deficit LHAs discover, pursue cases, and have entered into a written fraud/retroactive re-payment agreement **with a present or former tenant who did not report income**, the LHA will be allowed to retain two-thirds of the funds recovered. One third of the total dollar amount recovered should be included in the LHA's quarterly or year-end Operating Statement as Shelter Rent, account #3111, and two-thirds of this total dollar amount should be included in Other Revenue-Retained, account #3691.

3115: Shelter Rent - Section 8: This account applies only to those developments receiving support through the federal government's Housing and Urban Development (HUD) Section 8 New Construction and/or Substantial Rehab Programs.

3190: Non-Dwelling Rental: This account should be credited with the rents, other than tenants rents reported in line 3110 and 3115, including charges for utilities and equipment, billed to lessees of non-dwelling facilities as well as apartments rented for non-dwelling purposes, such as social service programs.

3400: Administrative Fee- MRVP/AHVP: This account should be credited with Administrative Fees to be received for the MRVP/AHVP Program. The MRVP/AHVP administrative fee is \$40.00 per unit per month, as of July 1, 2019.

3610: Interest on Investments – Unrestricted: This account should be credited with interest earned on unrestricted administrative fund investments.

3611: Interest on Investments – Restricted: This account should be credited with interest earned on restricted administrative fund investments. For example, an LHA may receive a grant whose use is restricted to a specific purpose, and the interest income earned on that grant may also be restricted to the same purpose.

3690: Other Operating Revenues: This account should be credited with income from the operation of the project that cannot be otherwise classified. Income credits to this account include, but are not limited to, penalties for delinquent payments, rental of equipment, charges for use of community space, charges to other projects or programs for the use of central office management and maintenance space, commissions and profits from vending machines, including washing machines, and certain charges to residents for additional services, materials, and/or repairs of damage caused by neglect or abuse in accordance with the Department's regulations on lease provisions..

3691: Other Revenue – Retained: This account should be credited with certain miscellaneous revenue to be retained by the LHA, and which is not used to reduce the amount of operating subsidy the LHA is due. The most common examples for this account is receipts for the rental of roof antennas to cell phone providers and net meter credits earned on electricity bills from Net Meter Power Purchase Agreements (PPA's). Generally, surplus LHAs may retain 100% of these savings and deficit LHAs may retain 25% of the savings, with

the 75% balance used to offset its need for operating subsidy. However, for the period 7/1/16 through 6/30/19, all deficit LHAs may keep 100% of the net meter credit savings.

3692: Other Revenue - Operating Reserves: This account should be credited with funds that LHAs plan to utilize from their operating reserve accounts in excess of the Allowable Non-Utility Expense Level (ANUEL). To be approvable, LHA must maintain the DHCD prescribed operating reserve minimum level after deducting the amount budgeted. The only exception to this is when the expenses are for health and safety issues.

3693: Other Revenue – Net Meter: This account should be normally be credited with 75% of the total net meter credit savings realized by a deficit LHA, while surplus LHAs with net meter credit savings would enter \$0 here. Savings are calculated as the value of the net meter credits appearing on the LHA’s electric bills (or, in some cases, paid in cash to the LHA by their utility company), minus the cost of the payments made to the solar power developer under their Power Purchase Agreement (PPA). Deficit LHAs normally may retain 25% of the savings. That amount should be included as Other Revenue – Retained on line #3691. However, please note that for the period 7/1/16 through 6/30/19 all LHAs may retain 100% of their total net meter credit savings, and should report those savings as Other Revenue – Retained on line #3691

3801: Operating Subsidy – DHCD (400-1): This account represents all state-funded operating subsidy to be received and or to be earned for the fiscal year. At the end of each fiscal year, this account will be adjusted in the operating statement to equal the actual subsidy earned by the LHA.

3802: Operating Subsidy – MRVP/AHVP Landlords:

The credit balance in this account represents the anticipated total receipts from DHCD during the fiscal year for housing assistance payments to landlords. At the end of each fiscal year this account will be adjusted to equal the actual subsidy earned.

3920: Gain/Loss from Sale or Disposition of Property (Capitalized or Non-Capitalized): The debit or credit balance of this account represents the following items: a) Cash proceeds from the sale of property that was either: 1) non-capitalized; or 2) capitalized and has been fully depreciated, and b) Realized gain or loss from the sale or disposition of capitalized property that has not been fully depreciated.

4110: Administrative Salaries: This account should be charged with the gross salaries of LHA personnel engaged in administrative duties and in the supervision, planning, and direction of maintenance activities and operating services during the operations period. It should include the salaries of the executive director, assistant executive director, accountants, accounting clerks, clerks, secretaries, project managers, management aides, purchasing agents, engineers, draftsmen, maintenance superintendents, and all other employees assigned to administrative duties.

4120: Compensated Absences: The debit balance in this account represents the actual cost incurred during the fiscal year for vacation, paid holidays, vested sick leave and earned compensatory time. This account includes both the direct compensated absences cost and associated employer payroll expenses (employment taxes, pension cost, etc.).

4130: Legal Expense: This account should be charged with retainers and fees paid to attorneys for legal services relating to the operation of the projects.

4140: Compensation to Authority Members: A local authority may compensate its members for performance of their duties and such other services as they may render to the authority in connection with its Chapter 200 development(s). Compensation for any other program is not authorized. Because of this, LHAs must base such compensation only on the actual rent receipts for these developments plus a prorated share of other operating receipts of funds on a per unit basis. The precise amount that members may be compensated is defined by statute to a maximum of \$40 per member per day, and \$50 for the chairperson per day. The total of all compensation to all board members is not to exceed two percent (2%) of actual gross income of Chapter 200 developments in any given year, consistent with the approved budget amount. In no case shall the payment of compensation exceed \$12,500 annually for the chairperson, or \$10,000 for any member other than the chairperson. Please note the statute requires the member to perform housing authority business in order to receive compensation.

4150: Travel and Related Expense: Legitimate travel expenses incurred by board members and staff in the discharge of their duties for any **state-aided program** are reimbursable from this account, as consistent with Department policy.

4170: Contractual Accounting Services: Fees for accounting services that are provided routinely and are contracted for on an annual basis. Only accounting services performed on a contractual basis (fee accountant) should be included in this item. Full or part-time LHA accounting staff that provides routine accounting services should be included in Account 4110, Administrative Salaries.

4171: Audit Costs: This account includes the state program's prorated share of audit fees paid to an Independent Public Accountant (IPA). The procurement of an IPA is necessary to satisfy the Federal Government's audit requirements. Costs for these services should be shared with all state and federal programs of LHA. **Audit costs are to be absorbed within the ANUEL.** The new Agreed Upon procedures (AUP) audit costs for state-assisted public housing programs should also be included in this account.

4180: Penalties and Interest: Any expenses incurred from penalties, fees, and interest paid on delinquent accounts shall be included in this line item.

4190: Administrative Other: This account is provided for recording the cost of administrative items for which no specific amount is prescribed in this 4100 group of accounts. It includes, but is not limited to, the cost of such items as: reports and accounting forms; stationery and other office supplies; postage; telephone services; messenger service; rental of office space; advertising for bids; publications; membership dues; collection agency & court costs, training costs; management fees, and fiscal agent fees.

4191: Tenant Organization: LTO Funding by the LHA. Upon request the LHA shall fund all LTOs in a city or town at the annual rate of \$6.00 per state-aided public housing unit occupied or available for occupancy by residents represented by such LTO(s) or an annual total of \$500.00 prorated among all such LTO(s), whichever is more. For more information on the creation and funding of LTOs see 760 CMR 6.09.

Authorities which operate computer learning centers, which are funded by the state consolidated budget or by other sources (which are typically recorded in line #3691 as "Other Revenue Retained", should budget the cost of the centers on this line.

4310: Water: This account should be charged with the cost of water and sewer charges purchased for all purposes.

4320: Electricity: This account should be charged with the total cost of electricity purchased for all purposes. Many LHAs have entered into Net Meter Credit Power Purchase Agreements (PPA's). In these deals, an LHA executes a contract with a solar power developer who constructs and owns an off- site solar electricity-generating site. In exchange for contracting to purchase a percentage of the solar power produced, the LHA receives a credit on its utility electric bill for each KWH purchased or in some cases receives a direct cash payment from their utility company. Please ensure that the amount charged to this account is the total cost of electricity BEFORE any reductions due to the receipt of net meter credits.

4330: Gas: This account should be charged with the cost of gas (natural, artificial, or liquefied) purchased for all purposes.

4340: Fuel: This account should be charged with the cost of coal, fuel oil, steam purchased, and any other fuels (except electricity and gas) used in connection with Local Housing Authority operation of plants for the heating of space or water supplied to tenants as a part of rent.

4360: Energy Conservation: This account is to be charged with costs incurred for energy conservation measures.

4390: Other Utilities: This account should be charged with the cost of utilities which are not provided for in accounts 4310 through 4360.

4391: Solar Operator Costs: Many LHAs have entered into Net Meter Credit Power Purchase Agreements (PPA's). In these deals, an LHA executes a contract with a solar power developer who constructs and owns an off-site solar electricity-generating site. The LHA makes regular (usually monthly) payments to the developer for its contracted share of the solar electricity produced by the site. Those payments should be entered in this account.

4392: Net Meter Utility Credit (Negative Amount): As noted in account #4391 above, many LHAs have executed Net Meter Credit Power Purchase Agreements (PPA's). In exchange for contracting to purchase a percentage of the solar power produced, the LHA receives a credit on its utility electric bill for each KWH purchased from the developer, which reduces the balance on its electric bill, or, in some cases, the credits are paid in cash to the LHA by the utility company. The total gross amount of the net meter credits that appear on the LHA's utility bills should be carried in this account and entered as a negative number. In cases where credits are paid in cash to the Host LHA, the net balance after paying out the amounts due the participating housing authorities, should also be carried in this account and entered as a negative number.

4410: Maintenance Labor: This account should be charged with the gross salaries and wages, or applicable portions thereof, for LHA personnel engaged in the routine maintenance of the project.

4420: Materials & Supplies: This account should be charged with the cost of materials, supplies, and expendable equipment used in connection with the routine maintenance of the project. This includes the operation and maintenance of automotive and other movable equipment, and the cost of materials, supplies, and expendable equipment used in connection with operating services such as janitorial services, elevator services, extermination of rodents and household pests, and rubbish and garbage collection.

4430: Contract Costs: This account should be charged with contract costs (i.e. the cost of services for labor, materials, and supplies furnished by a firm or by persons other than Local Authority employees) incurred in connection with the routine maintenance of the project, including the maintenance of automotive and other movable equipment. This account should also be charged with contract costs incurred in connection with such operating services as janitorial services, fire alarm and elevator service, extermination of rodents and household pests, rubbish and garbage collection, snow removal, landscape services, oil burner maintenance, etc.

4510: Insurance: Includes the total amount of premiums charged all forms of insurance. Fire and extended coverage, crime, and general liability are handled by DHCD on a statewide basis. All other necessary insurance policies include: Workers' Compensation, boiler, vehicle liability and owner, etc.

4520: Payments in Lieu of Taxes:

This account should be charged with all payments in lieu of taxes accruing to a municipality or other local taxing body.

4540: Employee Benefits: This account should be charged with local housing authority contributions to employee benefit plans such as pension, retirement, and health and welfare plans. It should also be charged with administrative expenses paid to the State or other public agencies in connection with a retirement plan, if such payment is required by State Law, and with Trustee's fees paid in connection with a private retirement plan, if such payment is required under the retirement plan contract.

Employee benefits are based upon a given percentage of the total payroll; therefore, the total amount approved in this account will be based on the approved budgeted salaries representing the state's fair share.

4541: Employee Benefits - GASB 45: This line covers "Other Post-Employment Benefits" (OPEB). Of the total benefits offered by employers to attract and retain qualified employees, some benefits, including salaries and active-employee healthcare are taken while the employees are in active service, whereas other benefits, including post-employment healthcare and other OPEB are taken after the employees' services have ended. Nevertheless, both types of benefits constitute compensation for employee services. In accordance with required accounting practices, this amount is not projected in the budget (and is therefore blank) but the estimated future costs of this item is carried in the operating statement.

4542: Pension Expense – GASB 68: The primary objective of GASB 68 Statement is to improve accounting and financial reporting for pension costs. It also improves information provided by state and local governmental employers about financial support for pensions that is provided by other entities. As with account 4541 above, in accordance with required accounting practices, this amount is not projected in the budget (and is therefore blank) but the estimated future costs of this item is carried in the operating statement.

4570: Collection Loss: The balance in this account represents the estimated expense to cover unexpected losses for tenant rents. Note: Do not include losses from fraud/retroactive balances here. Report them in Account 4571 – Collection Loss – Fraud/Retroactive.

4571: Collection Loss – Fraud/Retroactive: The balance in this account represents the estimated expense to cover unexpected losses for tenant rents due to unreported income, i.e. fraud/retroactive balances.

4580: Interest Expense: The debit balance in this account represents the interest expense paid and accrued on loans and notes payable. This debt can be from operating borrowings or capital borrowings.

4590: Other General Expense: This account represents the cost of all items of general expenses for which no specific account is prescribed in the general group of accounts.

4610: Extraordinary Maintenance – Non-Capitalized: This account should be debited with all *costs* (labor, materials and supplies, expendable equipment (such as many tools or routine repair parts), and contract work) of repairs, replacements (but not replacements of non-expendable equipment), and rehabilitation of such a substantial nature that the work is clearly not a part of the routine maintenance and operating program. The items charged to this account should not increase the useful life or value of the asset being repaired. These items are not capitalized and are not added as an increase to fixed assets at the time of completion. Nor are these items depreciated. An example of this would be scheduled repainting of apartments.

4611: Equipment Purchases – Non-Capitalized: This account should be debited with the costs of equipment that does not meet the LHA's criteria for capitalization. Because these items are being expended when paid, they should not be categorized as a fixed asset and therefore will not be depreciated. These items include stoves, refrigerators, small tools, most computers and software, etc.

The budget is a planning tool and as our portfolio ages it is essential that LHAs evaluate their properties annually and plan for extraordinary maintenance. To that end DHCD very strongly recommends that for all 400-1 operating budgets, depending on the age of the portfolio and condition, LHAs spend between \$100 and \$500 a year per unit in Extraordinary Maintenance, Equipment Purchases, Replacement of Equipment, and Betterments & Additions to ensure that the aging public housing stock is preserved.

4715: Housing Assistance Payments: This account should be debited with all housing assistance payments paid to landlords for the MRVP program on a monthly basis.

4801: Depreciation Expense: This account should be debited with annual fixed asset depreciation expenses as determined by the LHA's capitalization policy.

7520: Replacement of Equipment – Capitalized: This account should be debited with the acquisition cost (only the net cash amount) of non-expendable equipment purchased as a replacement of equipment of substantially the same kind. These items, such as vehicles, computers, or furniture, meet the LHA's criteria for capitalization and will also be added to fixed assets and therefore depreciated over the useful life.

7540: Betterments & Additions – Capitalized: This account should be debited with the acquisition cost (only the net cash amount) of non-expendable equipment and major non-routine repairs that are classified as a betterment or addition. These items meet the LHA's criteria for capitalization and will also be added to fixed assets and therefore depreciated over the useful life of the asset. Examples are: major roof replacement, structural repairs such as siding, or major paving work.

In accordance with GAAP accounting, inventory purchases (Replacement of Equipment and Betterments & Additions) are distinguished between capitalized and non-capitalized items. Any inventory or equipment purchase greater than \$5,000 is required by DHCD to be capitalized, inventoried and depreciated. Any inventory or equipment purchase costing \$1,000 to \$4,999 should be inventoried by LHA staff for control

purposes only but is not subject to capitalization or depreciation, it is, however, required to be expensed when the items are paid for. An LHA's inventory listing should include both capitalized and non-capitalized items of \$1,000 and more, as well as all refrigerators and stoves of any value. All items that appear on the inventory listing should be tagged with a unique identification number, and all refrigerators and stoves (regardless of value) should be tagged. LHAs may adopt a capitalization policy that capitalizes inventory purchases at a lesser amount than the \$5,000 requirement (i.e. \$1,000 - \$4,999); however, no capitalization policy can have an amount higher than \$5,000. Any inventory or equipment purchases costing \$0 to \$999 are to be expensed when paid for.

Narrative Responses to the Performance Management Review (PMR) Findings

The Performance Management Review conducted by the Department of Housing and Community Development (DHCD) for the 2019 LHA fiscal year resulted in the following ratings. Criteria which received a 'Corrective Action' rating show both a reason for the rating and a response by the LHA. The reason indicates Medford Housing Authority's understanding of why they received the rating, while the responses describe their goals and the means by which they will meet or improve upon the performance-based assessment standards established by DHCD in the PMR. When the PMR rating is 'Operational Guidance', the LHA may have responded, but was not required to.

Category: Management

Criterion: Occupancy Rate - the percentage of units that are occupied on monthly report.

Rating: No Findings

Criterion: Tenant Accounts Receivable (TAR) - the percentage of uncollected rent and related charges owed by tenants to the local housing authority (LHA), out of the total amount of rent and related costs charged to tenants.

Rating: No Findings

Criterion: Certifications and Reporting Submissions - timely submission of statements and certifications

Rating: No Findings

Criterion: Completion of mandatory online board member training

Rating: No Findings

Category: Financial

Criterion: Adjusted Net Income - a measure of overspending or underspending.

Rating: Operational Guidance

Reason: The MHA received this Operating Guidance because we exceeded the MHA's Operating Budget by \$37,926.00. This was primarily due to unforeseen maintenance at our Walking Court Development for the year ended 09/30/19.

Response: The MHA reviews budget to actual figures on a monthly basis. Currently, for the six month period ended 03/31/2020, we have a favorable variance of \$5,344.00.

Criterion: Current Operating Reserve as a percentage of total maximum reserve level.

Rating: Operational Guidance

Reason: The MHA received this Operating Guidance initially because DHCD has failed to approve the MHA's FY 2018 Operating Budget; thereby, not granting up the Reserve Augmentation of \$94,928.00 due MHA as of 09/30/18.

Response: The MHA revised its FY 2018 Operating Statements reflecting the earned Reserve Augmentation before our field audit; thus increasing the MHA's Operating Reserve percentage from 23.27% to 41.80%. DHCD's benchmark is 35% or greater. Currently the MHA's Operating Reserves are at 62.19 for the six month period ended March 31, 2020.

Category: Capital Planning

Criterion: Capital Improvement Plan (CIP) submitted on time.

Rating: No findings

Criterion: Timely spending of capital funds awarded under the Formula Funding program

Rating: Operational Guidance

Reason: The Medford Housing Authority (MHA) received this rating because we had only dispersed between 50% and 80% of our capital funding during the three (3) year period FY 2017 - FY 2019.

Response: The MHA has been making efforts to get our FISH Projects designed reviewed and out to bid. Our largest capital project DISH 176078 has been in design since July 2019 and it has been extremely difficult to get approvals from DHCD to get this job out to bid. We have been waiting months for approval to bid and are eager to get this one project on the street. We believe the new CapHUB System has also contributed to some of the delays as it is a new tool for all involved. The MHA will continue to expedite design, bidding and construction activities to move projects along.

Category: Facility Management - Health & Safety

Criterion: Health and Safety Violations

DHCD has observed conditions at the LHA's developments and reported the following health and safety violations. The LHA has certified the number of corrected violations in each category.

	Number of violations cited	Number of violations corrected
Maintenance related violations	0	0
Tenant related violations	0	0

Category: Facility Management - Inspections

Criterion: LHA Conducted 100% of the Unit Inspections.

Rating: No Findings

Criterion: Inspection reports noted 100% of the necessary repairs in each unit.

Rating: No Findings

Criterion: 100% of inspection-related work orders were generated.

Rating: No Findings

Criterion: Work order system identifies, tracks, and can produce reports for inspection work orders.

Rating: No Findings

Criterion: Inspection work orders were completed within 30 calendar days from the date of inspection, OR if cannot be completed with 30 calendar days, are added to the Deferred Maintenance Plan or included in the Capital Improvement Plan in the case of qualifying capital repairs (unless health/safety issue).

Rating: No Findings

Category: Facility Management - Work Order System

Criterion: Emergency work orders defined per Property Management Guide, identified, tracked, reportable.

Rating: No Findings

Criterion: Emergency work orders initiated within 24-48 hours.

Rating: No Findings

Criterion: Vacancy work orders identified, tracked and reportable.

Rating: No Findings

Criterion: Vacancy work orders were completed within 30 calendar days or if not completed within that timeframe, LHA has a waiver.

Rating: No Findings

Criterion: Comprehensive Preventive Maintenance Program exists & preventive work orders identified, tracked, and reportable.

Rating: No Findings

Criterion: Routine work orders should be identified, tracked, reportable and competed regularly.

Rating: No Findings

Criterion: Requested work orders identified, tracked and reportable.

Rating: No Findings

Criterion: Requested work orders were completed in 14 calendar days from the date of tenant request or it not ocmpleted within that timeframe (and not a health or safety issue), the task was added and completed in a timely manner as a part of the Deferred Maintenance Plan and/or CIP.

Rating: No Findings

Category: Facility Management - Emergency Response System:

Criterion: Housing authorities has 24 Hour Emergency Response System, Distributed Emergency Definition to Residents, Staff, and Answering Service (if applicable).

Rating: No Findings

Explanation of PMR Criteria Ratings

CRITERION	DESCRIPTION
Management	
Occupancy Rate	<p>The rating is calculated using the following formula: (Total Number of Occupied units on Monthly Report divided by (Total Number of Units Minus Units that Received a Waiver Minus Number of Units Vacant less than 30 days on Monthly Report)</p> <ul style="list-style-type: none"> • “No Findings” : Occupancy Rate is at or above 98% • Operational Guidance: Occupancy rate is at 95% up to 97.9% • Corrective Action: Adjusted occupancy rate is less than 95%
Tenant Accounts Receivable (TAR)	<p>This criterion calculates the percentage of uncollected rent and related charges owed by starting with the amount reported by the LHA, as uncollected balances for the TAR (Account 1122 from the Balance Sheet) minus Normal Repayment Agreements* divided by Shelter (Tenant) Rent (account 3110 from the Operating Statement)</p> <ul style="list-style-type: none"> • “No Findings” : At or below 2% • “Operational Guidance” : More than 2% , but less than 5% • “Corrective Action” : 5% or more
Certifications and Reporting Submissions	<p>Housing authorities are required to submit 4 quarterly vacancy certifications by end of the month following quarter end; 4 quarterly operating statements and 4 Tenant Accounts Receivable (TAR) reports within 60 days of quarter end.</p> <ul style="list-style-type: none"> • “No Findings” : At least 11 of the required 12 reports were submitted and at least 9 were submitted on time. • “Operational Guidance” : Less than 11 of the required 12 reports were submitted and/or less than 9 were submitted on time.
Board Member Training	<p>Percentage of board members that have completed the mandatory online board member training.</p> <ul style="list-style-type: none"> • “No Findings” : 80% or more completed training • “Operational Guidance” : 60-79.9% completed training • “Corrective Action” : <60 % completed training

CRITERION	DESCRIPTION
Financial	
Adjusted Net Income	<p>The Adjusted Net Income criterion calculation starts with an LHA's Net Income and subtracts Depreciation, GASB 45 (Retirement Costs), GASB 68 (Retirement Costs), Extraordinary Maintenance (maintenance expense outside of routine/ordinary expenses), and Equipment Purchases – Non Capitalized. This Adjusted Net Income amount is then divided by the Total Expenses of the LHA. If this Adjusted Net Income amount is positive, it means underspending and if it is negative it means overspending.</p> <p>Underspending Rating:</p> <ul style="list-style-type: none"> • “No Findings” : 0 to 9.9% • “Operational Guidance”: 10 to 14.9% • “Corrective Action”: 15% or higher <p>Overspending Rating:</p> <ul style="list-style-type: none"> • “No Findings” : 0 to -4.9% • “Operational Guidance”: -5% to -9.9% • “Corrective Action”: -10% or below
Operating Reserves	<p>Current Operating Reserve as a percentage of total maximum reserve level. Appropriate reserve level is buffer against any unforeseen events or expenditures.</p> <ul style="list-style-type: none"> • “No Findings” :35%+ of maximum operating reserve • “Operational Guidance”: 20% to 34.9% of maximum operating reserve • “Corrective Action”: <20% of maximum operating reserve
Capital Planning	
Capital Improvement Plan (CIP) Submitted	<p>Housing authorities are required to submit a five-year capital plan every year.</p> <ul style="list-style-type: none"> • “No Findings” =Submitted on time • “Operational Guidance” =Up to 45 days late • “Corrective Action” =More than 45 days late
Capital Spending	<p>Under the Formula Funding Program (FF), authorities receive undesignated funds to spend on projects in their Capital Improvement Plan. They are rated on the percentage of available funds they have spent over a three-year period</p> <ul style="list-style-type: none"> • “No Findings” = at least 80% • “Operational Guidance” = At least 50% • “Corrective Action” = Less than 50%

CRITERION	DESCRIPTION
Health & Safety	
Health & safety violations	DHCD has observed conditions at the LHA's developments and reported health and safety violations. The LHA has certified the number of corrected violations in each category.
Facility Management - Inspections	
Unit Inspections Conducted	<p>Housing authorities are required to conduct inspections of all their occupied units at least once a year</p> <ul style="list-style-type: none"> • "No Findings": 100 % of sampled units had inspections conducted once during the year • "Corrective Action": Fewer than 100% of sample units were inspected during the year
Inspections Report	<p>Housing authorities are required to note all of the deficiencies found during inspections</p> <ul style="list-style-type: none"> • "No Findings": 100 % of deficiencies are noted on inspection report • "Corrective Action": Fewer than 100% of deficiencies are noted in inspection report
Inspection Work Order	<p>Housing authorities are required to generate work orders for all deficiencies noted during inspections</p> <ul style="list-style-type: none"> • "No Findings": 100 % of deficiencies noted on inspection reports generated work orders • "Corrective Action": Fewer than 100% of deficiencies noted on inspection reports generated work orders
Work Order System	<p>Work order system identifies, tracks, and can produce reports for inspection work orders.</p> <ul style="list-style-type: none"> • "No Findings": Inspection work orders are identified, tracked, and reportable • "Operational Guidance": Inspection work orders are not identified, and/or tracked, and/or reportable
Inspections Work Orders Completed	<p>Inspection work orders were completed within 30 calendar days from the date of inspection, OR if cannot be completed within 30 calendar days, are added to the Deferred Maintenance Plan or included in the Capital Improvement Plan in the case of qualifying capital repairs (unless health/safety issue).</p> <ul style="list-style-type: none"> • "No Findings": Sampled inspection work orders were completed within 30 days of inspection date or added to deferred maintenance plan and/or CIP • "Operational Guidance": Sampled inspection work orders were completed within 31 to 45 calendar days of inspection date and not added to deferred maintenance plan or CIP • "Corrective Action": Sampled inspection work orders were completed in over 45 calendar days of inspection date

CRITERION	DESCRIPTION
Facility Management – Work Order System	
Emergency Work Orders Properly Defined	<p>Emergency work orders should be defined per <u>Property Management Guide</u>, identified, tracked, reportable.</p> <ul style="list-style-type: none"> • “No Findings”: Emergency work orders defined per <u>Property Management Guide</u>, identified, tracked, reportable • “Operational Guidance”: Emergency work orders are not defined per <u>Property Management Guide</u>, and/or identified, and/or tracked, and/or reportable
Emergency Work Orders Initiation	<p>Emergency work orders should be initiated within 24 to 48 hours.</p> <ul style="list-style-type: none"> • “No Findings”: Emergency work orders initiated within 24-48 hours • “Corrective Action”: Emergency work orders not initiated within 24-48 hours
Vacancy Work Orders	<p>Vacancy work orders should be identified, tracked and reportable.</p> <ul style="list-style-type: none"> • “No Findings”: Vacancy work orders identified, tracked AND reportable • “Corrective Action”: Vacancy work orders are not identified, and/or tracked, and/or reportable
Vacancy Work Orders Completed	<p>Vacancy work orders should be completed within 30 calendar days or if not completed within that timeframe, LHA has a waiver.</p> <ul style="list-style-type: none"> • “No Findings”: Vacancy work orders are completed within 30 calendar days or if not completed within timeframe, LHA has a waiver • “Operational Guidance”: Vacancy work orders completed within 31-60 calendar days • “Corrective Action”: Vacancy work orders completed 61+ calendar days
Preventive Maintenance Program	<p>Housing authorities are required to maintain a comprehensive preventive maintenance program in which preventive work orders are identified, tracked, and reportable.</p> <ul style="list-style-type: none"> • “No Findings”: A comprehensive preventive maintenance program exists and work orders are identified, tracked and reportable • “Corrective Action”: A comprehensive preventive maintenance program does not exist OR work orders are not identified and/or tracked and/or reportable
Routine Work Orders	<p>Routine work orders should be identified, tracked, reportable and completed regularly.</p> <ul style="list-style-type: none"> • “No Findings”: Routine work orders identified, tracked, reportable and completed regularly • “Operational Guidance”: Routine work orders are not identified, and/or tracked and/or reportable, and/or completed regularly

CRITERION	DESCRIPTION
Requested Work Orders	<p>Requested work orders should be identified, tracked and reportable.</p> <ul style="list-style-type: none"> • “No Findings”: Requested work orders identified, tracked, reportable and completed regularly • “Operational Guidance”: Requested work orders are not identified and/or tracked and/or reportable, and or completed regularly
Requested Work Orders Completion	<p>Requested work orders should be completed in 14 calendar days from the date of tenant request or if not completed within that timeframe (and not a health or safety issue), the task should be added and completed in a timely manner as a part of the Deferred Maintenance Plan and/or CIP.</p> <ul style="list-style-type: none"> • “No Findings”: Requested work orders are completed within 14 calendar days of tenant request OR added to deferred maintenance plan and/or CIP • “Operational Guidance”: Requested work orders are completed within 15-30 calendar days from the date of tenant request • “Corrective Action”: Requested work orders are completed in over 30 calendar days from the date of tenant request OR not completed
Emergency Response System	<p>Housing authorities should have a 24 Hour Emergency Response System and distribute Emergency Definition to Residents, Staff, and Answering Service (if applicable).</p> <ul style="list-style-type: none"> • “No Findings”: A 24-hour system for responding to emergencies exists AND definitions of emergencies have been distributed to staff, residents and answering service, if applicable • “Operational Guidance”: System exists, but no definition has been distributed • “Corrective Action”: Neither a system nor distributed definitions exist

Policies

The following policies are currently in force at the Medford Housing Authority:

Policy	Last Ratified by Board Vote	Notes
*Rent Collection Policy	06/10/2020	
*Personnel Policy	11/26/2013	
*Capitalization Policy	06/10/2020	
*Procurement Policy	05/18/2018	
*Grievance Policy	05/21/2020	

* Starred policies are required by DHCD. Policies without a "Latest Revision" date are not yet in force.

The list of policies has been provided by the LHA and has not been verified by DHCD.

Waivers

Medford Housing Authority has received the following waivers from DHCD's regulations. This list does not include vacancy waivers, pet waivers, or any waivers that would release personally identifiable tenant or applicant data.

Description	Reason	Date Waiver Approved by DHCD	Date Expired
Waiver to leave RCAT	MHA Modernization Department manages all property improvements and upgrades for 7 federal developments, 1 state development and 1 689 Program development.	05/16/2019	06/30/2022

The list of waivers has been provided by the LHA and has not been verified by DHCD.

Attachments

The following items have been uploaded as attachments to this Annual Plan.

Due to the COVID-19 emergency, on-site Performance Management Review (PMR) assessments by the Facilities Management Specialists were cancelled for the December fiscal year end housing authorities. Therefore, the Facility Management categories have been omitted from the PMR document.

- LTO and Public Comments
- Tenant Satisfaction Survey 667 Program
- Performance Management Review

Explanation of Attachments

The attached Tenant Satisfaction Survey will show the results of a survey conducted by the Commonwealth of Massachusetts Department of Housing and Urban Development. Medford Housing Authority residents of state public housing provided opinions as requested with this survey.

Medford Housing Authority
Annual Plan for Fiscal Year 2021
Public Comments

The Medford Housing Authority (MHA) conducted a Public Hearing on July 15, 2020 at 6:00 p.m. to accept comments on its FY 2021 Annual Plan.

Prior to the Public Hearing a notice of the availability of the plan for view and comment with the date time and instructions for participation in the meeting was publicized as follows:

- **Commonwealth of Massachusetts Department of Housing and Community Development (DHCD) requirement for publicizing the Plan:**

The Annual Plan including instructions for submitting comments was posted on the MHA/DHCD Websites on May 28, 2020.

Also, on May 28th, the MHA posted a notice on the City of Medford Website, at the Medford Police Department and in the Medford Transcript advertising the date of the public hearing and the availability of the plan for view and comments.

- **Review plan with local Tenant's Organization.**

There is no active tenant's organization at the Walking Court development however, a notice of the availability of the plan for view and comment, and date/time of the Public was posted in both English and Haitian Creole in the 18 door entrances at the MHA State Elderly Development, Walkling Court. An MHA staff contact name, phone number was listed on the notice for direct contact to encourage residents without access to the internet to participate in the plan process.

- **Review plan with Resident Advisory Board (RAB).**

Two letters dated June 1, 2020 and June 29, 2020 were sent to all Resident Advisory Board members informing them of the availability of the plan through the MHA/DHCD websites for review, discussion, and comments. An MHA staff contact name, phone number is listed on the notice for direct contact.

The MHA received no comments from residents, members of the RAB or the public prior to and throughout the Public Hearing held on July 15, 2020.

After posting the draft plan on the MHA/DHCD websites on May 28, 2020, an Annual Meeting of the Members of the Medford Housing Authority was held in June when the Board of Commissioners elected members to the following positions:

Georgiana Chevry, Chair
Lossa Janvier, Vice-Chair
Michael Louis, Treasurer
Michael Luongo, Assistant Treasurer
William Young, Member

This change of roles for the Board of Commissioners was announced to all present at the Public Hearing.

MEDFORD HOUSING AUTHORITY

Chapter 667 Housing Summary 2016 - 2018

DHCD is working with the Center for Survey Research at the University of Massachusetts Boston to survey residents in the housing units it oversees.

Fall 2016:

- Surveys were sent to 9624 housing units (Chapter 667). 5511 surveys were filled out and returned.

Fall 2017:

- Surveys were sent to 6024 housing units (Chapter 667). 3391 surveys were filled out and returned.

Fall 2018:

- Surveys were sent to 13,304 housing units (Chapter 667). 6717 surveys were filled out and returned.
- In the **Medford Housing Authority**, surveys were sent to a total of **144** housing units (Chapter 667); **44** surveys were completed.

This report provides some information about how the residents from the **Medford Housing Authority** who answered the survey responded. It compares their answers to those from residents in the entire state and to those from small LHAs in Greater Boston. These small LHAs in the Greater Boston area include: Abington, Ashland, Avon, Bellingham, Blackstone, Braintree, Cohasset, Hingham, Holbrook, Holliston, Hopedale, Hull, Malden, Medfield, Medford, Medway, Mendon, Millis, Milton, Needham, Newton, Norwell, Rockland, Scituate, Sharon, Walpole, and Winchester.

Communication

Residents in Ch. 667 housing were asked about how they interacted with the Medford Housing Authority in the last 12 months. The table below shows what percentage of residents said they did each of the following:

	Medford Housing Authority	Small LHAs in Greater Boston*	Entire State
Contacted management about a problem or concern.....	82%	74%	78%
Felt they were usually or always treated with courtesy and respect when they contacted management.....	97%	88%	87%
Saw the Capital Improvement Plan.....	55%	33%	30%
Saw the Operating Budget.....	32%	15%	17%
Knew the Executive Director held a meeting with residents...	79%	57%	53%

* Small LHAs in the Greater Boston area include: Abington, Ashland, Avon, Bellingham, Blackstone, Braintree, Cohasset, Hingham, Holbrook, Holliston, Hopedale, Hull, Malden, Medfield, Medford, Medway, Mendon, Millis, Milton, Needham, Newton, Norwell, Rockland, Scituate, Sharon, Walpole, and Winchester.

Services and Programs

57% of the Medford Housing Authority residents in Ch. 667 who responded to the survey said they would be interested in services and programs. Here are the services and programs residents said they would be most interested in participating in:

	Medford Housing Authority	Small LHAs in Greater Boston	Entire State
Job training programs.....	14%	6%	6%
Money management programs (<i>budgeting, taxes, income building</i>).....	11%	9%	10%
Children’s programs (<i>tutoring, childcare, afterschool programs</i>).....	2%	1%	2%
Health and Medical Services (<i>visiting nurse, meal programs</i>).....	34%	34%	35%
Adult Education (<i>GED, ESL, educational counseling</i>)	29%	9%	10%

Maintenance and Repair

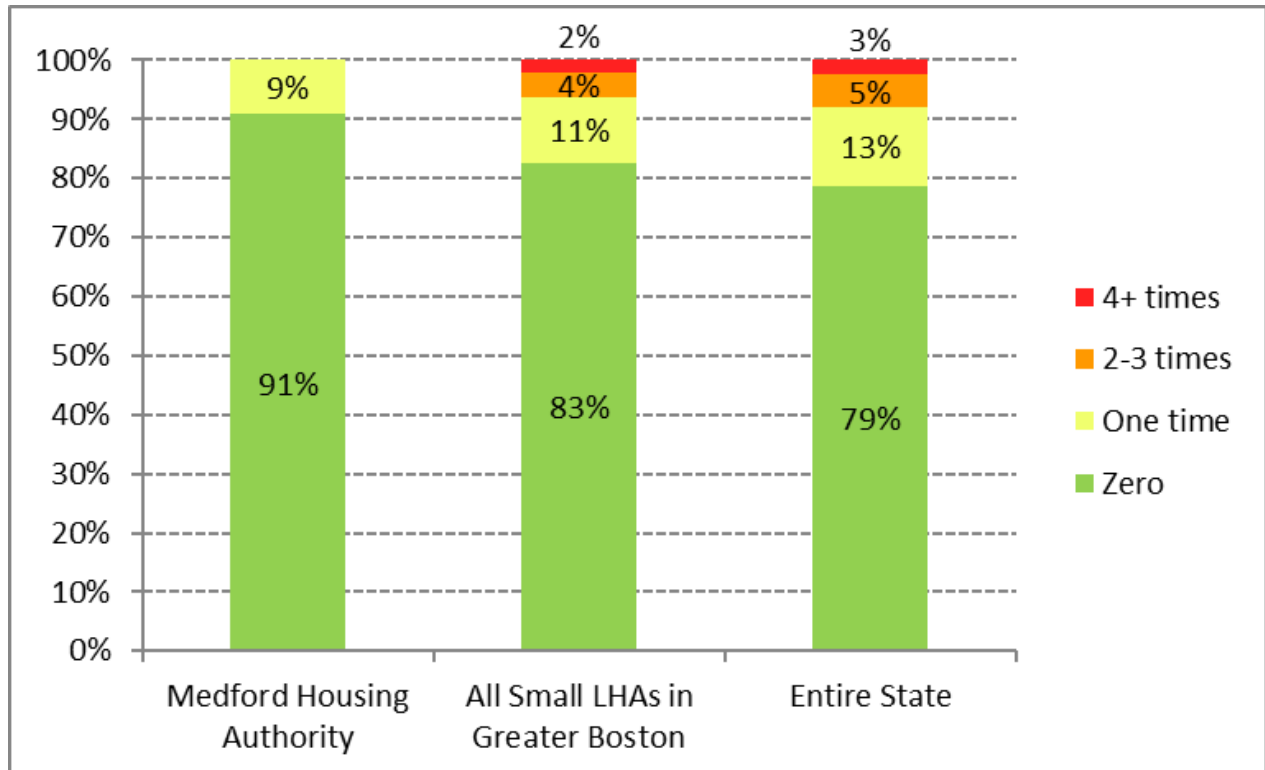
Who had problems? Less than one tenth of respondents had a problem with their heating and less than two fifths had a plumbing problem in the last 12 months.

	Medford Housing Authority	Small LHAs in Greater Boston	Entire State
Had a heating problem.....	9%	17%	21%
Had a problem with water or plumbing.....	39%	49%	49%

- Heating Problems

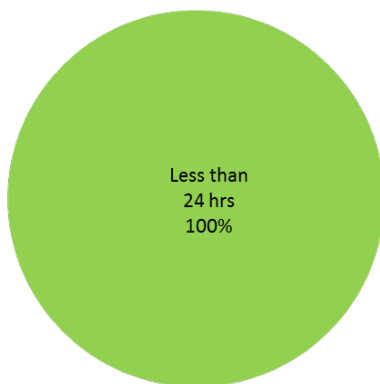
How many times did residents have heating problems?

The chart below shows how many times respondents had heat problems in the last 12 months. The green part of the bars shows what percentage of residents did not have the problem at all. The yellow shows who had the problem one time. The orange shows those who had the problem 2-3 times. And the red shows those who had the problem 4 or more times in the last 12 months.

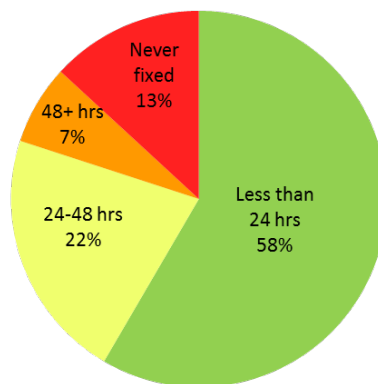


How long did it take to fix the heating problems? For those respondents who had problems, we asked how long it usually took for the problems to be fixed – less than 24 hours, 24 - 48 hours, more than 48 hours, or never fixed.

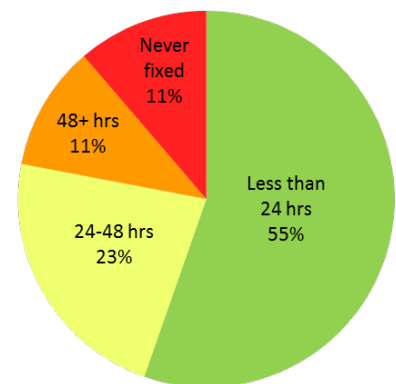
Medford Housing Authority



Small LHAs in Greater Boston



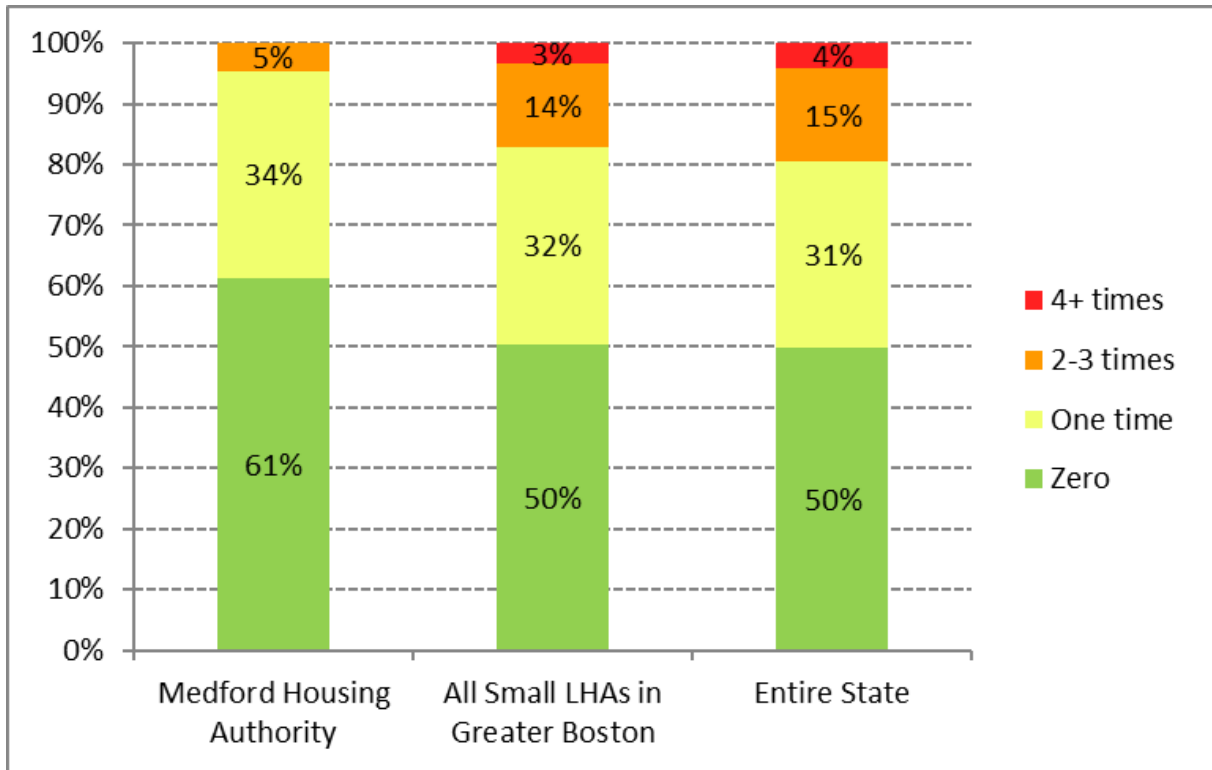
Entire State



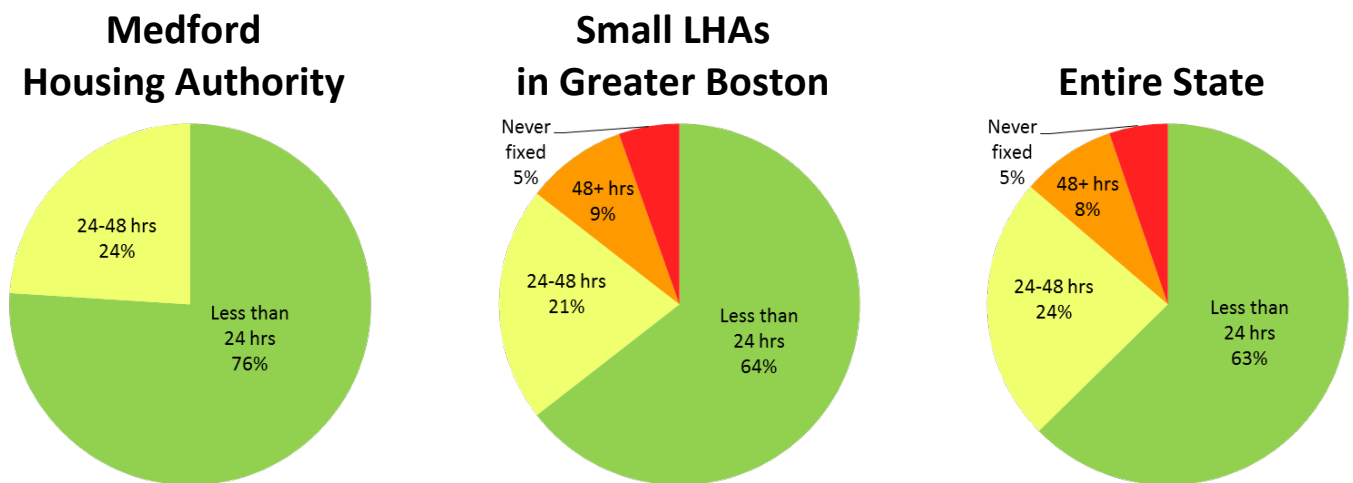
- **Water or Plumbing Problems**

How many times did residents have problems with their water or plumbing?

The chart below shows how many times respondents had water or plumbing problems in the last 12 months. The green part of the bars shows what percentage of residents did not have the problem at all. The yellow shows who had the problem one time. The orange shows those who had the problem 2-3 times. And the red shows those who had the problem 4 or more times in the last 12 months.

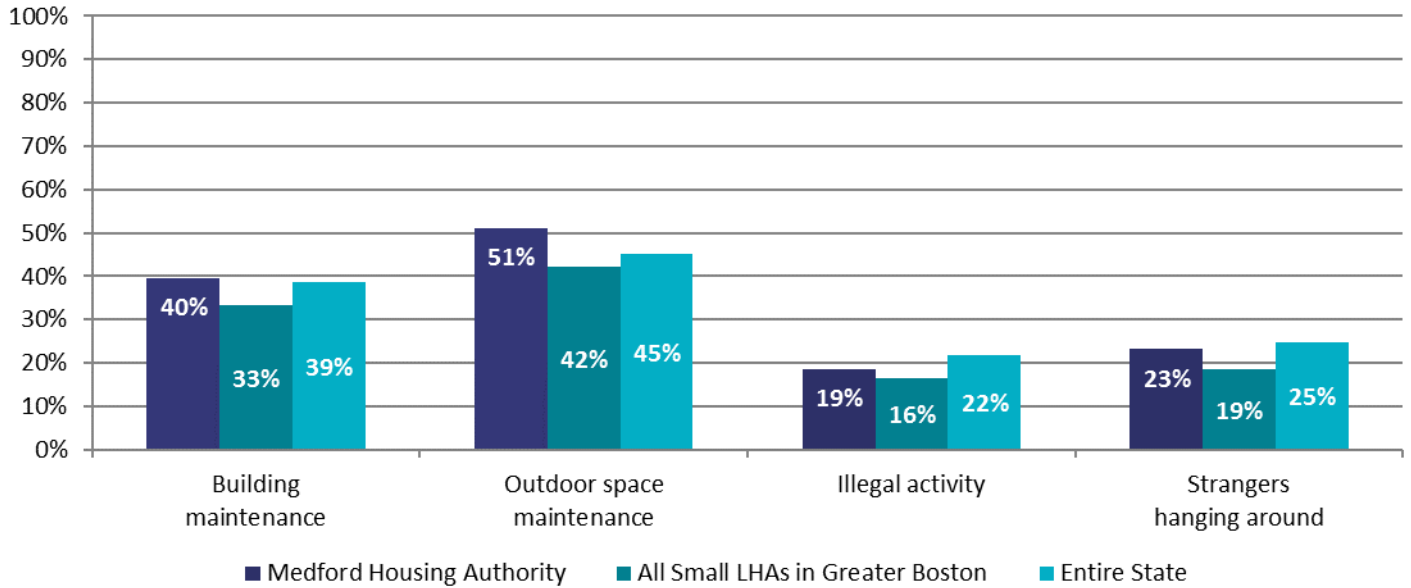


How long did it take to fix the water or plumbing problems? For those respondents who had problems, we asked how long it usually took for the problems to be fixed – less than 24 hours, 24 - 48 hours, more than 48 hours, or never fixed.



- What other problems did respondents have?** Respondents were asked how often they had problems with: building maintenance (*such as clean halls and stairways and having lights and elevators that work*), outdoor space maintenance (*such as litter removal and clear walk ways*), illegal activity in the development, and strangers hanging around who should not be there. The chart below shows what percentage of respondents said that they “always” or “sometimes” had this problem in the last 12 months.

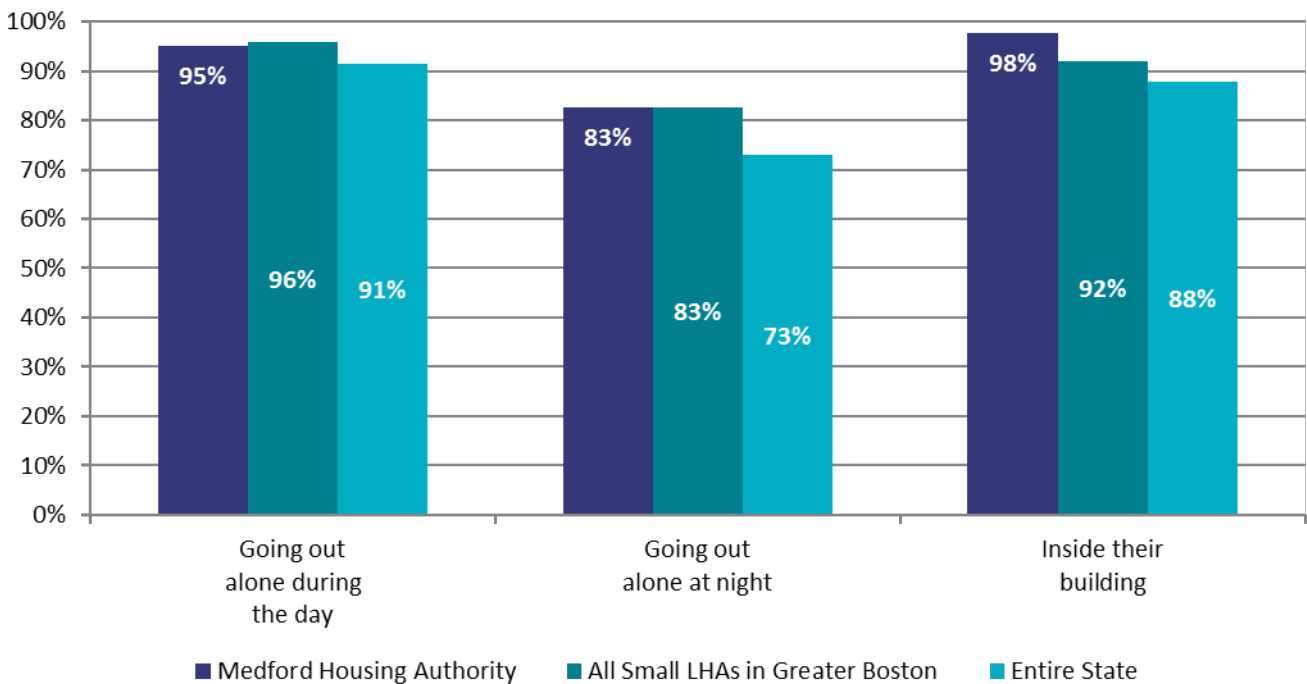
Respondents who “always” or “sometimes” had problems with....



Safety

Respondents were asked how safe they felt in their building and going outside alone. The chart below shows what percentage of people said they felt “very safe” or “mostly” safe.

Respondents who felt “very safe” or “mostly safe”



MEDFORD HOUSING AUTHORITY

Performance Management Review (PMR) Report

Fiscal Year End 9/30/2019

*For a detailed report of the Performance Management Review (PMR), please contact the Local Housing Authority

Performance Management Review

DEPARTMENT OF HOUSING AND COMMUNITY DEVELOPMENT (DHCD)

PMR Desk Audit Ratings Summary

For a detailed report of the Performance Management Review (PMR), please contact the Local Housing Authority

Housing Authority	Medford Housing Authority
Fiscal Year Ending	09/30/2019
Housing Management Specialist	Robert Pelletier
Facilities Management Specialist	Bob Arsenault

Criteria	Score/Rating			
	Management			
	c.667	c.705	c.200	Cumulative
Occupancy Rate	No Findings	Not Applicable	Not Applicable	No Findings
	c.667	c.705	c.200	Cumulative
Tenant Accounts Receivable (TAR)	No Findings	Not Applicable	Not Applicable	No Findings
Board Member Training	No Findings			
Certifications and Reporting Submissions	No Findings			
	Financial			
Adjusted Net Income	Operational Guidance			
Operating Reserves	Operational Guidance			

PMR Capital Benchmarks for LHA Fiscal Year 2019

DEPARTMENT OF HOUSING AND COMMUNITY DEVELOPMENT (DHCD) PMR Fiscal Year 2019	
For a detailed report of the Performance Management Review (PMR), please contact the Local Housing Authority	
Criteria	Score/Rating
	Capital
Capital Improvement Plan (CIP) Submitted	No Findings
Capital Spending	Operational Guidance

Occupancy

Rating All: No Findings
Rating 667: No Findings
Rating 200: Not Applicable
Rating 705: Not Applicable

- Enter vacancies into system at least monthly and ensure that there are no duplicates. Reach out to HMS if accidental duplicates occur.
- Use online vacancy system, see user guide if need help. All vacancies must be reported; and quarterly certifications must be completed certifying all data is in system. Request waivers when applicable.
- Follow tenant selection best practices to improve vacancy turnover (pulling lists in CHAMP as soon as vacancy occurs and previewing list to prescreen in advance of vacancies as needed).
- Include unit turnovers in capital improvement plan.
- Engage in a management agreement or contract with private firms to help with heavy unit turnover.
- Review turnovers with staff weekly or biweekly to monitor status of vacant units.
-
- Develop plan for updating units with long term occupancy to limit turn over time at vacancy; family units may need consistent attentions o when lease up, condition is not affecting vacancy turnover time.
- Ensure that yearly inspection findings are addressed and address tenant damage/lease violations.
- Other:**

Tenant Accounts Receivable (TAR)

Rating All: No Findings
Rating 667: No Findings
Rating 200: Not Applicable
Rating 705: Not Applicable

- Create or update rent collection policy and procedures and submit to DHCD for review, with supporting Board vote.
- Adhere to your rent collection policy and lease, i.e. sending notices, reminder letters, 14 day notice to quit, 30 day notice etc. Send notices to tenants early and frequently.
- Increase ways to accept rent payment, i.e. check scanners, lock boxes, electronic debit, autopay, etc.
- Report to credit bureau when resident has vacated unit with past due rent balance.
- Consider using small claims court (<https://www.mass.gov/info-details/massachusetts-law-about-small-claims>)
-
- Create written repayment agreements, either in house or court ordered, and ensure they are adhered to.
-
- Evaluate vacated balances to better understand what is collectible and what is unlikely to be collected. Don't allow tenant balances to build-up before doing lease enforcement. Review aged receivables report regularly.
-
- Set reasonable thresholds for commencing legal action.
- Ensure proper documentation of past due balances and collection efforts with tenants.
- Other:**

Certifications and Reporting Submissions

Rating: No Findings

- Submit all four quarterly vacancy certifications by the end of the month following the quarter end.
- Submit all four quarters of Tenants Accounts Receivables (TAR) application within 60 days of quarter end.
- Submit all four quarterly operating statements within 60 days of the quarter end.
- Schedule board meetings well in advance. Consider scheduling a backup date to ensure you are able to have your board vote/approval in time to meet reporting deadlines.
-
- Set a recurring appointment in your email calendar for help remembering reporting dates and deadlines.
- Other:**

Adjusted Net Income/Revenue

Rating: Operational Guidance

Revenue:

- Update and adhere to rent collection policy
- Update marketing plan
- Update internal policies related to vacant unit turnover
- Review rent roll to identify outstanding rents and/or patterns of rent delinquency.
- Review operating statements to identify trends in revenue collection such as LHA-wide or development-centered rent issues.
- Follow tenant selection best practices to improve vacancy turnover (pulling lists in CHAMP as soon as vacancy occurs and previewing list to prescreen in advance of vacancies as needed)
- Set up repayment agreements with tenants as soon as tenant becomes in arrears; do not let large balances accrue.
- Make it easier for tenants to pay rent. For example, consider online payments, lockboxes for night time drop-off or extended office hours
- Review budget reports with both fee accountant/financial staff and your board to stay on top of revenue trends.
- Ensure rent determinations are completed regularly and are in adherence with DHCD policy

Expense:

Salaries

- Monitor expenses throughout the year; over or underspending in certain budget lines, can be fixed by reducing or increasing other lines to ensure you stay within your ANUEL.
- Consider a reorganization of staff time/roles and improve processes.
- Hire temporary workers or offer overtime to current employees to pick up the workload of staff out on leave.
- Ensure your budget is in compliance with state and federal requirements regarding allocations.

Legal

- Review and if needed revise tenant selection process, rent collection process and notice to quit process to reduce evictions/legal costs.
- Start tracking or better estimate eviction costs based on historical averages throughout the year. If legal costs for evictions are running higher than expected, reduce other budget lines to ensure you stay within your ANUEL.
- If you qualify, use DHCD's regional attorney program.

Utilities

- Use online resources such as WegoWise, MassEnergyInsight or software provided by your utility company to track and monitor utility usage. Review the usage monthly to look for unusual expenditures.
- Weatherize units to improve insulation. Reach out to maintenance director or DHCD staff for more information.
- Request a referral from your HMS to DHCD's sustainability coordinator if you are interested in saving money through the installation of low-flow toilets, showerheads, LED lights or other cost-savings, energy-efficient measures. DHCD frequently has incentive programs that pay for the procurement and installation of energy and water saving appliances and tools at your LHA.
- Ensure that you have an air conditioner policy that precludes a/c being in windows out of season/enforce policy if already in place.

Maintenance

- Develop or update your preventive maintenance, deferred maintenance and routine maintenance plans and review monthly with maintenance staff.
- Develop or update your procurement and purchasing policies and review with staff.
- Develop a system to schedule and track preventive maintenance, reach out to your facilities management specialist for assistance.
- If contractor costs are high, see if your current maintenance team can complete the work or if it is possible to contract with a tradesman.
- Consider bulk purchasing for supplies and shop around for the best deals.
- Consider investing (through purchase or maintenance) in equipment that may reduce hours spent on maintenance (such as a snow blower to reduce time shoveling).

Other:

Operating Reserve

Rating: Operational Guidance

- Please refer to PHN 2018-04 and current budget guidelines for information on operating reserve
- An LHA may spend down to 35% of maximum reserve level without consulting DHCD, but the LHA must budget these expenses in the correct line items of their annual operating budget. If the expense occurred after DHCD approval of the annual operating budget, the LHA should submit a budget revision with these expenditures.
- Any expenditures from the operating reserve that will result in a projected operating reserve of less than 35% of maximum reserve level, requires *prior written approval* from DHCD, *unless the expenses are to resolve health and safety issues*.
- Each LHA must maintain a projected operating reserve of 20% of maximum reserve level, which *remains the minimum operating reserve level for all LHAs*.
- Other:**

Board Member Training

Rating: No Findings

- Ensure you update the board attendance application with the most recent board members, and their term dates.
- Ensure each board member has a unique email for the board member training.
- Provide computer guidance as needed to help board members complete the training.
- Other:**

**DEPARTMENT OF HOUSING AND COMMUNITY DEVELOPMENT (DHCD)
PMR Physical Condition Ratings**

Housing Authority	Medford Housing Authority
Fiscal Year Ending	9/30/2019
Housing Management Specialist	Robert Pelletier
Facilities Management Specialist	Bob Arsenault

Inspection and Work Order System Criteria	Rating
Inspections	
LHA conducted 100% of the unit inspections.	No Findings
Inspections report noted 100% of the necessary repairs in each unit.	No Findings
100% of inspection-related work orders were generated.	No Findings
Work order system identifies, tracks, and can produce reports for inspection work orders.	No Findings
Inspection work orders were completed within 30 calendar days from the date of inspection, OR if cannot be completed within 30 calendar days, are added to the Deferred Maintenance Plan or included in the Capital Improvement Plan in the case of qualifying capital repairs (unless health/safety issue).	No Findings
Work Order System	
Emergency work orders defined per PMG, identified, tracked, reportable.	No Findings
Emergency work orders initiated within 24 to 48 hours.	No Findings
Vacancy work orders identified, tracked and reportable.	No Findings
Vacancy work orders were completed within 30 calendar days or if not completed within that timeframe, LHA has a waiver.	No Findings
Comprehensive Preventive Maintenance Program exists & preventive work orders identified, tracked, and reportable.	No Findings
Routine work orders identified, tracked, reportable and completed regularly.	No Findings
Requested work orders are identified, tracked and reportable.	No Findings
Requested work orders were completed in 14 calendar days from the date of tenant request or if not completed within that timeframe (and not a health or safety issue), the task was added and completed in a timely manner as a part of the Deferred Maintenance Plan and/or CIP.	No Findings
LHAs have a 24 hour system for responding to emergencies and have distributed definition of emergency to residents, staff and answering service (if applicable).	No Findings

**DEPARTMENT OF HOUSING AND COMMUNITY DEVELOPMENT (DHCD)
PMR Physical Condition Report**

For a detailed report of the Performance Management Review (PMR), please contact the Local Housing Authority

Housing Authority	Medford Housing Authority
Fiscal Year Ending	9/30/2019
Housing Management Specialist	Robert Pelletier
Facilities Management Specialist	Bob Arsenault

Health and Safety Violations. Must be initiated within 24 to 48 hours. If the box below is not checked, you did not have any health and safety violations.

DHCD will provide a list of health and safety violations found. Inspection reports will be provided by your HMS. The health and safety items have an 'X' in the HS column of the inspection report. Actions to correct these violations must be initiated within 24 to 48 hours. When you have completed work orders for these items send documentation to dhcd-phinspectionviolations@massmail.state.ma.us. In the subject line please indicate the LHAName and the PMR Year. If health and safety violations are not resolved within 60 days, DHCD will follow-up with a second site visit.

Criteria A: LHA conducted 100% of the unit inspections - No Findings

- Look to a nearby LHA for help with inspections (formulate a management agreement)
- Attend a Regional DHCD-led Inspection Training (in person)
- Refer to Property Maintenance Guide - Chapter 3 on Inspections See Handout B
- Consider Organization of Staff (see Chapter 4 of PMG) See Handout B
- Develop/Improve internal organizational processes and procedures to ensure you are properly scheduling, tracking, and documenting inspections throughout the year.
- Consider software (web-based applications) or Excel/Access to help you conduct/track/document inspections See Handout H
- Schedule your inspections throughout the year (by development or by anniversary date), rather than once a year
- Hire a qualified contractor (contact the DHCD Compliance Specialist (#617-573-1100 or dhcd-publichousingprocurement@massmail.state.ma.us) for procurement information)

Additional Notes:

Criteria B: Inspection report noted 100% of the necessary repairs in each unit - No Findings

- Unable to make recommendations as did not notify tenants of possible inspections
- Attend a Regional DHCD-led Inspection Training (in person)
- Look into maintenance trainings offered by MAHAMS See Handout L
- Include tenant violations in inspection reports
- Review state sanitary code (https://www.mass.gov/files/documents/2016/07/pv/105cmr410_0.pdf)

Additional Notes:

Criteria C: 100% of inspection-related work orders were generated - No Findings

- Attend a Regional DHCD-led Inspection Training (in person)
- Refer to Property Maintenance Guide - Chapter 3 on Inspections See Handout B
- Ensure all tenant violations are included in the inspection report and that these violations are followed-up on by administrative staff with the tenant.
- Develop internal organizational processes and procedures to ensure you are properly generating and tracking inspection work orders throughout the year
- Improve internal organizational processes and procedures to ensure you are properly generating and tracking inspection work orders throughout the year
- Consider software (web-based applications) or Excel/Access to help you conduct/generate/track inspections See Handout H

Additional Notes:

Work Order System Identifies, Tracks, and Can Produce Reports for the Following

Criteria D: Inspection - No Findings

Criteria F: Emergency (defined per PMG) - No Findings

Criteria H: Vacancy - No Findings

Criteria K: Routine - No Findings

Criteria L: Requested - No Findings

- Consider software (web-based applications) or Excel/Access to help you generate/track/close out work orders See Handout H
- Refer to Property Maintenance Guide - Chapters 1 to 3 on Work Order Systems See Handout B
- Refer to PHN 2016-16 and 2016-36 and 2018-8 on Maintenance Aspects of Performance Management Review See Handout C+D
- Train staff on work order types and how to input them into your work order system/If you use web-based software, reach out to your vendor for training/training materials/changes to the software See Handout K + Software Handouts (M, N, or O) If Applicable
- LHA should align work order types, their priorities and a definition of what is considered an emergency with the Property Maintenance Guide (Pages I-5 to I-10) See Handout B + K
- Look to other LHAs with strong work order systems/processes and procedures around work orders and ask for their assistance
- Definition of Emergency Work Orders Should Be Conditions (no matter the time of day) which are immediately threatening to the life or safety of your residents, staff, or structures. LHA should create emergency list and distribute to staff and tenants. Produce emergency work orders for any work that is on list and initiate work within 24 to 48 hours. See Handout J
- LHA should establish a system of move out inspections for all vacant units. Produce work orders from those move out inspection reports, and list on work order time spent working on turnover, date turnover was started and date finished, list of work done, and material used.

Additional Notes:

Timely Completion of Work Order Types

Criteria E: Inspection - No Findings

Criteria G: Emergency - No Findings

Criteria I: Vacancy - No Findings

Criteria M: Requested - No Findings

- Consult DHCD's list of work order types, their priorities and a definition of what is considered an emergency See Handout J + K
- Refer to Property Maintenance Guide - Chapters 1 to 3 on Work Order Systems See Handout B
- Refer to PHNs 2016-16 and 2016-36 and 2018-8 on Maintenance Aspects of Performance Management Review See Handout C + D
- Vacancy turnovers should be completed within 30 calendar days or less. If cannot complete work within 30 days, LHA should contact Housing Management Specialist for a waiver. Use Online Vacancy System to Apply for Waivers (see PHN 2013 - 07) for Waiver Types (if waiver-eligible) See Handout G
- Consider Use of Capital Improvement Plan (CIP) for Capital Projects (see PHN 2012-22 for Capital vs. Operating funds; Contact Your Project Manager or RCAT for More Information) See Handout I
- Hire a qualified contractor (if plan to procure, contact DHCD Compliance Specialist (#617-573-1100 or dhcd-publichousingprocurement@massmail.state.ma.us) for procurement information
- Schedule your inspections throughout the year (by development or by anniversary date), rather than once a year
- Train staff on work order types and how to input them into your work order system/If you use web-based software, reach out to your vendor for training/training materials/changes to the software See Handout K + Software Handouts (M, N or O) If Applicable
- Consider software (web-based applications) or Excel/Access to help you generate/track/close out work orders See Handout H
- Consider Use of a Deferred Maintenance Plan/Operating Funds (Talk to Facilities Management Specialist and/or Housing Management Specialist)
- Look into Maintenance trainings offered by MAHAMS See Handout L
- Look into Dwelling Unit Inspection trainings offered by DHCD
- Look to other LHAs with strong work order systems/processes around work orders and ask for their assistance (possibly formulate a management agreement)
- Request Vacant Unit Funds (see PHN 2016-34 for more information) See Handout F
- Look for other external funding sources
- Build a broader vendor network (to ensure timely delivery of parts/materials)
- Consider Organization of Staff (see Chapter 4 of PMG) See Handout B

Additional Notes:

Emergency Work Order:

Vacancy Work Order:

Timeliness Requested Work Order:

Timeliness of Inspection Work Order:

Criteria J: Comprehensive Preventive Maintenance Program Exists + Preventive Work Orders Identified, Tracked, Reportable - *No Findings*

- ☐ Refer to the Property Maintenance Guide (Pages I-23 to I-32 and Pages 8-7 to 8-26) See Handout B
- ☐ Refer to Annual PHNs on this topic, latest of which was PHN 2016-18 "Preventive Maintenance Monthly Reminders" See Handout E
- ☐ Process to schedule, generate, prioritize, and track work orders as a part of the Preventive Maintenance Program (consider using software to automate processes where possible) See Handout H
- ☐ Designate one person with the responsibility of reviewing/updating the Preventive Maintenance Program on a regular basis, as well as in real-time as new equipment is purchased
- ☐ Create a Preventive Maintenance Program/Plan that helps in the upkeep of all buildings and equipment. Work orders should be created and closed for all items on Preventive Maintenance Plan; Consult the Property Maintenance Guide (Pages I-23 to I-32) and Public Housing Notices 2016 - 18 "Preventive Maintenance Reminders" for how to develop a Preventive Maintenance Program See Handout B
- ☐ Consider software (web-based applications) or Excel/Access to help you generate/track/close out work orders See Handout H
- ☐ Refer to Property Maintenance Guide - Chapters 1 to 3 on Work Order Systems See Handout B
- ☐ Refer to PHN 2016-16 and 2016-36 and 2018-8 on Maintenance Aspects of Performance Management Review See Handout C+D
- ☐ Train staff on work order types and how to input them into your work order system/If you use web-based software, reach out to your vendor for training/training materials/changes to the software See Handout K + Software Handouts (M, N, or O) If Applicable
- ☐ Look to other LHAs with strong work order systems/processes and procedures around work orders and ask for their assistance

Additional Notes:

Criteria N: 24 Emergency Response System, Distributed Emergency Definition to Residents, Staff, and Answering Service (if applicable) - *No Findings*

- ☐ Create an Emergency System that Is Available 24 Hours a Day (if plan to procure, contact DHCD Compliance Specialist (#617-573-1100 or dhcd-publichousingprocurement@massmail.state.ma.us))
- ☐ Refer to Property Maintenance Guide (Pages I-5 to I-10) on Emergencies and System Setup See Handout B
- ☐ LHA should create a list of emergency items and distribute to all staff, tenants and answering service if have one. Produce emergency work orders for any work that is on your emergency list and initiate work within 24 to 48 hours. See Handout J

Additional Notes: