

## Notice of Public Hearing

### The Warren Housing Authority invites all tenants and the general public to a review of the Authority's Proposed Annual Plan for Fiscal Year 2022

The Annual Plan is intended to provide insight into the Authority's operations and plans for the coming fiscal year as they affect the Authority's state-aided public housing. The Proposed Annual Plan is comprised of the following elements:

1. Proposed Capital Improvement Plan (5-year)
2. Proposed Maintenance and Repair Plan
3. Current Operating Budget
4. Responses to the Performance Management Review (PMR) findings
5. List of housing authority policies
6. List of waivers from governing regulations of the Department of Housing and Community Development (DHCD)
7. Other elements

Hearing time and date: **4:00 PM on 09/14/2021**

Hearing location: Warren Housing Authority  
95 Winthrop Terrace - Warren MA 01083  
See Special Instructions Below:

Residents and the general public are invited to review the Annual Plan before the hearing and may submit public comments as noted below. The Authority shall consider the concerns of any Local Tenants' Organization (LTO) or Resident Advisory Board (RAB) regarding needs and priorities and incorporate some or all of such needs and priorities in the draft plan if deemed by the Authority to be consistent with sound management. Substantive comments will be summarized and included in the Annual Plan when it is submitted to the Department of Housing and Community Development (DHCD).

- o Copies of the Annual Plan are available at the Authority's office or may be reviewed online at <https://tinyurl.com/LHA-MA-AnnualPlan>
- o Comments may be submitted orally at the hearing, by emailing the housing authority office, or by submitting written comments at the housing authority office. Comments must be received no later than the close of the public hearing.
- o For reasonable accommodation requests contact the housing authority office by 08/31/2021 at 3:30 PM.
- o Contact information for Warren Housing Authority:  
Office: P.O. Box 3021, Warren, MA 01083  
Phone: (413) 436-7184  
Email: warrenhousinga@yahoo.com

**Detailed Instructions for Remote Access**

Warren Housing Authority  
Annual Plan hearing - Board Meeting  
95 Winthrop Terrace - Warren MA 01083  
In Our Community Room  
September 14th, 2021 at 4 PM  
To View Our Annual Plan  
Please Click or Enter the Link below:  
<https://tinyurl.com/LHA-MA-AnnualPlan>

## Aviso de audiencia pública

### El/La Warren Housing Authority invita a todos los arrendatarios y al público en general a una revisión del Plan Anual Propuesto por la autoridad para el año fiscal 2022

El Plan anual tiene como objetivo dar a conocer las operaciones de la autoridad y sus planes para el año fiscal entrante en lo que respecta a sus iniciativas de vivienda pública con financiamiento estatal. El Plan anual propuesto comprende los siguientes elementos:

1. Plan de mejoras de capital propuesto (5 años)
2. Plan de mantenimiento y reparaciones propuesto
3. Presupuesto operativo actual
4. Respuestas a los hallazgos en la Revisión de gestión del desempeño (PMR)
5. Listado de las políticas de la autoridad de vivienda
6. Listado de las exenciones a las normas vigentes del Departamento de Vivienda y Desarrollo Comunitario (DHCD)
7. Otros elementos

Fecha y hora de la audiencia: **4:00 PM** del **09/14/2021**

Lugar de la audiencia: Warren Housing Authority  
95 Winthrop Terrace - Warren MA 01083  
See Special Instructions Below:

Invitamos a los residentes y al público en general a leer el Plan anual antes de la audiencia y a hacer comentarios públicos por los medios que se indican más abajo. La autoridad tomará en consideración las inquietudes de cualquier organización de arrendatarios locales (LTO) o junta asesora de residentes (RAB) en relación con las necesidades y prioridades. Si las considera consistentes con los principios de buena gestión, la autoridad incorporará dichas necesidades y prioridades -en parte o en su totalidad- en la versión preliminar del plan. Los comentarios sustantivos se resumirán e incluirán en el Plan anual cuando este se envíe al Departamento de Vivienda y Desarrollo Comunitario (DHCD).

- o Puede obtener copias del Plan anual en la oficina de la autoridad o consultar el Plan por Internet en <https://tinyurl.com/LHA-MA-AnnualPlan>. El Plan está disponible únicamente en inglés.
- o Si desea hacer comentarios, puede hacerlo oralmente en la audiencia o enviar los comentarios por correo electrónico o postal a la oficina de la autoridad de vivienda. Los comentarios se deben recibir antes del cierre de la audiencia pública.
- o Si tiene una solicitud razonable en relación con una discapacidad, póngase en contacto con la oficina de la autoridad de vivienda antes del 08/31/2021 a las 3:30 PM.
- o Información de contacto de Warren Housing Authority:  
Oficina: P.O. Box 3021, Warren, MA 01083  
Teléfono: (413) 436-7184  
Correo electrónico: warrenhousinga@yahoo.com

**Detailed Instructions for Remote Access**

Warren Housing Authority  
Annual Plan hearing - Board Meeting  
95 Winthrop Terrace - Warren MA 01083  
In Our Community Room  
September 14th, 2021 at 4 PM  
To View Our Annual Plan  
Please Click or Enter the Link below:  
<https://tinyurl.com/LHA-MA-AnnualPlan>

សេចក្តីជូនដំណឹងអំពីសវនកម្មសាធារណៈ

**Warren Housing Authority អញ្ជើញអ្នកជួល  
និងសាធារណជនទូទៅទាំងអស់ឲ្យមើលឡើងវិញនូវផែនការ  
ប្រចាំឆ្នាំដែលបានដាក់ស្តង់ដារសម្រាប់ឆ្នាំសារពើពន្ធ**

**2022**

ផែនការប្រចាំឆ្នាំមានគោលបំណងផ្តល់ការយល់ដឹងអំពីបុគ្គលិកកុតិការ និងផែនការរបស់អាជ្ញាធរ  
សម្រាប់ឆ្នាំសារពើពន្ធខាងមុខនេះ ព្រោះវាប៉ះពាល់ដល់លំនាំឱ្យមានសាធារណៈដលៃជួយដោយ  
របៀបរបស់អាជ្ញាធរ។ ផែនការប្រចាំឆ្នាំដែលបានដាក់ស្តង់ដារ មានធាតុដូចខាងក្រោម៖

1. ផែនការកែលម្អអនុប្រធានីដែលបានដាក់ស្តង់ដារ (5 ឆ្នាំ)
2. ផែនការជួសជុល និងថែទាំដែលបានដាក់ស្តង់ដារ
3. ថវិកាបុគ្គលិកបច្ចុប្បន្ន
4. ការផ្តល់យោបល់ពីលទ្ធផលនៃការពិនិត្យមើលឡើងវិញនូវការគ្រប់គ្រងការបំពេញការងារ (PMR)
5. បញ្ជីគោលនយោបាយអាជ្ញាធរលំនាំឱ្យមាន
6. បញ្ជីការលះបង់សិទ្ធិពីបទប្បញ្ញត្តិគ្រប់គ្រងរបស់ក្រសួងអភិវឌ្ឍន៍សហគមន៍ និងលំនាំឱ្យមាន (DHCD)
7. ធាតុផ្សេងៗទៀត

កាលបរិច្ឆេទ និងម៉ោងសវនកម្ម៖

**4:00 PM នៅ 09/14/2021**

ទីកន្លែងសវនកម្ម៖

Warren Housing Authority

95 Winthrop Terrace - Warren MA 01083

See Special Instructions Below:

**គេហទំព័រ**

និងសាធារណជនទូទៅគួរឱ្យយល់ពីនីតិវិធីមើលឡើងវិញនូវផែនការប្រចាំឆ្នាំមុនពេលបើកសវនាការ  
ហើយអាចបញ្ជូនមតិសាធារណៈដូចមានកត់សម្គាល់ខាងក្រោម។

អាជ្ញាធរគួរតែគ្រប់គ្រងលំនាំរបស់អង្គការរបស់អ្នកជួលក្នុងមូលដ្ឋាន (LTO) ឬក្រុមប្រឹក្សាសាលាបេតិកភណ្ឌ  
(RAB) អំពីតម្រូវការ និងអាទិភាពនានា ហើយបញ្ជូនតម្រូវការ និងអាទិភាពទាំងនោះមួយចំនួន  
ឬទាំងអស់ទៅក្នុងសេចក្តីព្យាងផែនការ បើអាជ្ញាធរយល់ថាសមស្របជាមួយការគ្រប់គ្រងដលៃគ្រឹះស្ថាន។ មតិសំខាន់  
ៗនឹងត្រូវបានសង្ខេប និងបញ្ជូនទៅក្នុងផែនការប្រចាំឆ្នាំ នៅពេលវាត្រូវបានដាក់ជូនក្រសួងអភិវឌ្ឍន៍សហគមន៍  
និងលំនាំឱ្យមាន (DHCD)។

- o សេចក្តីជូនដំណឹងនៃផែនការប្រចាំឆ្នាំ មាននៅកម្រិតយល់របស់អាជ្ញាធរ  
ឬអាចពិនិត្យមើលឡើងវិញលើបណ្តាញតាមរយៈ <https://tinyurl.com/LHA-MA-AnnualPlan>។  
មានជាភាសាអង់គ្លេសស្របច្បាប់។
- o មតិសាធារណៈគួរតែផ្តល់ដោយផ្ទាល់មាត់នៅក្នុងសវនាការ  
ដោយផ្ទាល់មាត់នៃការិយាល័យអាជ្ញាធរលំនាំឱ្យមាន  
ឬដោយដាក់មតិជាលាយលក្ខណ៍អក្សរនៅកម្រិតយល់របស់អាជ្ញាធរលំនាំឱ្យមាន។  
មតិសាធារណៈត្រូវតែផ្តល់ឱ្យមានមុនពេលបិទសវនាការសាធារណៈ។
- o សម្រាប់សំណើសុំការស្តាប់សម្រាប់សវនាការ សូមទាក់ទងការិយាល័យអាជ្ញាធរលំនាំឱ្យមានក្រោយថ្ងៃ 08/31/2021  
នៅម៉ោង 3:30 PM។
- o ព័ត៌មានទំនាក់ទំនងសម្រាប់ Warren Housing Authority៖  
ការិយាល័យ៖ P.O. Box 3021, Warren, MA 01083  
ទូរស័ព្ទ៖ (413) 436-7184  
អ៊ីមែល៖ warrenhousinga@yahoo.com

**Detailed Instructions for Remote Access**

Warren Housing Authority  
Annual Plan hearing - Board Meeting  
95 Winthrop Terrace - Warren MA 01083  
In Our Community Room  
September 14th, 2021 at 4 PM  
To View Our Annual Plan  
Please Click or Enter the Link below:  
<https://tinyurl.com/LHA-MA-AnnualPlan>

## Thông báo Điều trần Công khai

### Warren Housing Authority

xin mời tất cả những người thuê nhà và cộng đồng đến tham dự buổi đánh giá Kế hoạch Hàng năm Đề xuất cho Năm Tài chính của Cơ quan Quản lý 2022

Kế hoạch Hàng năm này nhằm đem lại cái nhìn sâu sắc đối với các hoạt động của Cơ quan Quản lý và các kế hoạch cho năm tài chính sắp tới vì chúng ảnh hưởng đến vấn đề gia cư công cộng có sự trợ giúp của tiểu bang của Cơ quan Quản lý. Kế hoạch Hàng năm Đề xuất bao gồm các thành phần sau:

1. Kế hoạch Cải tạo Cơ bản Đề xuất (5 năm)
2. Kế hoạch Bảo trì và Sửa chữa Đề xuất
3. Ngân sách Vận hành Hiện tại
4. Trả lời đối với những phát hiện trong bản Đánh giá Quản lý Hoạt động (PMR)
5. Danh sách các chính sách của cơ quan quản lý gia cư
6. Danh sách các quyết định miễn tuân thủ các quy định chi phối của Sở Gia cư và Phát triển Cộng đồng (DHCD)
7. Các thành phần khác

Ngày và giờ điều trần: **4:00 PM và 09/14/2021**

Địa điểm điều trần: Warren Housing Authority  
95 Winthrop Terrace - Warren MA 01083  
See Special Instructions Below:

Các cư dân và cộng đồng được mời tham gia xem xét Kế hoạch Hàng năm trước phiên điều trần và có thể gửi ý kiến đóng góp của công chúng như được mô tả dưới đây. Cơ quan Quản lý phải cân nhắc các quan ngại của bất kỳ Tổ chức của Người Thuê nhà Địa phương (LTO) hay Hội đồng Cố vấn Cư dân (RAB) nào về các nhu cầu và ưu tiên và kết hợp một số hoặc tất cả các nhu cầu và ưu tiên đó trong bản thảo kế hoạch nếu Cơ quan Quản lý coi là phù hợp với việc quản lý hợp lý. Các ý kiến đóng góp có cơ sở sẽ được tóm tắt và đưa vào nội dung Kế hoạch Hàng năm khi nộp cho Sở Gia cư và Phát triển Cộng đồng (DHCD).

- o Các bản sao của Kế hoạch Hàng năm sẵn có tại văn phòng Cơ quan Quản lý hoặc quý vị có thể xem trực tuyến tại <https://tinyurl.com/LHA-MA-AnnualPlan>. Các bản này chỉ có bằng Tiếng Anh.
- o Các ý kiến đóng góp có thể được nộp bằng lời tại buổi điều trần, gửi email cho văn phòng cơ quan quản lý gia cư, hoặc nộp ý kiến bằng văn bản tại văn phòng cơ quan quản lý gia cư. Các ý kiến đóng góp phải được nhận không muộn hơn giờ kết thúc phiên điều trần.
- o Để đưa ra các yêu cầu về biện pháp điều chỉnh đặc biệt hợp lý, hãy liên hệ với văn phòng cơ quan quản lý gia cư trước 08/31/2021 lúc 3:30 PM.
- o Thông tin liên hệ cho Warren Housing Authority:  
Văn phòng: P.O. Box 3021, Warren, MA 01083  
Điện thoại: (413) 436-7184  
Email: warrenhousinga@yahoo.com

**Detailed Instructions for Remote Access**

Warren Housing Authority  
Annual Plan hearing - Board Meeting  
95 Winthrop Terrace - Warren MA 01083  
In Our Community Room  
September 14th, 2021 at 4 PM  
To View Our Annual Plan  
Please Click or Enter the Link below:  
<https://tinyurl.com/LHA-MA-AnnualPlan>



# 开公众听证会的通知

## Warren Housing Authority 邀请所有租户和公众 对本管理局的 2022 财政年度建议的《年度计划》进行审查

该《年度计划》旨在深入了解本管理局的运作和下一财政年度的计划，因为它们会影响到本管理局的由马萨诸塞州资助和管理的公共住房。建议的年度计划包括以下内容：

1. 建议的资本改善计划（5年）
2. 建议的维修计划
3. 当前的运营预算
4. 对绩效管理审查（PMR）调查结果的回应
5. 住房管理局政策一览表
6. 从住房和社区发展部（DHCD）的法规可豁免的条例清单
7. 其他基本点

听证会时间和日期: **4:00 PM 在 09/14/2021**

听证会地点: Warren Housing Authority

95 Winthrop Terrace - Warren MA 01083

See Special Instructions Below:

请租户和公众在听证会之前审阅《年度计划》，并可以按照以下说明提交公众意见。本管理局将考虑任何地方租户组织（LTO）或居民咨询委员会（RAB）对需求和需优先考虑的事项的关注，并在管理局认为是与明智、稳妥的管理相一致的情况下，将部分或全部此类需求和需优先考虑的事项纳入计划草案。公众的实质性意见会被汇总并纳入《年度计划》，然后被提交给住房和社区发展部（DHCD）。

- 可以在管理局的办公室获得《年度计划》的副本，或者可以上网进入 <https://tinyurl.com/LHA-MA-AnnualPlan> 在线查看。那些副本或网上内容是用英语的。
- 各位要提出评论，可以在听证会上通过口头方式、或通过向住房管理局的办公室发送电子邮件、或在住房管理局的办公室当面提交书面评论。所有评论必须在公众听证会结束之前收到。
- 对于合理的需通融的要求，请在 08/31/2021 之前通过 3:30 PM 与住房管理局的办公室联系。
- Warren Housing Authority 的联系方式：  
办公室： P.O. Box 3021, Warren, MA 01083  
电话： (413) 436-7184  
电子邮件： warrenhousinga@yahoo.com

**Detailed Instructions for Remote Access**

Warren Housing Authority  
Annual Plan hearing - Board Meeting  
95 Winthrop Terrace - Warren MA 01083  
In Our Community Room  
September 14th, 2021 at 4 PM  
To View Our Annual Plan  
Please Click or Enter the Link below:  
<https://tinyurl.com/LHA-MA-AnnualPlan>

## Aviso de Audiência Pública

### O Warren Housing Authority convida todos os locatários e o público em geral para uma revisão do plano anual proposto pela Autoridade para o ano fiscal 2022

O Plano Anual é destinado a fornecer insights sobre as operações e planos da Autoridade para o próximo ano fiscal, uma vez que afetam as habitações públicas da Autoridade estadual. O plano anual proposto é composto pelos seguintes elementos:

1. Plano de melhoria de capital proposto (5 anos)
2. Plano de manutenção e reparação proposto
3. Orçamento operacional atual
4. Respostas aos achados da Revisão de Gerenciamento de Desempenho (PMR)
5. Lista de políticas da autoridade habitacional
6. Lista de isenções de regulamentos aplicáveis do Departamento de Habitação e Desenvolvimento Comunitário (DHCD)
7. Outros elementos

Data e hora da audiência: **4:00 PM em 09/14/2021**

Local da audiência: Warren Housing Authority  
95 Winthrop Terrace - Warren MA 01083  
See Special Instructions Below:

Os residentes e o público em geral são convidados a revisar o Plano Anual antes da audiência e podem enviar comentários públicos, conforme indicado abaixo. A Autoridade deve considerar as preocupações de qualquer Organização de Locatários Locais (LTO) ou Conselho Consultivo de Residentes (RAB) em relação às necessidades e prioridades e incorporar algumas ou todas essas necessidades e prioridades ao projeto do plano se a Autoridade considerar que é consistente com a boa gestão. Os comentários substanciais serão resumidos e incluídos no Plano Anual quando este for submetido ao Departamento de Habitação e Desenvolvimento Comunitário (DHCD).

- Cópias do Plano Anual estão disponíveis no escritório da Autoridade ou podem ser analisadas on-line em <https://tinyurl.com/LHA-MA-AnnualPlan>. Estas estão apenas no idioma inglês.
- Os comentários podem ser apresentados oralmente na audiência, por e-mail para o escritório da autoridade habitacional ou por escrito para o escritório da autoridade habitacional. Os comentários devem ser recebidos, no máximo, até o encerramento da audiência pública.
- Para solicitações razoáveis de acomodação, entre em contato com o escritório da autoridade habitacional em 08/31/2021 às 3:30 PM.
- Informações de contato para Warren Housing Authority:  
Escritório: P.O. Box 3021, Warren, MA 01083  
Telefone: (413) 436-7184  
E-mail: warrenhousinga@yahoo.com

**Detailed Instructions for Remote Access**

Warren Housing Authority  
Annual Plan hearing - Board Meeting  
95 Winthrop Terrace - Warren MA 01083  
In Our Community Room  
September 14th, 2021 at 4 PM  
To View Our Annual Plan  
Please Click or Enter the Link below:  
<https://tinyurl.com/LHA-MA-AnnualPlan>

## Уведомление о публичном слушании

### Warren Housing Authority приглашает всех жильцов и представителей общественности принять участие в рассмотрении предлагаемого Жилищным управлением Годового плана на фискальный год 2022

Целью Годового плана является представление сведений о деятельности и планах Жилищного управления на предстоящий фискальный год в том, что касается предоставления социального жилья Жилищным управлением при поддержке штата Массачусетс. Предлагаемый Годовой план включает следующие разделы:

1. Предлагаемый план капитального ремонта (5-летний);
2. Предлагаемый план технического обслуживания и ремонта;
3. Текущий операционный бюджет;
4. Ответы по результатам оценки организации хозяйственной деятельности (PMR);
5. Список политик Жилищного управления;
6. Список отказов от постановлений Департамента жилищного хозяйства и общественного развития (DHCD);
7. Другие разделы.

Время слушания: **4:00 PM** Дата слушания **09/14/2021**

Место проведения слушания: Warren Housing Authority  
95 Winthrop Terrace - Warren MA 01083  
See Special Instructions Below:

Жильцы и представители общественности приглашаются принять участие в рассмотрении Годового плана перед началом слушания и могут делать открытые замечания, как указано ниже. Жилищное управление рассмотрит замечания Местной жилищной организации (LTO) или Жилищного консультационного совета (RAB), касающиеся потребностей и приоритетов жильцов, и включит все такие приоритеты и потребности или их часть в проект плана, если Жилищное управление посчитает, что они соответствуют принципам рационального управления. Содержательные замечания будут резюмированы и включены в Годовой план при его подаче в Департамент жилищного хозяйства и общественного развития (DHCD).

- о Копии Годового плана можно получить в офисе Жилищного управления или на сайте: <https://tinyurl.com/LHA-MA-AnnualPlan>. Документы доступны только на английском языке.
- о Замечания можно сделать устно в ходе слушания, а также отправить их по электронной почте в офис Жилищного управления или оставив их в письменном виде в офисе Жилищного управления. Замечания должны быть получены до закрытия публичного слушания.
- о Разумные запросы о размещении можно направить в офис Жилищного управления до 08/31/2021 3:30 PM.
- о Контактная информация Warren Housing Authority:
  - Офис: P.O. Box 3021, Warren, MA 01083
  - Телефон: (413) 436-7184
  - Адрес эл. почты: warrenhousinga@yahoo.com

**Detailed Instructions for Remote Access**

Warren Housing Authority  
Annual Plan hearing - Board Meeting  
95 Winthrop Terrace - Warren MA 01083  
In Our Community Room  
September 14th, 2021 at 4 PM  
To View Our Annual Plan  
Please Click or Enter the Link below:  
<https://tinyurl.com/LHA-MA-AnnualPlan>

## Avi Odisyon Piblik

### The Warren Housing Authority

## ap envite tout lokatè ak piblik la an jeneral nan yon revizyon Plan Anyèl pou Ane Fiskal la ke Administrasyon an Pwopoze 2022

Plan Anyèl la fèt nan entansyon pou bay apèsi sou operasyon Otorite a ak plan pou ane fiskal k ap vini a nan fason k ap afekte lojman piblik Administrasyon ke eta a finanse. Plan Anyèl yo pwopoze a te gen eleman sa yo ladann:

1. Plan Amelyorasyon Kapital yo Pwopoze (5-an)
2. Plan Antretyen ak Reparasyon yo Pwopoze
3. Bidjè Operasyon Aktyèl
4. Rezilta Revizyon Repons Jesyon Pèfòmans lan (Performance Management Review, PMR)
5. Lis règleman administrasyon lojman yo
6. Lis egzonasyon règlemantasyon k ap fè otorite nan Depatman Lojman ak Devlopman Kominotè a (Department of Housing and Community Development, DHCD)
7. Lòt eleman yo

Dat ak lè odisyon: **4:00 PM** nan dat **09/14/2021**

Adrès odisyon an: Warren Housing Authority

95 Winthrop Terrace - Warren MA 01083

See Special Instructions Below:

N ap envite rezidan yo ak piblik la an jeneral pou vin fè revizyon Plan Anyèl la avan odisyon an epi yo gendwa soumèt kòmantè piblik jan sa note annapre a. Administrasyon an pral konsidere enkyetid nenpòt Òganizasyon Lokatè Lokal (LTO) oswa Komite Konsiltatif Rezidan (Resident Advisory Board, RAB) anrapò ak bezwen preyorite epi enkòpore kèlke nan yo oswa tout nan bezwen sa yo ak priyorite yo nan dokiman plan an si Administrasyon an jije ke sa nesèsè pou on bon jesyon. Y ap fè rezime kòmantè enpòtan yo epi mete yo nan Plan Anyèl la lè yo te soumèt li bay Depatman Lojman ak Devlopman Kominotè (Department of Housing and Community Development, DHCD).

- Kopi Plan Anyèl yo disponib nan biwo Administrasyon an oswa w ka revize anliy nan <https://tinyurl.com/LHA-MA-AnnualPlan>. Sa yo se nan lang Anglè sèlman.
- Yo gendwa soumèt kòmantè yo vèbalman nan odisyon an, pa imèl bay biwo administrasyon lojman an, oswa nan soumisyon kòmantè ekri w yo nan biwo administrasyon lojman an. Yo ta dwe voye kòmantè yo nan yon moman ki pa pi ta pase odisyon piblik la.
- Pou demand akomodasyon rezonab kontakte biwo administrasyon lojman an kote w ap 08/31/2021 a 3:30 PM.
- Enfòmasyon kontak pou Warren Housing Authority:  
Biwo: P.O. Box 3021, Warren, MA 01083  
Telefòn: (413) 436-7184  
Imèl: warrenhousinga@yahoo.com

**Detailed Instructions for Remote Access**

Warren Housing Authority  
Annual Plan hearing - Board Meeting  
95 Winthrop Terrace - Warren MA 01083  
In Our Community Room  
September 14th, 2021 at 4 PM  
To View Our Annual Plan  
Please Click or Enter the Link below:  
<https://tinyurl.com/LHA-MA-AnnualPlan>



## Warren Housing Authority Proposed Annual Plan for Fiscal Year 2022 For State-Aided Public Housing

The Annual Plan is a document compiled by housing authority staff in advance of each new fiscal year. The plan serves as both a tool for the Local Housing Authority (LHA) to reflect upon the prior fiscal year, and as an opportunity to develop a clear and transparent plan that builds on successes, identifies needs, and corrects any issues that have arisen in prior years. Additionally, the Annual Plan is an important tool for tenants, who may use the document to better understand the operations and needs of their housing authority, advocate for changes to policies and procedures, access data about the housing authority, and participate in their housing authority's governance.

In addition to the physical document, the Annual Plan is also a process of public engagement. Throughout the Annual Plan process, the LHA executive director or their designee will be expected to review the Plan with any Local Tenant Organizations (LTO's) and Resident Advisory Board (RAB) before the LHA presents the plan to the LHA Board of Commissioners; make a draft available for review to all residents and the general public; post on the website and make a copy available to each LTO at least 30 business days before the public hearing; hold a hearing on the document; and collect, integrate, and report back on substantive comments. Additionally, the Board will read, offer recommendations, and approve the Annual Plan in advance of its submission to DHCD.

The law that mandates the Annual Plan is [An Act Relative to Local Housing Authorities, Massachusetts General Laws, Chapter 121B Section 28A](#). The regulation that expands upon Section 28A is [760 CMR 4.16](#). The regulations that address Local Tenant Organization (LTO) and resident participation in the Annual Plan are [760 CMR 6.09 \(3\)\(h\)](#) and [760 CMR 6.09\(4\)\(a\)\(4\)](#).

The Warren Housing Authority's Annual Plan for their 2022 fiscal year includes the following components:

1. Overview and Certification
2. Capital Improvement Plan (CIP)
3. Maintenance and Repair Plan
4. Operating Budget
5. Narrative responses to Performance Management Review (PMR) findings
6. Policies
7. Waivers
8. Glossary
9. Other Elements
  - a. Cover sheet for AP
  - b. Tenant Satisfaction Survey 667 Program

**State-Aided Public Housing Developments**

The following table identifies the state-aided public housing units with developments of more than 8 units listed separately. Units in developments of 8 or fewer units are aggregated as noted. Units that the LHA provides to assist clients of the Department of Mental Health (DMH), the Department of Developmental Services (DDS), or other agencies are also aggregated separately.

| Dev No | Type    | Development Name                     | Num Bldgs | Year Built | Dwelling Units |
|--------|---------|--------------------------------------|-----------|------------|----------------|
| 667-01 | Elderly | WINTHROP TERRACE 667-01              | 5         | 1978       | 60             |
|        | Family  | Family units in smaller developments | 2         |            | 4              |
| Total  |         |                                      | 7         |            | 64             |

The following development(s) operate under a combination of state and federal requirements, including HUD's Section 8 New Construction and Substantial Rehabilitation Program (see the Glossary for a program description).

| Dev No | Type   | Development Name             | Num Bldgs | Year Built | Dwelling Units |
|--------|--------|------------------------------|-----------|------------|----------------|
| 705-01 | Family | West School - Federal 705-01 | 1         | 1883       | 6              |

**Massachusetts Rental Voucher Program (MRVP)**

The Massachusetts Rental Voucher Program (MRVP) is a state-funded program that provides rental subsidies to low-income families and individuals. In most cases, a "mobile" voucher is issued to the household, which is valid for any market-rate housing unit that meets the standards of the state sanitary code and program rent limitations. In some cases, vouchers are "project-based" into a specific housing development; such vouchers remain at the development if the tenant decides to move out.

Warren Housing Authority manages 11 MRVP vouchers.

Federally Assisted Developments

Warren Housing Authority also manages Federally-assisted public housing developments and/or federal rental subsidy vouchers serving 66 households.

LHA Central Office

Warren Housing Authority

P.O. Box 3021, Warren, MA, 01083

Nancy Brown, Executive Director

Phone: 413-436-7184

Email: WARRENHOUSINGA@YAHOO.COM

LHA Board of Commissioners

|                  | <u>Role</u> | <u>Category</u> | <u>From</u> | <u>To</u>  |
|------------------|-------------|-----------------|-------------|------------|
| Margaret Bernard | Treasurer   | Tenant          | 05/01/2021  | 05/01/2027 |
| Lynn Duffy-OShea | Chair       |                 | 05/01/2018  | 05/01/2023 |
| Virginia Fleming |             | State Appointee | 05/24/2021  | 10/29/2021 |
| Francis Holmes   | Vice-Chair  |                 | 05/01/2020  | 05/01/2025 |
| Barbara Keith    | Member      |                 | 05/01/2016  | 05/01/2024 |

Plan History

The following required actions have taken place on the dates indicated.

| REQUIREMENT |  | DATE COMPLETED |
|-------------|--|----------------|
| A.          | Advertise the public hearing on the LHA website.   | 07/20/2021     |
| B.          | Advertise the public hearing in public postings.   | 07/21/2021     |
| C.          | Notify all LTO's and RAB, if there is one, of the hearing and provide access to the Proposed Annual Plan.                              | N/A            |
| D.          | Post draft AP for tenant and public viewing.   | 07/21/2021     |
| E.          | Hold quarterly meeting with LTO or RAB to review the draft AP. (Must occur before the LHA Board reviews the Annual Plan.)              | N/A            |
| F.          | Annual Plan Hearing. Hosted by the LHA Board, with a quorum of members present. (For Boston, the Administrator will host the hearing.) |                |
| G.          | Executive Director presents the Annual Plan to the Board.  |                |
| H.          | Board votes to approve the AP. (For Boston Housing Authority, the Administrator approves and submits the AP.)                          |                |

This Annual Plan (AP) will be reviewed by the Department of Housing and Community Development (DHCD) following the public comment period, the public hearing, and LHA approval.

**Capital Improvement Plan (CIP)****Capital Improvement Plan****DHCD Description of CIPs:**

The Capital Improvement Plan (CIP) is a five year plan which identifies capital projects, provides a planning scope, schedule and budget for each capital project and identifies options for financing and implementing the plan. The CIP identifies anticipated spending for each Department of Housing and Community Development (DHCD) fiscal year (July 1 to June 30) based on the project schedules.

Local Housing Authorities (LHAs) receive yearly awards from DHCD (Formula Funding Awards) which they target to their most urgent capital needs in their CIP. They may also receive special awards from DHCD for specific projects which meet specific criteria. Special awards may be given for certain emergency, regulation compliance, energy and water conservation, and other projects. The first three years of the CIP are based on actual awards made to the LHA, while years four and five are based on estimated planning amounts, not actual awards.

LHAs may sometimes secure other sources of funding and assistance that you will note in their CIP, such as: Community Preservation Act (CPA) funding, Community Development Block Grant (CDBG) funding, Local Affordable Housing Trust Funds (AHTF), HOME grants, income from leasing a cell tower on their property, savings from net meter credit contracts with solar developers, utility rebates and contracted work from utility providers, and Sheriff's Department work crews. However, not all of these funding sources are available every year, or in all communities.

The CIP includes the following parts:

- A table of available funding sources and amounts
- A list of planned capital projects showing spending per fiscal year
- A table showing special awards and other funding for targeted projects, if any, which supplements Formula Funding awarded to the LHA
- A 'narrative' with a variety of additional information.

**Capital Improvement Plan (CIP)****Aggregate Funding Available for Projects in the First Three Years of the CIP:**

| Category of Funds                              | Allocation   | Planned Spending | Description  |
|--|--------------|------------------|--|
| Balance of Formula Funding (FF)                | \$641,438.78 |                  | Total of all FF awards minus prior FF spending   |
| LHA Emergency Reserve                          | \$64,143.88  |                  | Amount to reserve for emergencies  |
| Net FF Funds (First 3 Years of the CIP)        | \$577,294.90 | \$443,246.47     | Funds to plan & amount actually planned in the first 3 years of the CIP                            |
| ADA Set-aside                                  | \$5,873.49   | \$6,143.49       | Accessibility projects   |
| DMH Set-aside                                  | \$0.00       | \$0.00           | Dept. of Mental Health facility  |
| DDS Set-aside                                  | \$0.00       | \$0.00           | Dept. of Developmental Services facility   |
| Unrestricted Formula Funding (FF)              | \$571,421.41 | \$437,102.98     | Funds awarded by DHCD to be used on projects selected by the LHA and approved by DHCD.             |
| Special DHCD Funding                           | \$310,218.41 | \$310,218.41     | Targeted awards from DHCD  |
| Community Development Block Grant (CDBG) Funds | \$0.00       | \$0.00           | Federal funds awarded by a city or town for specific projects.                                     |
| Community Preservation Act (CPA) Funds         | \$0.00       | \$0.00           | Community Preservation Act funds awarded by a city or town for specific projects.                  |
| Operating Reserve(OR) Funds                    | \$0.00       | \$0.00           | Funds from the LHA's operating budget.   |
| Other Funds                                    | \$0.00       | \$0.00           | Funds other than those in the above categories. See explanation below.                             |
| Total funds and planned spending               | \$887,513.31 | \$753,464.89     | Total of all anticipated funding available for planned projects and the total of planned spending. |

**Capital Improvement Plan (CIP)****CIP Definitions:**

**ADA Set-aside** is funding allocated within the Formula Funding (FF) for use on projects that improve accessibility for people with disabilities. 10% of FF awards are designated for this purpose.

**Available State Bond Funding** is the amount of State Bond Funding available to the LHA for the first three years of the CIP. It is calculated by totaling all of FF and Special Awards granted to the LHA through the end of the third year of the plan and subtracting the amount of these funds spent prior to July 1 of the first year of the plan.

**Amount spent prior to the plan** is the total amount of Formula Funding (FF) and Special Awards spent prior to July 1 of the first year of the plan.

**Capital project** is a project that adds significant value to an asset or replaces building systems or components. Project cost must be greater than \$1000.

**CDBG** stands for Community Development Block Grant, a potential source of project funds.

**CPA** stands for Community Preservation Act, a potential source of project funds.

**CapHub Project Number** is the number given to projects entered into DHCD's project management system known as CapHub.

**DMH Set-aside** is funding allocated within the Formula Funding (FF) for use on facilities leased to the Department of Mental Health (DMH) program vendors, if any exist at this LHA.

**DDS Set-aside** is funding allocated within the Formula Funding (FF) for use on facilities leased to the Department of Developmental Services (DDS) program vendors, if any exist at this LHA.

**Formula Funding (FF)** is an allocation of state bond funds to each LHA according to the condition (needs) of its portfolio in comparison to the entire state-aided public housing portfolio.

**Operating Reserve** is an account, funded from the LHA operating budget, primarily used for unexpected operating costs, including certain extraordinary maintenance or capital projects.

**Other Funds** could include other funding by the city or town or from other sources.

**Special Awards** are DHCD awards targeted to specific projects. Award programs include funds for emergencies beyond what an LHA can fund, for complying with regulatory requirements, for projects that will save water or energy use, and various other programs the department may run from time to time.

**Total Cost** is the sum of investigation, design, administration, permitting, and construction costs for a project

**Unrestricted Formula Funding (FF)** is money awarded to the LHA by DHCD under the Formula Funding program other than amounts set aside (restricted) for accessibility improvements or for facilities operated by DMH or DDS.

**Capital Improvement Plan (CIP)****Regional Capital Assistance Team**

Warren Housing Authority participates in the Regional Capital Assistance Team (RCAT) program and project implementation responsibilities are as follows:

- o For projects with construction cost under \$10,000, the LHA has the sole responsibility to initiate, implement and manage the project. RCAT offers technical assistance upon request.
- o For projects with construction cost between \$10,000 and \$100,000 the RCAT will have lead responsibility to initiate, implement and manage the project with both DHCD and LHA involvement and oversight throughout the process. For projects in this range, the LHA will work with the RCAT Project Manager who will contact the LHA to initiate projects.
- o For projects with construction cost over \$100,000, or projects below that threshold that are complex or have a subsequent phase that exceeds \$100,000 construction cost, DHCD will take the lead and draft a WO or RFS to hire a designer to prepare plans and specs. RCAT will not be involved in the implementation of projects in this range and the LHA will continue to work directly with the DHCD Project Manager and DHCD design staff.



**Capital Improvement Plan (CIP)**

Formula Funding and Special DHCD Award Planned Spending - Other funding not included

| Cap Hub Project Number | Project Name  | Development(s)          | Total Cost | Amount Spent Prior to Plan | Remaining Planned for 2021 | fy2022 Planned | fy2023    | fy2024 | fy2025   | fy2026   |
|------------------------|---|-------------------------|------------|----------------------------|----------------------------|----------------|-----------|--------|----------|----------|
| 318050                 | FF: Building Envelope Winthrop Terrace                  | WINTHROP TERRACE 667-01 | \$121,760  | \$120,540                  | \$0                        | \$220          | \$0       | \$0    | \$0      | \$0      |
| 318055                 | FF: Kitchen Cabinets Replacement                        | WINTHROP TERRACE 667-01 | \$4,035    | \$4,035                    | \$0                        | \$6,046        | \$0       | \$0    | \$0      | \$0      |
| 318060                 | FF: Replace Bathroom Faucet - 95 Winthrop               | WINTHROP TERRACE 667-01 | \$3,520    | \$0                        | \$0                        | \$3,520        | \$0       | \$0    | \$0      | \$0      |
| 318062                 | FF: Replace parking areas & driveways                   | WINTHROP TERRACE 667-01 | \$100,675  | \$0                        | \$0                        | \$78,827       | \$21,849  | \$0    | \$0      | \$0      |
| 318068                 | Phase II Site Paving ADDITIONAL SPACES                  | WINTHROP TERRACE 667-01 | \$158,400  | \$0                        | \$0                        | \$41,013       | \$117,388 | \$0    | \$0      | \$0      |
| 318069                 | Accessible Units 2020: Keys Road Accessibility Upgrades | Keys Road 705-02        | \$478,208  | \$28,863                   | \$0                        | \$426,545      | \$15,400  | \$0    | \$0      | \$0      |
| 318070                 | H&S FY20: Lighting and exterior locks                   | WINTHROP TERRACE 667-01 | \$17,500   | \$0                        | \$0                        | \$17,500       | \$0       | \$0    | \$0      | \$0      |
| 318071                 | Window replacement 95 Winthrop Terrace Phase 2          | WINTHROP TERRACE 667-01 | \$0        | \$0                        | \$0                        | \$0            | \$0       | \$0    | \$0      | \$0      |
| 318073                 | Structural Rehabilitation                               | WINTHROP STREET 705-03  | \$82,015   | \$0                        | \$0                        | \$1,339        | \$79,162  | \$0    | \$0      | \$0      |
| •                      | Replace Siding PHASE II                                 | WINTHROP TERRACE 667-01 | \$108,000  | \$0                        | \$0                        | \$0            | \$0       | \$0    | \$74,849 | \$33,152 |

**Capital Improvement Plan (CIP)**

Formula Funding and Special DHCD Award Planned Spending - Other funding not included

| Cap Hub Project Number | Project Name                           | Development(s)          | Total Cost  | Amount Spent Prior to Plan | Remaining Planned for 2021 | fy2022 Planned | fy2023    | fy2024 | fy2025   | fy2026   |
|------------------------|--|-------------------------|-------------|----------------------------|----------------------------|----------------|-----------|--------|----------|----------|
| •                      | Repair Community Room Air Conditioning | WINTHROP TERRACE 667-01 | \$9,750     | \$0                        | \$0                        | \$0            | \$9,750   | \$0    | \$0      | \$0      |
| •                      | Roof Replacement 76 Winthrop Terrace   | WINTHROP STREET 705-03  | \$47,683    | \$0                        | \$0                        | \$0            | \$0       | \$0    | \$0      | \$47,683 |
| <b>TOTALS</b>          |  |                         | \$1,131,545 | \$153,437                  | \$0                        | \$575,008      | \$243,548 | \$0    | \$74,849 | \$80,835 |

**FUNDS IN ADDITION TO ANNUAL FORMULA FUNDING AWARD**

| Cap Hub Project Number | Project Name  | DHCD Special Award Comment            | Special DHCD Awards |                    |                 |                | Other Funding |     |                   |             |
|------------------------|---|---------------------------------------|---------------------|--------------------|-----------------|----------------|---------------|-----|-------------------|-------------|
|                        |   |                                       | Emergency Reserve   | Compliance Reserve | Sustain-ability | Special Awards | CDBG          | CPA | Operating Reserve | Other Funds |
| 318050                 | FF: Building Envelope Winthrop Terrace                  | ASHP - moving compressors to stands   | \$0                 | \$0                | \$32,445        | \$0            | \$0           | \$0 | \$0               | \$0         |
| 318069                 | Accessible Units 2020: Keys Road Accessibility Upgrades |                                       | \$0                 | \$0                | \$0             | \$300,000      | \$0           | \$0 | \$0               | \$0         |
| 318070                 | H&S FY20: Lighting and exterior locks                   | H&S FY20: Lighting and exterior locks | \$0                 | \$0                | \$0             | \$17,500       | \$0           | \$0 | \$0               | \$0         |
| <b>TOTALS</b>          |   |                                       | \$0                 | \$0                | \$32,445        | \$317,500      | \$0           | \$0 | \$0               | \$0         |

**Capital Improvement Plan (CIP) Narrative****Including Requests to DHCD & Supporting Statements****1. Request for increased spending flexibility.**

DHCD designates a spending target (cap share) and an allowable spending range for each year of the CIP. A Housing Authority may request to shift the cap shares of the first three years in order to increase scheduling flexibility. A CIP utilizing this flexibility is called an Alternate CIP. The total spending over three years and over five years must continue to meet the limits set by DHCD. DHCD will approve an Alternate CIP only with acceptable justification and only if funding is available.

Warren Housing Authority has submitted an Alternate CIP with the following justification:

- Projected spending on projects currently in bidding or construction exceeds Cap Share in one or more years of the CIP.

We are submitting an alternate plan due to the fact that Fished Projects in Year 2 is exceeding our Cap Share

**2. Request for additional funding.**

A Housing Authority may request additional funding from DHCD for projects that qualify as emergencies, required legal compliance upgrades, or sustainability improvements.

Warren Housing Authority has requested \$82,014.00 in DHCD Emergency Reserve funding for project #318-705-03-0-21-162, Structural Rehabilitation. Reason: Structural Deficiencies were found by Tom Mulvey. Needs immediate emergency funding

**3. Overall goals of the Housing Authority's CIP**

This year's goals of the Warren HA CIP is to address the Parking Lot repaving problems along with the Structural Issues at our 705

**4. Changes from the Housing Authority's previous CIP**

Every new CIP differs from the previous CIP because projects have been completed and a new year has been added with new projects. These changes and other significant changes to the content of the CIP are highlighted below:

There are no changes from last year's CIP other than deleting the Window Replacement project at the 705

**5. Requirements of previous CIP approval**

There were no special conditions attached to the approval of our previous CIP.

**6. Quarterly capital reports**

Our most recent quarterly capital report (form 80 and 90) was submitted on 07/09/2021.

**7. Capital Planning System (CPS) updates**

Our CPS facility data has been updated with current condition information, including changes resulting from projects completed in the past year, as of .

**8. Project priorities**

All the projects in our CIP are high priority (Priority 1 and 2 projects).

**9. High priority deficiencies**

We have included all of our high priority (CPS priority 1 and 2) projects in our CIP.

**10. Accessibility**

We are not aware of any accessibility deficiencies in our portfolio.

**11. Special needs development**

Warren Housing Authority does not have a special needs (167 or 689 programs) development.

**12. Energy and water consumption**

Our 12 most recent monthly energy reports are for months 3/2020 to 3/2021.

The following table lists the DHCD thresholds for Per Unit Monthly (PUM) expense for electricity, natural gas, oil, and water use and the developments at the Housing Authority that have expenses in excess of the thresholds, if any.

|                | Electric<br>PUM > Threshold | Gas<br>PUM > Threshold | Oil<br>PUM > Threshold | Water<br>PUM > Threshold |
|----------------|-----------------------------|------------------------|------------------------|--------------------------|
| Threshold PUM: | \$100                       | \$80                   | \$50                   | \$60                     |
|                | 705-01                      |                        |                        | 705-03                   |
|                | 667-01                      |                        |                        |                          |

We were hoping to see dramatic electrical savings with the installation of the ASHP but that hasn't happened

**13. Energy or water saving initiatives**

Warren Housing Authority is not currently pursuing any energy or water-saving audits or grants that could affect CIP project scope, costs or timing of projects.

**14. Vacancy rate**

Our unadjusted vacancy rate reported to DHCD is as follows. (The unadjusted vacancy rate captured in these figures is the percentage of ALL housing units that are vacant, including both offline units being used for other purposes and units with DHCD vacancy waivers.)

0% c. 667 (DHCD Goal 2%)

0% c. 200 (DHCD Goal 2%)

25% c. 705 (DHCD Goal 2%)

Warren Housing Authority will address the excess vacancies in the following manner:

We are waiting for the Keys Road Rehabilitation project to start from DHCD

**15. Vacancies**

Warren Housing Authority has no units listed as vacant, proposed to be vacant, or at risk of becoming vacant.

Maintenance and Repair Plan**Maintenance Objective**

The goal of good property maintenance at a public housing authority is to serve the residents by assuring that the homes in which they live are decent, safe, and sanitary.

**About This Maintenance and Repair Plan**

This Maintenance & Repair Plan consists of several subsections describing maintenance systems followed by charts showing typical preventive maintenance, routine maintenance, and unit inspection tasks and schedules. These subsections are:

- a. **Classification and Prioritization of Maintenance Tasks** - Defines and prioritizes types of work to be accomplished by maintenance staff and vendors. Explains how the housing authority is expected to respond to work orders (tasks or requests) based on the work order classification.
- b. **Emergency Response System** - Defines what constitutes an emergency and how to notify staff of an emergency.
- c. **Normal Maintenance Response System** - How to contact the maintenance staff for a non-emergency request.
- d. **Work Order Management** - Description of the housing authority's system for managing work orders (tasks and requests).
- e. **Maintenance Plan Narrative & Policy Statement** - Self-assessment, basic information, and goals for the coming year, along with a description of the housing authority's maintenance program.
- f. **Preventive Maintenance Schedule** - A listing and schedule of tasks designed to keep systems and equipment operating properly, to extend the life these systems and equipment, and to avoid unexpected breakdowns.
- g. **Routine Maintenance Schedule** - A listing and schedule of ordinary maintenance tasks such as mopping, mowing, raking, and trash collection required to keep the facilities in good condition.
- h. **Unit Inspections** - Scheduling of annual unit inspections.

**Classification and Prioritization of Maintenance Tasks**

Maintenance items are tracked as “work orders” and are classified in the following categories. They are prioritized in the order listed. The following classifications and prioritization are required by the Department of Housing and Community Development (DHCD).

- I. **Emergencies** - Emergencies are only those conditions which are **immediately threatening** to the life or safety of our residents, staff, or structures.
  - **Goal: initiated with 24 to 48 hours.**
- II. **Vacancy Refurbishment - Work necessary to make empty units ready for new tenants.**
  - After emergencies, the refurbishment of vacancies for immediate re-occupancy has the highest priority for staff assignments. **Everyday a unit is vacant is a day of lost rent.**
  - **Goal: vacancy work orders are completed within 30 calendar days or if not completed within that timeframe, LHA has a waiver.**
- III. **Preventive Maintenance** - Work which must be done to **preserve and extend the useful life** of various elements of your physical property and avoid emergency situations.
  - A thorough Preventive Maintenance Program and Schedule that deals with all elements of the physical property is provided later in the document.
  - The Preventive Maintenance Program is reviewed and updated annually and as new systems and facilities are installed.
- IV. **Programmed Maintenance** - Work which is important and is completed to the greatest extent possible within time and budget constraints. Programmed maintenance is grouped and scheduled to make its completion as efficient as possible. Sources of programmed maintenance include:
  - Routine Work includes those tasks that need to be done on a regular basis to keep our physical property in good shape. (Mopping, Mowing, Raking, Trash, etc.)
  - Inspections are the other source of programmed maintenance.
    - o Inspections are visual and operational examinations of parts of our property to determine their condition.
    - o All dwelling units, buildings and sites must be inspected at least annually.
    - o **Goal: Inspection-generated work orders are completed within 30 calendar days from the date of inspection, OR if cannot be completed within 30 calendar days, are added to the Deferred Maintenance Plan or the Capital Improvement Plan in the case of qualifying capital repairs (unless health/safety issue).**
- V. **Requested Maintenance** - Work which is requested by residents or others, does not fall into any category above, and should be accomplished as time and funds are available.
  - Requests from residents or others for maintenance work which does not fall into one of the other categories has the lowest priority for staff assignment.
  - **Goal: Requested work orders are completed in 14 calendar days from the date of tenant request or if not completed within that timeframe (and not a health or safety issue), the task is added and completed in a timely manner as a part of the Deferred Maintenance Plan and/or CIP.**

**Additional Remarks by the Warren Housing Authority**

PHA\_Network

**Emergency Request System**

For emergency requests call the numbers listed here. Qualifying emergency work requests are listed below.

| <b>METHOD</b>            | <b>CONTACT INFO.</b> | <b>TIMES</b>               |
|--------------------------|----------------------|----------------------------|
| Call LHA at Phone Number | 413-436-7184         | Mon - Thurs 8 AM - 3:30 PM |
| Other                    | 413-436-7184         | EXT 1 - Maintenance 24-7   |

List of Emergencies - Emergencies are those conditions which are immediately threatening to the life or safety of our residents, staff, or structures. The following is a list of typical conditions that warrant an emergency response. If there is an emergency condition whether or not enumerated on this list please notify the office or answering service at the numbers listed above. If you have any questions regarding this list or other matters that may constitute an emergency, please contact the Warren Housing Authority main office.

| <b>QUALIFYING EMERGENCY WORK REQUESTS</b>          |
|--|
| Fires of any kind (Call 911)                       |
| No electric power in unit                          |
| Electrical hazards, sparking outlets               |
| Broken water pipes, flood                          |
| Sewer or toilet blockage                           |
| Roof leak  |
| Lock outs  |
| Door or window lock failure                        |
| No heat  |
| No hot water                                       |
| Snow or ice hazard condition                       |
| Dangerous structural defects                       |
| Inoperable smoke/CO detectors, beeping or chirping |



**Normal Maintenance Request Process**

Make normal (non-emergency) maintenance requests using the following methods:

| <b>METHOD</b>                 | <b>CONTACT INFO.</b> | <b>TIMES</b>               |
|-------------------------------|----------------------|----------------------------|
| Text Phone Number             |                      |                            |
| Call Answering Service        |                      |                            |
| Call Housing Authority Office | 413-436-7184         | Mon - Thurs 8 AM - 3:30 PM |
| Submit Online at Website      |                      |                            |
| Email to Following Email      |                      |                            |
| Other                         | 413-436-7184         | EXT 1 - Maintenance 24-7   |

**Work Order Management**

A. DHCD review of this housing authority's operations shows that the authority uses the following system for tracking work orders:

Type of work order system: DHCD's usual on-site review for this housing authority's work order system was cancelled due to the COVID-19 emergency.

Work order classification used:

|                          |  |
|--------------------------|--|
| Emergency                |  |
| Vacancy                  |  |
| Preventative Maintenance |  |
| Routine                  |  |
| Inspections              |  |
| Tenant Requests          |  |

B. We also track deferred maintenance tasks in our work order system.

C. Our work order process includes the following steps:

| Step | Description   | Checked steps are used by LHA       |
|------|---|-------------------------------------|
| 1    | Maintenance Request taken/submitted per the standard procedures listed above for the Emergency Request System and the Normal Maintenance Request Process. | <input checked="" type="checkbox"/> |
| 2    | Maintenance Requests logged into the work system  | <input checked="" type="checkbox"/> |
| 3    | Work Orders generated   | <input checked="" type="checkbox"/> |
| 4    | Work Orders assigned  | <input checked="" type="checkbox"/> |
| 5    | Work Orders tracked   | <input checked="" type="checkbox"/> |
| 6    | Work Orders completed/closed out  | <input checked="" type="checkbox"/> |
| 7    | Maintenance Reports or Lists generated  | <input checked="" type="checkbox"/> |

### Maintenance Plan Narrative

Following are Warren Housing Authority's answers to questions posed by DHCD.

- A. Narrative Question #1: How would you assess your Maintenance Operations based on feedback you've received from staff, tenants, DHCD's Performance Management Review (PMR) & Agreed Upon Procedures (AUP), and any other sources?

We have passed both the PMR & and Audits returned a favorable score. We have had no complaints from tenants - The feedback overall is good.

- B. Narrative Question #2: What changes have you made to maintenance operations in the past year?

We have not made any changes in the last year.

- C. Narrative Question #3: What are your maintenance goals for this coming year?

At this time we feel we have been doing the best we can and things are going smoothly. Thus we will keep to our original maintenance plan structure.

**D. Maintenance Budget Summary**

The budget numbers shown below are for the consolidated budget only. They do not include values from supplemental budgets, if any.

|                                  | Total Regular Maintenance Budget | Extraordinary Maintenance Budget |
|----------------------------------|----------------------------------|----------------------------------|
| Last Fiscal Year Budget          | \$146,652.00                     | \$12,800.00                      |
| Last Fiscal Year Actual Spending | \$151,704.00                     | \$12,800.00                      |
| Current Fiscal Year Budget       | \$150,032.00                     | \$0.00                           |

**E. Unit Turnover Summary**

|   |         |
|---|---------|
| # Turnovers Last Fiscal Year                                    | 16      |
| Average time from date vacated to make Unit "Maintenance Ready" | 33 days |
| Average time from date vacated to lease up of unit              | 70 days |

**Attachments**

These items have been prepared by the Warren Housing Authority and appear on the following pages:

Preventive Maintenance Schedule - a table of preventive maintenance items showing specific tasks, who is responsible (staff or vendor), and the month(s) they are scheduled

Deferred Maintenance Schedule - a table of maintenance items which have been deferred due to lack of resources.

# Preventative Maintenance Schedule

## Winthrop Terrace

### DAILY

Prioritize and complete works as necessary  
 Emergencies  
 Vacancy turn overs  
 Preventative maintenance  
 Work order requests

### WEEKLY

Clean Community Hall  
 Bathrooms, clean and deodorize, restock paper goods, mop.  
 Vacuum carpets, sweep and mop as needed  
 Wipe down laundry equipment, clean areas around them  
 Remove all trash from all buckets  
 Remove all yard waste trash and bring to dumpster

### WEEKLY "SEASONAL"

Mow grass, remove brush and overgrowth, tree pruning  
 Remove leaves and debris  
 Snow and ice removal

### MONTHLY

Check supply inventory, make orders as needed  
 Attend maintenance meetings as needed  
 Inspect and clean thoroughly all dryer vents, and laundry equipment  
 Check all fluids in equipment being used

### QUARTERLY

Jan-April-July-OCT

Inspect interior and exterior of buildings, report any changes

### SEMI-ANNUALLY

April/ November

April/ November

April/ November

May/ November

May/ November

May/ November

May/ November

June/ October

(Dans Gutter)

Turn off/on outside spigots as needed  
 Check door hardware, hinges, locks, closures, lube/adjust as needed  
 Change smoke detector batteries, check emergency lights  
 Clean HVAC systems in all apartments  
 Clean HVAC equipment in community hall  
 Clean #76 furnace filters, clean round furnace  
 Clean Gutters  
 Clean outside areas, cobwebs, trash areas, utility rooms

### ANNUALLY

March

April

April

April

April

October

November

November

November

November

(Brimfield Auto)

(Eastern Electronics)

(Fire EQP, Palmer)

2018 GMC Truck, MA inspection due  
 Clear all sidewalks and roadways of sand/salt  
 Repair any snow related damages  
 Clean snow equipment, service all equipment, put away in storage  
 Bring up all lawn equipment and make ready for spring  
 Prune all shrubs and prepare mulch beds for winter  
 Fire alarm testing and inspection  
 Fire extinguishers certified  
 Clean lawn equipment, service all equipment, put away in storage  
 Bring up all snow equipment and make ready for winter

# ***Preventative Maintenance Schedule West School Units & 540 Keys rd.***

|  |  |
|--|--|
| <b>DAILY</b>   | <b>Prioritize and complete works as necessary<br/>Emergencies<br/>Vacancy turn overs<br/>Preventative maintenance<br/>Work order requests</b>  |
| <b>WEEKLY</b>  | <b>Vacuum carpets, sweep and mop as needed<br/>Wipe down laundry equipment, clean areas around them<br/>Remove all trash from all buckets<br/>Remove all yard waste trash and bring to dumpster</b>  |
| <b>WEEKLY "SEASONAL"</b>   | <b>Mow grass, remove brush and overgrowth, tree pruning<br/>Remove leaves and debris<br/>Snow and ice removal</b>  |
| <b>QUARTERLY</b><br><b>Jan-April-July-OCT</b>  | <b>Inspect interior and exterior of buildings, report any changes</b>  |
| <b>SEMI_ANNUALLY</b><br><b>April/ November</b><br><b>April/ November</b><br><b>April/ November</b><br><b>May/ November</b><br><b>May/ November</b><br><b>June/ October</b><br><b>November-Progressive/ April</b> | <b>Turn off/on outside spigots as needed<br/>Change smoke detector batteries, check emergency lights<br/>Check door hardware, hinges, locks, closures, lube/adjust as needed<br/>Clean HVAC systems in all apartments<br/>Clean HVAC equipment in community hall<br/>Clean outside areas, cobwebs, trash areas, utility rooms<br/>Adjust hallway heaters heat storage system timer (West School)</b> |
| <b>ANNUALLY</b><br><b>April</b><br><b>April</b><br><b>October</b><br><b>November</b>   | <b>Clear all sidewalks and roadways of sand/salt<br/>Repair any snow related damages<br/>Prune all shrubs and prepare mulch beds for winter<br/>Fire alarm testing and inspection</b>  |

**(Eastern Electronics)**

# Warren Housing Authority

## Deferred Maintenance Plan

**Deferred Maintenance defined;** is maintenance, system upgrades, or repairs that are deferred to a future budget cycle or postponed until funding becomes available.

### **To address a deferred maintenance backlog, you must:**

1. Identify why projects, maintenance, and repairs have been deferred.
2. Recognize and understand the scale of the problem.
3. Quantify and communicate the financial impact of deferred maintenance.
4. Prioritize projects and develop a strategy to secure adequate funding.

### **Other reasons why maintenance could be postponed:**

- There is not enough manpower.
- Personnel do not have the expertise to perform maintenance.
- Repairs and upgrades can be addressed during renovation or modernization that is already planned for the near future.
- Maintenance would interrupt or interfere with business operations.
- The parts are not readily available when needed.

### **Prioritize projects and develop a strategy to secure adequate funding:**

- **Currently critical** (projects that require immediate action to return a facility to normal operation, stop accelerated deterioration, or correct a cited safety hazard).
- **Potentially critical** (projects that will become critical within 1 year if not corrected expeditiously).
- **Necessary, not yet critical** (projects that require reasonably prompt attention to preclude predictable deterioration or potential downtime and the associated damage and higher costs if deferred further).

### **Typical projects that may constitute deferred maintenance:**

- HVAC repair/replacement
- Plumbing repair/replacement
- Exterior/interior renovation
- Roofing repair/replacement
- Fire alarm/security systems
- Electrical systems
- Accessibility improvements

# Warren Housing Authority

## Deferred Maintenance Plan

|                             |                          |   |
|-----------------------------|--------------------------|---|
| <b>Cable Service</b>        | Comcast                  | <b>All cable related issues including new installations</b>   |
| <b>Camera System</b>        | WHA                      | <b>Administrator is John Williams</b>   |
| <b>Construction</b>         | Garland Construction     | <b>For all major renovations</b>  |
| <b>Electrical</b>           | Lagrant Electric         | <b>New installation, problem solving circuits, repair, electric heat</b>  |
| <b>Electric Service</b>     | National Grid            | <b>All properties</b>   |
| <b>Fire Alarms</b>          | Eastern Electronics      | <b>Annual testing, maintenance, repairs (November) (Was Friendly Security)</b>  |
| <b>Fire Extinguishers</b>   | FireFighting Equip       | <b>Annual testing, certification (November)</b>   |
| <b>Gutters</b>              | Dans Gutter              | <b>Cleaning</b>   |
| <b>HVAC</b>                 | Multiple Options         | <b>Girard Heating Westfield (West School Units)</b>   |
|                             |                          | <b>ACE (Alternative Creative Energy) Sutton (Winthrop Units)</b>  |
| <b>HVAC Complex</b>         |                          | <b>New England Mechanical Auburn (ALL ASPECTS OF HVAC)</b>  |
| <b>IP Phone Service</b>     | Ring Central             | <b>Administrator is John Williams</b>   |
| <b>Inspection Sticker</b>   | Brimfield Automotive     | <b>MASS vehicle inspection station</b>  |
| <b>Internet Service</b>     | Comcast                  | <b>Comcast cable modem for main office</b>  |
| <b>L&amp;G Small Repair</b> | Park Saw Shop            | <b>Repairs outside the scope of WHA</b>   |
| <b>L&amp;G/ Treework</b>    | Sablack Landscaping      | <b>For any yard work outside the scope of WHA maintenance<br/>(EX: Large tree cutting, Large equipment for moving dirt<br/>or snow piles)</b> |
| <b>OIL Delivery</b>         | Fountain & Sons          | <b>(Delivery to 540 keys rd)</b>  |
| <b>Paving</b>               | Fountain & Sons          | <b>Sidewalk paving, minor roadway repairs</b>   |
| <b>Pest Control</b>         | King Pest Control        | <b>For spraying building exteriors, apartments and hallways</b>   |
| <b>Phone Service</b>        | Verizon                  | <b>5 lines on business, all properties wired service</b>  |
| <b>Plumbing</b>             | BEC                      | <b>Valve replacements, more complex repairs</b>   |
| <b>Propane Delivery</b>     | Osterman Propane         | <b>(Delivery to #76 Winthrop terrace both floors)</b>   |
| <b>Roofing/Siding</b>       | Dans Gutter              | <b>Roofing, siding repairs</b>  |
| <b>Sewer/ Drains</b>        | 1 <sup>st</sup> American | <b>For work not able to be completed by WHA</b>   |
| <b>Snow</b>                 | SUBAGURU                 | <b>When needed for 2<sup>nd</sup> truck snow removal or if the WHA truck<br/>is out of service in an emergency</b>                            |
|                             | Warren DPW               | <b>For treating main roadways with salt (No Plowing, Winthrop only)</b>   |
| <b>Tractor Repairs</b>      | RT146                    | <b>All John Deere parts, repairs or service</b>   |
| <b>Truck Repairs</b>        | Brimfield Automotive     | <b>All related truck repairs not covered under manufacture warranty</b>   |
| <b>WIFI/Computers</b>       | Premier Online           | <b>Mesh network Wi-Fi, computers, tablets</b>   |

Operating Budget

The tables on the following pages show the approved budget and actual income and spending per budget account (row) for the fiscal year ending 12/31/2020. It also shows the approved budget for the current year (2021) if there is one, and the percent change from last year's spending to this year's approved budget. The final column shows the current approved amount for each account divided by the number of housing units and by 12 months to show the amount per unit per month (PUM). The chart does not show a draft budget for the coming fiscal year as that will typically be developed in the final month of the fiscal year.

The budget format and accounts are mandated by the Department of Housing and Community Development (DHCD). For a better understanding of the accounts and discussion of special situations see the notes following the budget tables and the "Definitions of Accounts" at the end of this section.

The LHA maintains a consolidated budget (400-1) for all state-aided 667 (Elderly), 200 (family), and 705 (scattered site family) developments owned by the LHA. It does not maintain separate budgets for each development, except as noted in the list of budgets below.

Budgets included in this Annual Plan:

- 1.Consolidated Budget (400-1) for all state-aided 667 (Elderly), 200 (family), and 705 (scattered site family) developments owned by Warren Housing Authority , except as noted for separate budgets on the following pages.

- 2.West School Family



**Operating Reserve**

The LHA's operating reserve is the amount of funds that an LHA sets aside to sustain itself during lean years, or to remedy urgent health and safety concern or address deferred maintenance items. In addition, while DHCD approves a fixed non-utility operating budget level for every LHA (called the Allowable Non-Utility Expense Level, or ANUEL), LHAs can propose a budget that exceeds that level, with the additional cost to be funded from the Operating Reserve, as long as the reserve will still remain above the minimum threshold set by DHCD.

DHCD defines a full (100%) Operating Reserve (OR) amount to be equal to one-half of the previous year's operating expenses and requires LHAs to maintain a minimum OR of 35% of this amount to cover any unplanned but urgent needs that may arise during the year and that can't be funded by the operating budget. If the reserve is between 20% and 35% of the full level, the LHA must obtain prior written approval from DHCD to spend reserve funds, unless the expense is to resolve a health and safety issue. If the reserve is below the 20% level, the LHA can only spend OR funds on health and safety issues. In both cases, the LHA should address the health and safety issue immediately but must retroactively inform DHCD and obtain its approval.

The Warren Housing Authority operating reserve at the end of fiscal year 2020 was \$129,036.00, which is 62.6% of the full reserve amount defined above.

| Consolidated Budget (400-1) for all state-aided 667 (Elderly), 200 (family), and 705 (scattered site family) developments owned by Warren Housing Authority , except as noted for separate budgets on the following pages. |  |                              |                              |                              |  |  |
|--|--|------------------------------|------------------------------|------------------------------|--|--|
| <b>REVENUE</b>   |  |                              |                              |                              |  |  |
| Account Number   | Account Class                              | 2020 Approved Revenue Budget | 2020 Actual Amounts Received | 2021 Approved Revenue Budget | % Change from 2020 Actual to 2021 Budget | 2021 Dollars Budgeted per Unit per Month |
| 3110   | Shelter Rent - Tenants                     | \$265,000.00                 | \$285,323.00                 | \$300,000.00                 | 5.1%                                     | \$390.63                                 |
| 3111   | Shelter Rent - Tenants - Fraud/Retroactive | \$0.00                       | \$0.00                       | \$0.00                       | 0%                                       | \$0.00                                   |
| 3115   | Shelter Rent - Federal Section 8           | \$0.00                       | \$0.00                       | \$0.00                       | 0%                                       | \$0.00                                   |
| 3190   | Nondwelling Rentals                        | \$0.00                       | \$0.00                       | \$0.00                       | 0%                                       | \$0.00                                   |
| 3400   | Administrative Fee - MRVP                  | \$0.00                       | \$0.00                       | \$0.00                       | 0%                                       | \$0.00                                   |
| 3610   | Interest on Investments - Unrestricted     | \$120.00                     | \$100.00                     | \$120.00                     | 20%                                      | \$0.16                                   |
| 3611   | Interest on Investments - Restricted       | \$0.00                       | \$0.00                       | \$0.00                       | 0%                                       | \$0.00                                   |
| 3690   | Other Revenue                              | \$16,200.00                  | \$18,435.00                  | \$16,200.00                  | -12.1%                                   | \$21.09                                  |
| 3691   | Other Revenue - Retained                   | \$26,000.00                  | \$26,075.00                  | \$13,750.00                  | -47.3%                                   | \$17.90                                  |
| 3692   | Other Revenue - Operating Reserves         | \$0.00                       | \$0.00                       | \$0.00                       | 0%                                       | \$0.00                                   |
| 3693   | Other Revenue - Energy Net Meter           | \$0.00                       | \$0.00                       | \$12,750.00                  | 100%                                     | \$16.60                                  |
| 3801   | Operating Subsidy - DHCD (4001)            | \$149,103.00                 | \$96,246.00                  | \$65,226.00                  | -32.2%                                   | \$84.93                                  |
| 3802   | Operating Subsidy - MRVP Landlords         | \$0.00                       | \$0.00                       | \$0.00                       | 0%                                       | \$0.00                                   |
| 3803   | Restricted Grants Received                 | \$0.00                       | \$0.00                       | \$0.00                       | 0%                                       | \$0.00                                   |
| 3920   | Gain/Loss From Sale/Disp. of Prop.         | \$0.00                       | \$0.00                       | \$0.00                       | 0%                                       | \$0.00                                   |
| 3000   | TOTAL REVENUE                              | \$456,423.00                 | \$426,179.00                 | \$408,046.00                 | -4.3%                                    | \$531.31                                 |

**Annual Plan 2022**  
**Annual Operating Budget**

| Consolidated Budget (400-1) for all state-aided 667 (Elderly), 200 (family), and 705 (scattered site family) developments owned by Warren Housing Authority , except as noted for separate budgets on the following pages. |   |                              |                           |                              |   |  |
|--|---|------------------------------|---------------------------|------------------------------|---|--|
| <b>EXPENSES</b>  |   |                              |                           |                              |   |  |
| Account Number   | Account Class                               | 2020 Approved Expense Budget | 2020 Actual Amounts Spent | 2021 Approved Expense Budget | % Change from 2020 Actual to 2021 Budget. | 2021 Dollars Budgeted per Unit per Month |
| 4110   | Administrative Salaries                     | \$43,265.00                  | \$42,813.00               | \$43,533.00                  | 1.7%                                      | \$56.68                                  |
| 4120   | Compensated Absences                        | \$0.00                       | \$0.00                    | \$0.00                       | 0%  | \$0.00                                   |
| 4130   | Legal                                       | \$3,500.00                   | \$0.00                    | \$3,500.00                   | 100%                                      | \$4.56                                   |
| 4140   | Members Compensation                        | \$0.00                       | \$0.00                    | \$0.00                       | 0%  | \$0.00                                   |
| 4150   | Travel & Related Expenses                   | \$2,163.00                   | \$-124.00                 | \$1,115.00                   | -999.2%                                   | \$1.45                                   |
| 4170   | Accounting Services                         | \$6,300.00                   | \$6,300.00                | \$6,300.00                   | 0%  | \$8.20                                   |
| 4171   | Audit Costs                                 | \$3,780.00                   | \$3,780.00                | \$3,780.00                   | 0%  | \$4.92                                   |
| 4180   | Penalties & Interest                        | \$0.00                       | \$0.00                    | \$0.00                       | 0%  | \$0.00                                   |
| 4190   | Administrative Other                        | \$11,964.00                  | \$8,599.00                | \$11,309.00                  | 31.5%                                     | \$14.73                                  |
| 4191   | Tenant Organization                         | \$384.00                     | \$0.00                    | \$384.00                     | 100%                                      | \$0.50                                   |
| 4100   | TOTAL ADMINISTRATION                        | \$71,356.00                  | \$61,368.00               | \$69,921.00                  | 13.9%                                     | \$91.04                                  |
| 4310   | Water                                       | \$46,800.00                  | \$50,296.00               | \$46,800.00                  | -7%                                       | \$60.94                                  |
| 4320   | Electricity                                 | \$13,800.00                  | \$-31,165.00              | \$24,150.00                  | -177.5%                                   | \$31.45                                  |
| 4330   | Gas   | \$5,265.00                   | \$2,665.00                | \$5,265.00                   | 97.6%                                     | \$6.86                                   |
| 4340   | Fuel  | \$0.00                       | \$0.00                    | \$0.00                       | 0%  | \$0.00                                   |
| 4360   | Net Meter Utility Debit/Energy Conservation | \$101,000.00                 | \$48,415.00               | \$12,750.00                  | -73.7%                                    | \$16.60                                  |
| 4390   | Other                                       | \$13,200.00                  | \$12,853.00               | \$13,200.00                  | 2.7%                                      | \$17.19                                  |
| 4391   | Solar Operator Costs                        | \$77,000.00                  | \$72,622.00               | \$77,000.00                  | 6%  | \$100.26                                 |
| 4392   | Net Meter Utility Credit (Negative Amount)  | \$-101,000.00                | \$-24,208.00              | \$-25,500.00                 | 5.3%                                      | \$-33.20                                 |
| 4300   | TOTAL UTILITIES                             | \$156,065.00                 | \$131,478.00              | \$153,665.00                 | 16.9%                                     | \$200.08                                 |

| Consolidated Budget (400-1) for all state-aided 667 (Elderly), 200 (family), and 705 (scattered site family) developments owned by Warren Housing Authority , except as noted for separate budgets on the following pages. |                                       |                              |                           |                              |  |  |
|--|---------------------------------------|------------------------------|---------------------------|------------------------------|--|--|
| <b>EXPENSES</b>  |                                       |                              |                           |                              |  |  |
| Account Number   | Account Class                         | 2020 Approved Expense Budget | 2020 Actual Amounts Spent | 2021 Approved Expense Budget | % Change from 2020 Actual to 2021 Budget | 2021 Dollars Budgeted per Unit per Month |
| 4410   | Maintenance Labor                     | \$107,421.00                 | \$98,860.00               | \$103,285.00                 | 4.5%                                     | \$134.49                                 |
| 4420   | Materials & Supplies                  | \$22,231.00                  | \$29,375.00               | \$23,747.00                  | -19.2%                                   | \$30.92                                  |
| 4430   | Contract Costs                        | \$17,000.00                  | \$23,469.00               | \$23,000.00                  | -2%                                      | \$29.95                                  |
| 4400   | TOTAL MAINTENANCE                     | \$146,652.00                 | \$151,704.00              | \$150,032.00                 | -1.1%                                    | \$195.35                                 |
| 4510   | Insurance                             | \$13,006.00                  | \$15,889.00               | \$17,498.00                  | 10.1%                                    | \$22.78                                  |
| 4520   | Payment in Lieu of Taxes              | \$1,260.00                   | \$1,260.00                | \$1,260.00                   | 0%                                       | \$1.64                                   |
| 4540   | Employee Benefits                     | \$12,539.00                  | \$13,885.00               | \$14,670.00                  | 5.7%                                     | \$19.10                                  |
| 4541   | Employee Benefits - GASB 45           | \$0.00                       | \$0.00                    | \$0.00                       | 0%                                       | \$0.00                                   |
| 4542   | Pension Expense - GASB 68             | \$0.00                       | \$0.00                    | \$0.00                       | 0%                                       | \$0.00                                   |
| 4570   | Collection Loss                       | \$1,900.00                   | \$2,530.00                | \$1,000.00                   | -60.5%                                   | \$1.30                                   |
| 4571   | Collection Loss - Fraud/Retroactive   | \$0.00                       | \$0.00                    | \$0.00                       | 0%                                       | \$0.00                                   |
| 4580   | Interest Expense                      | \$0.00                       | \$0.00                    | \$0.00                       | 0%                                       | \$0.00                                   |
| 4590   | Other General Expense                 | \$0.00                       | \$16,600.00               | \$0.00                       | -100%                                    | \$0.00                                   |
| 4500   | TOTAL GENERAL EXPENSES                | \$28,705.00                  | \$50,164.00               | \$34,428.00                  | -31.4%                                   | \$44.83                                  |
| 4610   | Extraordinary Maintenance             | \$12,800.00                  | \$12,800.00               | \$0.00                       | -100%                                    | \$0.00                                   |
| 4611   | Equipment Purchases - Non Capitalized | \$5,000.00                   | \$5,000.00                | \$0.00                       | -100%                                    | \$0.00                                   |
| 4612   | Restricted Reserve Expenditures       | \$0.00                       | \$0.00                    | \$0.00                       | 0%                                       | \$0.00                                   |
| 4715   | Housing Assistance Payments           | \$0.00                       | \$0.00                    | \$0.00                       | 0%                                       | \$0.00                                   |
| 4801   | Depreciation Expense                  | \$0.00                       | \$102,913.00              | \$0.00                       | -100%                                    | \$0.00                                   |
| 4600   | TOTAL OTHER EXPENSES                  | \$17,800.00                  | \$120,713.00              | \$0.00                       | -100%                                    | \$0.00                                   |
| 4000   | TOTAL EXPENSES                        | \$420,578.00                 | \$515,427.00              | \$408,046.00                 | -20.8%                                   | \$531.31                                 |

| Consolidated Budget (400-1) for all state-aided 667 (Elderly), 200 (family), and 705 (scattered site family) developments owned by Warren Housing Authority , except as noted for separate budgets on the following pages. |                                       |                      |                     |                      |  |  |
|--|---------------------------------------|----------------------|---------------------|----------------------|--|--|
| <b>SUMMARY</b>   |                                       |                      |                     |                      |  |  |
| Account Number   | Account Class                         | 2020 Approved Budget | 2020 Actual Amounts | 2021 Approved Budget | % Change from 2020 Actual to 2021 Budget | 2021 Dollars Budgeted per Unit per Month |
| 3000   | TOTAL REVENUE                         | \$456,423.00         | \$426,179.00        | \$408,046.00         | -4.3%                                    | \$531.31                                 |
| 4000   | TOTAL EXPENSES                        | \$420,578.00         | \$515,427.00        | \$408,046.00         | -20.8%                                   | \$531.31                                 |
| 2700   | NET INCOME (DEFICIT)                  | \$35,845.00          | \$-89,248.00        | \$0.00               | -100%                                    | \$0.00                                   |
| 7520   | Replacements of Equip. - Capitalized  | \$0.00               | \$0.00              | \$0.00               | 0%                                       | \$0.00                                   |
| 7540   | Betterments & Additions - Capitalized | \$0.00               | \$0.00              | \$0.00               | 0%                                       | \$0.00                                   |
| 7500   | TOTAL NONOPERATING EXPENDITURES       | \$0.00               | \$0.00              | \$0.00               | 0%                                       | \$0.00                                   |
| 7600   | EXCESS REVENUE OVER EXPENSES          | \$35,845.00          | \$-89,248.00        | \$0.00               | -100%                                    | \$0.00                                   |

**Annual Plan 2022**  
**Annual Operating Budget**

| West School Family |  |                              |                              |                              |  |  |
|--------------------|--|------------------------------|------------------------------|------------------------------|--|--|
| REVENUE            |  |                              |                              |                              |  |  |
| Account Number     | Account Class                              | 2020 Approved Revenue Budget | 2020 Actual Amounts Received | 2021 Approved Revenue Budget | % Change from 2020 Actual to 2021 Budget | 2021 Dollars Budgeted per Unit per Month |
| 3110               | Shelter Rent - Tenants                     | \$23,800.00                  | \$35,980.00                  | \$34,000.00                  | -5.5%                                    | \$472.22                                 |
| 3111               | Shelter Rent - Tenants - Fraud/Retroactive | \$0.00                       | \$0.00                       | \$0.00                       | 0%                                       | \$0.00                                   |
| 3115               | Shelter Rent - Federal Section 8           | \$41,432.00                  | \$27,632.00                  | \$31,016.00                  | 12.2%                                    | \$430.78                                 |
| 3190               | Nondwelling Rentals                        | \$0.00                       | \$0.00                       | \$0.00                       | 0%                                       | \$0.00                                   |
| 3400               | Administrative Fee - MRVP                  | \$0.00                       | \$0.00                       | \$0.00                       | 0%                                       | \$0.00                                   |
| 3610               | Interest on Investments - Unrestricted     | \$10.00                      | \$11.00                      | \$10.00                      | -9.1%                                    | \$0.14                                   |
| 3611               | Interest on Investments - Restricted       | \$0.00                       | \$0.00                       | \$0.00                       | 0%                                       | \$0.00                                   |
| 3690               | Other Revenue                              | \$1,500.00                   | \$2,641.00                   | \$1,500.00                   | -43.2%                                   | \$20.83                                  |
| 3691               | Other Revenue - Retained                   | \$0.00                       | \$215.00                     | \$0.00                       | -100%                                    | \$0.00                                   |
| 3692               | Other Revenue - Operating Reserves         | \$0.00                       | \$0.00                       | \$0.00                       | 0%                                       | \$0.00                                   |
| 3693               | Other Revenue - Energy Net Meter           | \$0.00                       | \$0.00                       | \$0.00                       | 0%                                       | \$0.00                                   |
| 3801               | Operating Subsidy - DHCD (4001)            | \$0.00                       | \$0.00                       | \$0.00                       | 0%                                       | \$0.00                                   |
| 3802               | Operating Subsidy - MRVP Landlords         | \$0.00                       | \$0.00                       | \$0.00                       | 0%                                       | \$0.00                                   |
| 3803               | Restricted Grants Received                 | \$0.00                       | \$0.00                       | \$0.00                       | 0%                                       | \$0.00                                   |
| 3920               | Gain/Loss From Sale/Disp. of Prop.         | \$0.00                       | \$0.00                       | \$0.00                       | 0%                                       | \$0.00                                   |
| 3000               | TOTAL REVENUE                              | \$66,742.00                  | \$66,479.00                  | \$66,526.00                  | 0.1%                                     | \$923.97                                 |

**Annual Plan 2022**  
**Annual Operating Budget**

| West School Family |   |                              |                           |                              |  |  |
|--------------------|---|------------------------------|---------------------------|------------------------------|--|--|
| EXPENSES           |   |                              |                           |                              |  |  |
| Account Number     | Account Class                               | 2020 Approved Expense Budget | 2020 Actual Amounts Spent | 2021 Approved Expense Budget | % Change from 2020 Actual to 2021 Budget | 2021 Dollars Budgeted per Unit per Month |
| 4110               | Administrative Salaries                     | \$4,263.00                   | \$4,227.00                | \$4,290.00                   | 1.5%                                     | \$59.58                                  |
| 4120               | Compensated Absences                        | \$0.00                       | \$0.00                    | \$0.00                       | 0%                                       | \$0.00                                   |
| 4130               | Legal                                       | \$0.00                       | \$0.00                    | \$0.00                       | 0%                                       | \$0.00                                   |
| 4140               | Members Compensation                        | \$0.00                       | \$0.00                    | \$0.00                       | 0%                                       | \$0.00                                   |
| 4150               | Travel & Related Expenses                   | \$48.00                      | \$8.00                    | \$24.00                      | 200%                                     | \$0.33                                   |
| 4170               | Accounting Services                         | \$2,340.00                   | \$2,340.00                | \$2,340.00                   | 0%                                       | \$32.50                                  |
| 4171               | Audit Costs                                 | \$0.00                       | \$0.00                    | \$0.00                       | 0%                                       | \$0.00                                   |
| 4180               | Penalties & Interest                        | \$0.00                       | \$0.00                    | \$0.00                       | 0%                                       | \$0.00                                   |
| 4190               | Administrative Other                        | \$361.00                     | \$194.00                  | \$346.00                     | 78.4%                                    | \$4.81                                   |
| 4191               | Tenant Organization                         | \$0.00                       | \$0.00                    | \$0.00                       | 0%                                       | \$0.00                                   |
| 4100               | TOTAL ADMINISTRATION                        | \$7,012.00                   | \$6,769.00                | \$7,000.00                   | 3.4%                                     | \$97.22                                  |
| 4310               | Water                                       | \$4,253.00                   | \$4,319.00                | \$4,253.00                   | -1.5%                                    | \$59.07                                  |
| 4320               | Electricity                                 | \$16,625.00                  | \$20,569.00               | \$16,625.00                  | -19.2%                                   | \$230.90                                 |
| 4330               | Gas   | \$0.00                       | \$0.00                    | \$0.00                       | 0%                                       | \$0.00                                   |
| 4340               | Fuel  | \$0.00                       | \$0.00                    | \$0.00                       | 0%                                       | \$0.00                                   |
| 4360               | Net Meter Utility Debit/Energy Conservation | \$0.00                       | \$0.00                    | \$0.00                       | 0%                                       | \$0.00                                   |
| 4390               | Other                                       | \$1,380.00                   | \$1,512.00                | \$1,380.00                   | -8.7%                                    | \$19.17                                  |
| 4391               | Solar Operator Costs                        | \$0.00                       | \$0.00                    | \$0.00                       | 0%                                       | \$0.00                                   |
| 4392               | Net Meter Utility Credit (Negative Amount)  | \$0.00                       | \$0.00                    | \$0.00                       | 0%                                       | \$0.00                                   |
| 4300               | TOTAL UTILITIES                             | \$22,258.00                  | \$26,400.00               | \$22,258.00                  | -15.7%                                   | \$309.14                                 |

**Annual Plan 2022**  
**Annual Operating Budget**

| West School Family |                                       |                              |                           |                              |   |  |
|--------------------|---------------------------------------|------------------------------|---------------------------|------------------------------|---|--|
| EXPENSES           |                                       |                              |                           |                              |   |  |
| Account Number     | Account Class                         | 2020 Approved Expense Budget | 2020 Actual Amounts Spent | 2021 Approved Expense Budget | % Change from 2020 Actual to 2021 Spent | 2021 Dollars Budgeted per Unit per Month |
| 4410               | Maintenance Labor                     | \$10,320.00                  | \$10,147.00               | \$9,995.00                   | -1.5%                                   | \$138.82                                 |
| 4420               | Materials & Supplies                  | \$2,500.00                   | \$1,467.00                | \$2,335.00                   | 59.2%                                   | \$32.43                                  |
| 4430               | Contract Costs                        | \$5,000.00                   | \$4,533.00                | \$5,000.00                   | 10.3%                                   | \$69.44                                  |
| 4400               | TOTAL MAINTENANCE                     | \$17,820.00                  | \$16,147.00               | \$17,330.00                  | 7.3%                                    | \$240.69                                 |
| 4510               | Insurance                             | \$1,270.00                   | \$1,546.00                | \$1,681.00                   | 8.7%                                    | \$23.35                                  |
| 4520               | Payment in Lieu of Taxes              | \$1,605.00                   | \$1,605.00                | \$1,605.00                   | 0%                                      | \$22.29                                  |
| 4540               | Employee Benefits                     | \$1,235.00                   | \$1,409.00                | \$1,427.00                   | 1.3%                                    | \$19.82                                  |
| 4541               | Employee Benefits - GASB 45           | \$0.00                       | \$0.00                    | \$0.00                       | 0%                                      | \$0.00                                   |
| 4542               | Pension Expense - GASB 68             | \$0.00                       | \$0.00                    | \$0.00                       | 0%                                      | \$0.00                                   |
| 4570               | Collection Loss                       | \$800.00                     | \$4,491.00                | \$400.00                     | -91.1%                                  | \$5.56                                   |
| 4571               | Collection Loss - Fraud/Retroactive   | \$0.00                       | \$0.00                    | \$0.00                       | 0%                                      | \$0.00                                   |
| 4580               | Interest Expense                      | \$0.00                       | \$0.00                    | \$0.00                       | 0%                                      | \$0.00                                   |
| 4590               | Other General Expense                 | \$14,052.00                  | \$14,052.00               | \$0.00                       | -100%                                   | \$0.00                                   |
| 4500               | TOTAL GENERAL EXPENSES                | \$18,962.00                  | \$23,103.00               | \$5,113.00                   | -77.9%                                  | \$71.01                                  |
| 4610               | Extraordinary Maintenance             | \$0.00                       | \$0.00                    | \$0.00                       | 0%                                      | \$0.00                                   |
| 4611               | Equipment Purchases - Non Capitalized | \$0.00                       | \$0.00                    | \$0.00                       | 0%                                      | \$0.00                                   |
| 4612               | Restricted Reserve Expenditures       | \$0.00                       | \$0.00                    | \$0.00                       | 0%                                      | \$0.00                                   |
| 4715               | Housing Assistance Payments           | \$0.00                       | \$0.00                    | \$0.00                       | 0%                                      | \$0.00                                   |
| 4801               | Depreciation Expense                  | \$0.00                       | \$14,529.00               | \$0.00                       | -100%                                   | \$0.00                                   |
| 4600               | TOTAL OTHER EXPENSES                  | \$0.00                       | \$14,529.00               | \$0.00                       | -100%                                   | \$0.00                                   |
| 4000               | TOTAL EXPENSES                        | \$66,052.00                  | \$86,948.00               | \$51,701.00                  | -40.5%                                  | \$718.07                                 |



**Annual Plan 2022**  
**Annual Operating Budget**

| West School Family |                                       |                      |                     |                      |  |  |
|--------------------|---------------------------------------|----------------------|---------------------|----------------------|--|--|
| <b>SUMMARY</b>     |                                       |                      |                     |                      |  |  |
| Account Number     | Account Class                         | 2020 Approved Budget | 2020 Actual Amounts | 2021 Approved Budget | % Change from 2020 Actual to 2021 Budget | 2021 Dollars Budgeted per Unit per Month |
| 3000               | TOTAL REVENUE                         | \$66,742.00          | \$66.479.00         | \$66.526.00          | 0.1%                                     | \$923.97                                 |
| 4000               | TOTAL EXPENSES                        | \$66,052.00          | \$86.948.00         | \$51.701.00          | -40.5%                                   | \$718.07                                 |
| 2700               | NET INCOME (DEFICIT)                  | \$690.00             | \$-20.469.00        | \$14.825.00          | -172.4%                                  | \$205.90                                 |
| 7520               | Replacements of Equip. - Capitalized  | \$0.00               | \$0.00              | \$0.00               | 0%                                       | \$0.00                                   |
| 7540               | Betterments & Additions - Capitalized | \$0.00               | \$0.00              | \$0.00               | 0%                                       | \$0.00                                   |
| 7500               | TOTAL NONOPERATING EXPENDITURES       | \$0.00               | \$0.00              | \$0.00               | 0%                                       | \$0.00                                   |
| 7600               | EXCESS REVENUE OVER EXPENSES          | \$690.00             | \$-20.469.00        | \$14.825.00          | -172.4%                                  | \$205.90                                 |

## Explanation of Budget Accounts

The following explains how each of the line items is to be prepared.

3110: Shelter Rent: The shelter rent projection should be based on the current rent roll plus anticipated changes expected from annual rent re-determinations or as a result of regulatory amendments.

3111: Shelter Rent – Tenants - Fraud/Retroactive: This account should be used for the reporting of total rent receipts from residents due to unreported income. These are often called fraud or retroactive balances. In cases where deficit LHAs discover, pursue cases, and have entered into a written fraud/retroactive re-payment agreement **with a present or former tenant who did not report income**, the LHA will be allowed to retain two-thirds of the funds recovered. One third of the total dollar amount recovered should be included in the LHA's quarterly or year-end Operating Statement as Shelter Rent, account #3111, and two-thirds of this total dollar amount should be included in Other Revenue-Retained, account #3691.

3115: Shelter Rent - Section 8: This account applies only to those developments receiving support through the federal government's Housing and Urban Development (HUD) Section 8 New Construction and/or Substantial Rehab Programs.

3190: Non-Dwelling Rental: This account should be credited with the rents, other than tenants rents reported in line 3110 and 3115, including charges for utilities and equipment, billed to lessees of non-dwelling facilities as well as apartments rented for non-dwelling purposes, such as social service programs.

3400: Administrative Fee- MRVP/AHVP: This account should be credited with Administrative Fees to be received for the MRVP/AHVP Program. The MRVP/AHVP administrative fee is \$50.00 per unit per month, as of July 1, 2020.

3610: Interest on Investments – Unrestricted: This account should be credited with interest earned on unrestricted administrative fund investments.

3611: Interest on Investments – Restricted: This account should be credited with interest earned on restricted administrative fund investments. For example, an LHA may receive a grant whose use is restricted to a specific purpose, and the interest income earned on that grant may also be restricted to the same purpose.

3690: Other Operating Revenues: This account should be credited with income from the operation of the project that cannot be otherwise classified. Income credits to this account include, but are not limited to, penalties for delinquent payments, rental of equipment, charges for use of community space, charges to other projects or programs for the use of central office management and maintenance space, commissions and profits from vending machines, including washing machines, and certain charges to residents for additional services, materials, and/or repairs of damage caused by neglect or abuse in accordance with the Department's regulations on lease provisions..

3691: Other Revenue – Retained: This account should be credited with certain miscellaneous revenue to be retained by the LHA, and which is not used to reduce the amount of operating subsidy the LHA is due. The most common examples for this account is receipts for the rental of roof antennas to cell phone providers and net meter credits earned on electricity bills from Net Meter Power Purchase Agreements (PPA's). Generally, surplus LHAs may retain 100% of these savings and deficit LHAs may retain 25% of the savings, with

the 75% balance used to offset its need for operating subsidy. However, for the period 7/1/16 through 6/30/20, all deficit LHAs may keep 100% of the net meter credit savings, while they can keep 50% effective 7/1/2020.

3692: Other Revenue - Operating Reserves: This account should be credited with funds that LHAs plan to utilize from their operating reserve accounts in excess of the Allowable Non-Utility Expense Level (ANUEL). To be approvable, LHA must maintain the DHCD prescribed operating reserve minimum level after deducting the amount budgeted. The only exception to this is when the expenses are for health and safety issues.

3693: Other Revenue – Net Meter: This account should normally be credited with 75% of the total net meter credit savings realized by a deficit LHA, while surplus LHAs with net meter credit savings would enter \$0 here. Savings are calculated as the value of the net meter credits appearing on the LHA’s electric bills (or, in some cases, paid in cash to the LHA by their utility company), minus the cost of the payments made to the solar power developer under their Power Purchase Agreement (PPA). Deficit LHAs normally may retain 25% of the savings. That amount should be included as Other Revenue – Retained on line #3691. However, please note that for the period 7/1/16 through 6/30/20 all LHAs may retain 100% of their total net meter credit savings, and should report those savings as Other Revenue – Retained on line #3691. LHAs can keep 50% of savings effective 7/1/2020.

3801: Operating Subsidy – DHCD (400-1): This account represents all state-funded operating subsidy to be received and or to be earned for the fiscal year. At the end of each fiscal year, this account will be adjusted in the operating statement to equal the actual subsidy earned by the LHA.

3802: Operating Subsidy – MRVP/AHVP Landlords:

The credit balance in this account represents the anticipated total receipts from DHCD during the fiscal year for housing assistance payments to landlords. At the end of each fiscal year this account will be adjusted to equal the actual subsidy earned.

3920: Gain/Loss from Sale or Disposition of Property (Capitalized or Non-Capitalized): The debit or credit balance of this account represents the following items: a) Cash proceeds from the sale of property that was either: 1) non-capitalized; or 2) capitalized and has been fully depreciated, and b) Realized gain or loss from the sale or disposition of capitalized property that has not been fully depreciated.

4110: Administrative Salaries: This account should be charged with the gross salaries of LHA personnel engaged in administrative duties and in the supervision, planning, and direction of maintenance activities and operating services during the operations period. It should include the salaries of the executive director, assistant executive director, accountants, accounting clerks, clerks, secretaries, project managers, management aides, purchasing agents, engineers, draftsmen, maintenance superintendents, and all other employees assigned to administrative duties.

4120: Compensated Absences: The debit balance in this account represents the actual cost incurred during the fiscal year for vacation, paid holidays, vested sick leave and earned compensatory time. This account includes both the direct compensated absences cost and associated employer payroll expenses (employment taxes, pension cost, etc.).

4130: Legal Expense: This account should be charged with retainers and fees paid to attorneys for legal services relating to the operation of the projects.

4140: Compensation to Authority Members: A local authority may compensate its members for performance of their duties and such other services as they may render to the authority in connection with its Chapter 200 development(s). Compensation for any other program is not authorized. Because of this, LHAs must base such compensation only on the actual rent receipts for these developments plus a prorated share of other operating receipts of funds on a per unit basis. The precise amount that members may be compensated is defined by statute to a maximum of \$40 per member per day, and \$50 for the chairperson per day. The total of all compensation to all board members is not to exceed two percent (2%) of actual gross income of Chapter 200 developments in any given year, consistent with the approved budget amount. In no case shall the payment of compensation exceed \$12,500 annually for the chairperson, or \$10,000 for any member other than the chairperson. Please note the statute requires the member to perform housing authority business in order to receive compensation.

4150: Travel and Related Expense: Legitimate travel expenses incurred by board members and staff in the discharge of their duties for any **state-aided program** are reimbursable from this account, as consistent with Department policy.

4170: Contractual Accounting Services: Fees for accounting services that are provided routinely and are contracted for on an annual basis. Only accounting services performed on a contractual basis (fee accountant) should be included in this item. Full or part-time LHA accounting staff that provides routine accounting services should be included in Account 4110, Administrative Salaries.

4171: Audit Costs: This account includes the state program's prorated share of audit fees paid to an Independent Public Accountant (IPA). The procurement of an IPA is necessary to satisfy the Federal Government's audit requirements. Costs for these services should be shared with all state and federal programs of LHA. **Audit costs are to be absorbed within the ANUEL.** The new Agreed Upon procedures (AUP) audit costs for state-assisted public housing programs should also be included in this account.

4180: Penalties and Interest: Any expenses incurred from penalties, fees, and interest paid on delinquent accounts shall be included in this line item.

4190: Administrative Other: This account is provided for recording the cost of administrative items for which no specific amount is prescribed in this 4100 group of accounts. It includes, but is not limited to, the cost of such items as: reports and accounting forms; stationery and other office supplies; postage; telephone services; messenger service; rental of office space; advertising for bids; publications; membership dues; collection agency & court costs, training costs; management fees, and fiscal agent fees.

4191: Tenant Organization: LTO Funding by the LHA. Upon request the LHA shall fund all LTOs in a city or town at the annual rate of \$6.00 per state-aided public housing unit occupied or available for occupancy by residents represented by such LTO(s) or an annual total of \$500.00 prorated among all such LTO(s), whichever is more. For more information on the creation and funding of LTOs see 760 CMR 6.09.

Authorities which operate computer learning centers, which are funded by the state consolidated budget or by other sources (which are typically recorded in line #3691 as "Other Revenue Retained", should budget the cost of the centers on this line.

4310: Water: This account should be charged with the cost of water and sewer charges purchased for all purposes.

4320: Electricity: This account should be charged with the total cost of electricity purchased for all purposes. Many LHAs have entered into Net Meter Credit Power Purchase Agreements (PPA's). In these deals, an LHA executes a contract with a solar power developer who constructs and owns an off- site solar electricity-generating site. In exchange for contracting to purchase a percentage of the solar power produced, the LHA receives a credit on its utility electric bill for each KWH purchased or in some cases receives a direct cash payment from their utility company. Please ensure that the amount charged to this account is the total cost of electricity BEFORE any reductions due to the receipt of net meter credits.

4330: Gas: This account should be charged with the cost of gas (natural, artificial, or liquefied) purchased for all purposes.

4340: Fuel: This account should be charged with the cost of coal, fuel oil, steam purchased, and any other fuels (except electricity and gas) used in connection with Local Housing Authority operation of plants for the heating of space or water supplied to tenants as a part of rent.

4360: Net Meter Utility Debit/Energy Conservation: This account is to be charged with costs incurred for energy conservation measures.

4390: Other Utilities: This account should be charged with the cost of utilities which are not provided for in accounts 4310 through 4360. In addition, for all quarterly or year-end operating statements 9/30/20 or later, and all budgets 6/30/21 or later, please use this line to record the total net meter credits earned as reported in Line 4392, MINUS the Solar Operator Costs reported in Line 4391, with the result expressed as a positive number. For example, if you reported -\$20,000 in Net Meter Utility Credits in Line 4392 and \$15,000 in Solar Operator Costs in Line 4391, you would subtract the \$15,000 reported on Line 4391 from the -\$20,000 reported on Line 4392, and post the remainder of \$5,000 on Line 4360, as a positive number. This number essentially represents the "net" savings the LHA earned from its net meter credit contract.

4391: Solar Operator Costs: Many LHAs have entered into Net Meter Credit Power Purchase Agreements (PPA's). In these deals, an LHA executes a contract with a solar power developer who constructs and owns an off-site solar electricity-generating site. The LHA makes regular (usually monthly) payments to the developer for its contracted share of the solar electricity produced by the site. Those payments should be entered in this account.

4392: Net Meter Utility Credit (Negative Amount): As noted in account #4391 above, many LHAs have executed Net Meter Credit Power Purchase Agreements (PPA's). In exchange for contracting to purchase a percentage of the solar power produced, the LHA receives a credit on its utility electric bill for each KWH purchased from the developer, which reduces the balance on its electric bill, or, in some cases, the credits are paid in cash to the LHA by the utility company. The total gross amount of the net meter credits that appear on the LHA's utility bills should be carried in this account and entered as a negative number. In cases where credits are paid in cash to the Host LHA, the net balance after paying out the amounts due the participating housing authorities, should also be carried in this account and entered as a negative number.

4410: Maintenance Labor: This account should be charged with the gross salaries and wages, or applicable portions thereof, for LHA personnel engaged in the routine maintenance of the project.

4420: Materials & Supplies: This account should be charged with the cost of materials, supplies, and expendable equipment used in connection with the routine maintenance of the project. This includes the operation and maintenance of automotive and other movable equipment, and the cost of materials, supplies, and expendable equipment used in connection with operating services such as janitorial services, elevator services, extermination of rodents and household pests, and rubbish and garbage collection.

4430: Contract Costs: This account should be charged with contract costs (i.e. the cost of services for labor, materials, and supplies furnished by a firm or by persons other than Local Authority employees) incurred in connection with the routine maintenance of the project, including the maintenance of automotive and other movable equipment. This account should also be charged with contract costs incurred in connection with such operating services as janitorial services, fire alarm and elevator service, extermination of rodents and household pests, rubbish and garbage collection, snow removal, landscape services, oil burner maintenance, etc.

4510: Insurance: Includes the total amount of premiums charged all forms of insurance. Fire and extended coverage, crime, and general liability are handled by DHCD on a statewide basis. All other necessary insurance policies include: Workers' Compensation, boiler, vehicle liability and owner, etc.

4520: Payments in Lieu of Taxes:

This account should be charged with all payments in lieu of taxes accruing to a municipality or other local taxing body.

4540: Employee Benefits: This account should be charged with local housing authority contributions to employee benefit plans such as pension, retirement, and health and welfare plans. It should also be charged with administrative expenses paid to the State or other public agencies in connection with a retirement plan, if such payment is required by State Law, and with Trustee's fees paid in connection with a private retirement plan, if such payment is required under the retirement plan contract.

Employee benefits are based upon a given percentage of the total payroll; therefore, the total amount approved in this account will be based on the approved budgeted salaries representing the state's fair share.

4541: Employee Benefits - GASB 45: This line covers "Other Post-Employment Benefits" (OPEB). Of the total benefits offered by employers to attract and retain qualified employees, some benefits, including salaries and active-employee healthcare are taken while the employees are in active service, whereas other benefits, including post-employment healthcare and other OPEB are taken after the employees' services have ended. Nevertheless, both types of benefits constitute compensation for employee services. In accordance with required accounting practices, this amount is not projected in the budget (and is therefore blank) but the estimated future costs of this item is carried in the operating statement.

4542: Pension Expense – GASB 68: The primary objective of GASB 68 Statement is to improve accounting and financial reporting for pension costs. It also improves information provided by state and local governmental employers about financial support for pensions that is provided by other entities. As with account 4541 above, in accordance with required accounting practices, this amount is not projected in the budget (and is therefore blank) but the estimated future costs of this item is carried in the operating statement.

4570: Collection Loss: The balance in this account represents the estimated expense to cover unexpected losses for tenant rents. Note: Do not include losses from fraud/retroactive balances here. Report them in Account 4571 – Collection Loss – Fraud/Retroactive.

4571: Collection Loss – Fraud/Retroactive: The balance in this account represents the estimated expense to cover unexpected losses for tenant rents due to unreported income, i.e. fraud/retroactive balances.

4580: Interest Expense: The debit balance in this account represents the interest expense paid and accrued on loans and notes payable. This debt can be from operating borrowings or capital borrowings.

4590: Other General Expense: This account represents the cost of all items of general expenses for which no specific account is prescribed in the general group of accounts.

4610: Extraordinary Maintenance – Non-Capitalized: This account should be debited with all *costs* (labor, materials and supplies, expendable equipment (such as many tools or routine repair parts), and contract work) of repairs, replacements (but not replacements of non-expendable equipment), and rehabilitation of such a substantial nature that the work is clearly not a part of the routine maintenance and operating program. The items charged to this account should not increase the useful life or value of the asset being repaired. These items are not capitalized and are not added as an increase to fixed assets at the time of completion. Nor are these items depreciated. An example of this would be scheduled repainting of apartments.

4611: Equipment Purchases – Non-Capitalized: This account should be debited with the costs of equipment that does not meet the LHA's criteria for capitalization. Because these items are being expended when paid, they should not be categorized as a fixed asset and therefore will not be depreciated. These items include stoves, refrigerators, small tools, most computers and software, etc.

The budget is a planning tool and as our portfolio ages it is essential that LHAs evaluate their properties annually and plan for extraordinary maintenance. To that end DHCD very strongly recommends that for all 400-1 operating budgets, depending on the age of the portfolio and condition, LHAs spend between \$100 and \$500 a year per unit in Extraordinary Maintenance, Equipment Purchases, Replacement of Equipment, and Betterments & Additions to ensure that the aging public housing stock is preserved.

4715: Housing Assistance Payments: This account should be debited with all housing assistance payments paid to landlords for the MRVP program on a monthly basis.

4801: Depreciation Expense: This account should be debited with annual fixed asset depreciation expenses as determined by the LHA's capitalization policy.

7520: Replacement of Equipment – Capitalized: This account should be debited with the acquisition cost (only the net cash amount) of non-expendable equipment purchased as a replacement of equipment of substantially the same kind. These items, such as vehicles, computers, or furniture, meet the LHA's criteria for capitalization and will also be added to fixed assets and therefore depreciated over the useful life.

7540: Betterments & Additions – Capitalized: This account should be debited with the acquisition cost (only the net cash amount) of non-expendable equipment and major non-routine repairs that are classified as a betterment or addition. These items meet the LHA's criteria for capitalization and will also be added to fixed

assets and therefore depreciated over the useful life of the asset. Examples are: major roof replacement, structural repairs such as siding, or major paving work.

In accordance with GAAP accounting, inventory purchases (Replacement of Equipment and Betterments & Additions) are distinguished between capitalized and non-capitalized items. Any inventory or equipment purchase greater than \$5,000 is required by DHCD to be capitalized, inventoried and depreciated. Any inventory or equipment purchase costing \$1,000 to \$4,999 should be inventoried by LHA staff for control purposes only but is not subject to capitalization or depreciation, it is, however, required to be expensed when the items are paid for. An LHA's inventory listing should include both capitalized and non-capitalized items of \$1,000 and more, as well as all refrigerators and stoves of any value. All items that appear on the inventory listing should be tagged with a unique identification number, and all refrigerators and stoves (regardless of value) should be tagged. LHAs may adopt a capitalization policy that capitalizes inventory purchases at a lesser amount than the \$5,000 requirement (i.e. \$1,000 - \$4,999); however, no capitalization policy can have an amount higher than \$5,000. Any inventory or equipment purchases costing \$0 to \$999 are to be expensed when paid for.



**PMR Narrative Responses****Narrative Responses to the Performance Management Review (PMR) Findings**

DHCD has cancelled publication of Performance Management Reviews for fiscal years ending 3/31/2020 through 12/31/2020 due to disruptions of normal operations in response to the COVID-19 virus. Therefore, there are no ratings included in this report.

## Explanation of PMR Criteria Ratings

| CRITERION                                | DESCRIPTION   |
|--|---|
| <b>Management</b>                        |   |
| Occupancy Rate                           | <p>The rating is calculated using the following formula: (Total Number of Occupied units on Monthly Report divided by (Total Number of Units Minus Units that Received a Waiver Minus Number of Units Vacant less than 30 days on Monthly Report)</p> <ul style="list-style-type: none"> <li>• “No Findings” : Occupancy Rate is at or above 98%</li> <li>• Operational Guidance: Occupancy rate is at 95% up to 97.9%</li> <li>• Corrective Action: Adjusted occupancy rate is less than 95%</li> </ul>  |
| Tenant Accounts Receivable (TAR)         | <p>This criterion calculates the percentage of uncollected rent and related charges owed by starting with the amount reported by the LHA, as uncollected balances for the TAR (Account 1122 from the Balance Sheet) minus Normal Repayment Agreements* divided by Shelter (Tenant) Rent (account 3110 from the Operating Statement)</p> <ul style="list-style-type: none"> <li>• “No Findings” : At or below 2%</li> <li>• “Operational Guidance”: More than 2% , but less than 5%</li> <li>• “Corrective Action”: 5% or more</li> </ul>            |
| Certifications and Reporting Submissions | <p>Housing authorities are required to submit 4 quarterly vacancy certifications by end of the month following quarter end; 4 quarterly operating statements and 4 Tenant Accounts Receivable (TAR) reports within 60 days of quarter end.</p> <ul style="list-style-type: none"> <li>• “No Findings”: At least 11 of the required 12 reports were submitted and at least 9 were submitted on time.</li> <li>• “Operational Guidance”: Less than 11 of the required 12 reports were submitted and/or less than 9 were submitted on time.</li> </ul> |
| Board Member Training                    | <p>Percentage of board members that have completed the mandatory online board member training.</p> <ul style="list-style-type: none"> <li>• “No Findings” : 80% or more completed training</li> <li>• “Operational Guidance” : 60-79.9% completed training</li> <li>• “Corrective Action” : &lt;60 % completed training</li> </ul>  |

| CRITERION                                | DESCRIPTION  |
|--|--|
| <b>Financial</b>                         |  |
| Adjusted Net Income                      | <p>The Adjusted Net Income criterion calculation starts with an LHA's Net Income and subtracts Depreciation, GASB 45 (Retirement Costs), GASB 68 (Retirement Costs), Extraordinary Maintenance (maintenance expense outside of routine/ordinary expenses), and Equipment Purchases – Non Capitalized. This Adjusted Net Income amount is then divided by the Total Expenses of the LHA. If this Adjusted Net Income amount is positive, it means underspending and if it is negative it means overspending.</p> <p>Underspending Rating:</p> <ul style="list-style-type: none"> <li>• "No Findings" : 0 to 9.9%</li> <li>• "Operational Guidance": 10 to 14.9%</li> <li>• "Corrective Action": 15% or higher</li> </ul> <p>Overspending Rating:</p> <ul style="list-style-type: none"> <li>• "No Findings" : 0 to -4.9%</li> <li>• "Operational Guidance": -5% to -9.9%</li> <li>• "Corrective Action": -10% or below</li> </ul> |
| Operating Reserves                       | <p>Current Operating Reserve as a percentage of total maximum reserve level. Appropriate reserve level is buffer against any unforeseen events or expenditures.</p> <ul style="list-style-type: none"> <li>• "No Findings" :35%+ of maximum operating reserve</li> <li>• "Operational Guidance": 20% to 34.9% of maximum operating reserve</li> <li>• "Corrective Action": &lt;20% of maximum operating reserve</li> </ul>   |
| <b>Capital Planning</b>                  |  |
| Capital Improvement Plan (CIP) Submitted | <p>Housing authorities are required to submit a five-year capital plan every year.</p> <ul style="list-style-type: none"> <li>• "No Findings" =Submitted on time and no modifications required or modifications made within 45 days.</li> <li>• "Operational Guidance" =Up to 45 days late and no modifications required or modifications made within 45 days.</li> <li>• "Corrective Action" =More than 45 days late or modifications required and not completed within 45 days.</li> </ul>   |
| Capital Spending                         | <p>Under the Formula Funding Program (FF), authorities receive undesignated funds to spend on projects in their Capital Improvement Plan. They are rated on the percentage of available funds they have spent over a three-year period</p> <ul style="list-style-type: none"> <li>• "No Findings" = at least 80%</li> <li>• "Operational Guidance" = At least 50%</li> <li>• "Corrective Action" = Less than 50%</li> </ul>  |

| CRITERION                                | DESCRIPTION  |
|--|--|
| <b>Health &amp; Safety</b>               |  |
| Health & safety violations               | DHCD has observed conditions at the LHA's developments and reported health and safety violations. The LHA has certified the number of corrected violations in each category.   |
| <b>Facility Management - Inspections</b> |  |
| Unit Inspections Conducted               | Housing authorities are required to conduct inspections of all their occupied units at least once a year <ul style="list-style-type: none"> <li>• "No Findings": 100 % of sampled units had inspections conducted once during the year</li> <li>• "Corrective Action": Fewer than 100% of sample units were inspected during the year</li> </ul>   |
| Inspections Report                       | Housing authorities are required to note all of the deficiencies found during inspections <ul style="list-style-type: none"> <li>• "No Findings": 100 % of deficiencies are noted on inspection report</li> <li>• "Corrective Action": Fewer than 100% of deficiencies are noted in inspection report</li> </ul>   |
| Inspection Work Order                    | Housing authorities are required to generate work orders for all deficiencies noted during inspections <ul style="list-style-type: none"> <li>• "No Findings": 100 % of deficiencies noted on inspection reports generated work orders</li> <li>• "Corrective Action": Fewer than 100% of deficiencies noted on inspection reports generated work orders</li> </ul>  |
| Work Order System                        | Work order system identifies, tracks, and can produce reports for inspection work orders. <ul style="list-style-type: none"> <li>• "No Findings": Inspection work orders are identified, tracked, and reportable</li> <li>• "Operational Guidance": Inspection work orders are not identified, and/or tracked, and/or reportable</li> </ul>  |
| Inspections Work Orders Completed        | Inspection work orders were completed within 30 calendar days from the date of inspection, OR if cannot be completed within 30 calendar days, are added to the Deferred Maintenance Plan or included in the Capital Improvement Plan in the case of qualifying capital repairs (unless health/safety issue). <ul style="list-style-type: none"> <li>• "No Findings": Sampled inspection work orders were completed within 30 days of inspection date or added to deferred maintenance plan and/or CIP</li> <li>• "Operational Guidance": Sampled inspection work orders were completed within 31 to 45 calendar days of inspection date and not added to deferred maintenance plan or CIP</li> <li>• "Corrective Action": Sampled inspection work orders were completed in over 45 calendar days of inspection date</li> </ul> |

| CRITERION                                      | DESCRIPTION  |
|--|--|
| <b>Facility Management – Work Order System</b> |  |
| Emergency Work Orders Properly Defined         | <p>Emergency work orders should be defined per <u>Property Management Guide</u>, identified, tracked, reportable.</p> <ul style="list-style-type: none"> <li>• “No Findings”: Emergency work orders defined per <u>Property Management Guide</u>, identified, tracked, reportable</li> <li>• “Operational Guidance”: Emergency work orders are not defined per <u>Property Management Guide</u>, and/or identified, and/or tracked, and/or reportable</li> </ul>   |
| Emergency Work Orders Initiation               | <p>Emergency work orders should be initiated within 24 to 48 hours.</p> <ul style="list-style-type: none"> <li>• “No Findings”: Emergency work orders initiated within 24-48 hours</li> <li>• “Corrective Action”: Emergency work orders not initiated within 24-48 hours</li> </ul>   |
| Vacancy Work Orders                            | <p>Vacancy work orders should be identified, tracked and reportable.</p> <ul style="list-style-type: none"> <li>• “No Findings”: Vacancy work orders identified, tracked AND reportable</li> <li>• “Corrective Action”: Vacancy work orders are not identified, and/or tracked, and/or reportable</li> </ul>   |
| Vacancy Work Orders Completed                  | <p>Vacancy work orders should be completed within 30 calendar days or if not completed within that timeframe, LHA has a waiver.</p> <ul style="list-style-type: none"> <li>• “No Findings”: Vacancy work orders are completed within 30 calendar days or if not completed within timeframe, LHA has a waiver</li> <li>• “Operational Guidance”: Vacancy work orders completed within 31-60 calendar days</li> <li>• “Corrective Action”: Vacancy work orders completed 61+ calendar days</li> </ul>                          |
| Preventive Maintenance Program                 | <p>Housing authorities are required to maintain a comprehensive preventive maintenance program in which preventive work orders are identified, tracked, and reportable.</p> <ul style="list-style-type: none"> <li>• “No Findings”: A comprehensive preventive maintenance program exists and work orders are identified, tracked and reportable</li> <li>• “Corrective Action”: A comprehensive preventive maintenance program does not exist OR work orders are not identified and/or tracked and/or reportable</li> </ul> |
| Routine Work Orders                            | <p>Routine work orders should be identified, tracked, reportable and completed regularly.</p> <ul style="list-style-type: none"> <li>• “No Findings”: Routine work orders identified, tracked, reportable and completed regularly</li> <li>• “Operational Guidance”: Routine work orders are not identified, and/or tracked and/or reportable, and/or completed regularly</li> </ul>   |

| CRITERION                        | DESCRIPTION   |
|----------------------------------|---|
| Requested Work Orders            | <p>Requested work orders should be identified, tracked and reportable.</p> <ul style="list-style-type: none"> <li>• “No Findings”: Requested work orders identified, tracked, reportable and completed regularly</li> <li>• “Operational Guidance”: Requested work orders are not identified and/or tracked and/or reportable, and or completed regularly</li> </ul>  |
| Requested Work Orders Completion | <p>Requested work orders should be completed in 14 calendar days from the date of tenant request or if not completed within that timeframe (and not a health or safety issue), the task should be added and completed in a timely manner as a part of the Deferred Maintenance Plan and/or CIP.</p> <ul style="list-style-type: none"> <li>• “No Findings”: Requested work orders are completed within 14 calendar days of tenant request OR added to deferred maintenance plan and/or CIP</li> <li>• “Operational Guidance”: Requested work orders are completed within 15-30 calendar days from the date of tenant request</li> <li>• “Corrective Action”: Requested work orders are completed in over 30 calendar days from the date of tenant request OR not completed</li> </ul> |
| Emergency Response System        | <p>Housing authorities should have a 24 Hour Emergency Response System and distribute Emergency Definition to Residents, Staff, and Answering Service (if applicable).</p> <ul style="list-style-type: none"> <li>• “No Findings”: A 24-hour system for responding to emergencies exists AND definitions of emergencies have been distributed to staff, residents and answering service, if applicable</li> <li>• “Operational Guidance”: System exists, but no definition has been distributed</li> <li>• “Corrective Action”: Neither a system nor distributed definitions exist</li> </ul>   |



## **Policies**

The following policies are currently in force at the Warren Housing Authority:

| <b>Policy</b>           | <b>Last Ratified<br/>by Board Vote</b> | <b>Notes</b>                                    |
|-------------------------|--|---|
| *Rent Collection Policy | 09/08/2020                             |   |
| *Personnel Policy       | 09/08/2020                             | New Personnel Policy will be ratified on 9/8/20 |
| *Capitalization Policy  | 09/08/2020                             |   |
| *Procurement Policy     | 09/08/2020                             |   |
| *Grievance Policy       | 09/08/2020                             |   |

\* Starred policies are required by DHCD. Policies without a "Latest Revision" date are not yet in force.

The list of policies has been provided by the LHA and has not been verified by DHCD.



**Waivers**

AP-2022-Warren Housing Authority-00372 has no current waivers from the regulations of the Department of Housing and Community Development (DHCD).

## Glossary

**ADA:** Americans with Disabilities Act. Often used as shorthand for accessibility related issues or improvements.

**AHVP:** Alternative Housing Voucher Program

**Alternative Housing Voucher Program** provides rental vouchers to disabled applicants who are not elderly and who have been determined eligible for Chapter 667 (elderly and disabled) housing.

**Allowable Non-Utility Expense Level (ANUEL)** is the amount of non-utility expense allowed for each local housing authority based upon the type(s) of housing programs administered.

**ANUEL:** Allowable Non-Utility Expense Level

**AP:** Annual Plan

**Annual Plan:** A document prepared by each Local Housing Authority, incorporating the Capital Improvement Plan (CIP), Maintenance and Repair Plan, Budget, responses to the Performance Management Review, and other elements.

**Cap Share** is the amount of Formula Funding spending approved by DHCD for each year.

**Capital Funds:** Funds provided by DHCD to an LHA for the modernization and preservation of state-aided public housing, including Formula Funds and Special Capital Funds.

**Capital Needs Assessment**, similar to the CIP, often used for developments in the Section 8 New Construction/Substantial Rehabilitation program. Such developments are generally not eligible for state capital funds and therefore do not participate in the CIP process. However, to track their ongoing capital needs and plan for construction projects to address those needs, they often conduct a CNA to determine when building systems will wear out and need to be replaced, and what replacement will cost, so they can plan to ensure that the necessary funding will be available

**Capital Projects** are projects that add significant value to an asset or replace building systems or components. Project cost must be greater than \$1000.

**CIMS** is a web-based software system used for creating CIP's and Annual Plans. For the CIP, the CIMS program allows the LHA to prioritize, select and schedule projects, assign funding sources and direct project spending to specific fiscal years to create a CIP that is consistent with the LHA's FF award amount and FF cap shares, plus any additional funding resources the LHA has identified. The LHA submits its CIP and DHCD conducts its review of the LHA's CIP in CIMS. For the Annual Plan CIMS imports data from other DHCD systems and combines that with data entered by the LHA.

**CIP:** A Capital Improvement Plan (CIP) is a five (5) year plan which identifies capital projects, provides a planning scope, schedule and budget for each capital project and identifies options for financing and implementing the plan. The contents of a CIP are limited to available resources. An approved CIP is required in order to receive Formula Funds.

**CNA:** Capital Needs Assessment

**CPS** is DHCD's transparent Web-based capital planning system that catalogues the condition of every building and site in the statewide public housing portfolio, providing LHAs with detailed technical information to make strategic long-term capital investments. It includes a Facility Condition Index (FCI) for every development that compares the value of expired components of a development relative to its replacement cost.

**Deferred Maintenance** is maintenance, upgrades, or repairs that are deferred to a future budget cycle or postponed for some other reason. Sometimes it is referred to as extraordinary maintenance.

**Deficit housing authority:** a housing authority whose income (mainly from rent) does not cover all its normal operating costs in its approved operating budget, and which therefore operates at a deficit and requires operating subsidy from DHCD.

**DHCD:** Massachusetts Department of Housing & Community Development

**Extraordinary Maintenance:** see the description for budget line 4610 in the Explanation of Budget Accounts in the Budget Section of this Annual Plan.

**FF:** Formula Funding

**Formula Funding** is state bond funding allocated to each LHA according to the condition (needs) of its portfolio in comparison to the entire state-aided public housing portfolio.

**FYE:** Fiscal Year End

**HHA Administrative Fee** is the fee paid to an HHA from the RCAT Program budget.

**HHA:** Host Housing Authority for the RCAT program.

**Host Housing Authority (HHA).** An LHA selected by the Department to employ and oversee an RCAT.

**HUD:** U.S. Department of Housing and Urban Development

**LHA:** Local Housing Authority

**LTO:** Local Tenants Organization

**Management and Occupancy Report:** This is an annual HUD review process that is used to evaluate the performance of developments in various HUD housing programs, including the Section 8 New Construction/Substantial Rehabilitation program, which some LHAs operate. It is similar to the state PMR process in that it evaluates LHA performance on variety of financial, housing quality, and other standards

**Massachusetts Rental Voucher Program (MRVP)** is a state-funded program that provides rental subsidies to low-income families and individuals.

**MOR:** Management and Occupancy Report

**MRVP:** Massachusetts Rental V DHCD's annual review of each housing authority's performance. It pulls together data on the authority's occupancy rates, tenant accounts receivables, accounts payable, budget variance, operating reserve, capital improvement plan submission, capital spending, annual inspections and work order and maintenance systems to identify and address areas of strength and areas for development. Its goal is to allow DHCD and the LHA to

take a deep dive into the data, lift up best practices, and work together towards improving operations of our Program.

**Performance Management Review (PMR):**

**PMR:** Performance Management Review

**RCAT:** Regional Capital Assistance Team

**Regional Capital Assistance Team:** One of three organizations employed at HHAs designated by the Department to carry out the RCAT Program.

**Sec.8 NC/SR (or S8NCSR):** Section 8 New Construction and Substantial Rehabilitation

**Section 8 New Construction and Substantial Rehabilitation (Sec.8 NC/SR):** This term refers to a federal HUD housing program operated at a small number of state public housing developments whose construction was funded by state grants, but whose ongoing operating costs are supported by project-based subsidies from HUD's federal Section 8 program, rather than from state public housing operating funds..

**Special Awards:** In addition to allocations to each LHA, DHCD has created limited set aside funds to provide for extreme emergency or code compliance needs which are beyond the capacity of an LHA's current FF balance.

**Surplus housing authority:** a housing authority whose income (mainly from rent) covers all its normal operating costs in its approved operating budget, and which therefore operates at a surplus and does not require operating subsidy from DHCD.

**Attachments**

The following items have been uploaded as attachments to this Annual Plan.

Due to the COVID-19 emergency, on-site Performance Management Review (PMR) assessments by the Facilities Management Specialists were cancelled for the December fiscal year end housing authorities. Therefore, the Facility Management categories have been omitted from the PMR document.

- Cover sheet for AP
- Tenant Satisfaction Survey 667 Program

## **Resident Surveys – Background**

Since 2016 DHCD has been working with the Center for Survey Research (CSR) at the University of Massachusetts Boston to survey residents in the state public housing units it oversees. The surveys are confidential, mailed directly to the residents and returned to the Center by mail (or, starting in 2019, completed on-line). CSR surveys residents of elderly/disabled units (also known as c. 667 developments) and family units (also known as c. 705 and c. 200 developments).

During each round, all individual residents are mailed surveys, with one exception: in the case of the twelve housing authorities with more than 225 c. 200 family units, a randomly selected group of 225 residents was surveyed at each housing authority. This group was determined to be large enough to generate statistically useful results. In both rounds, responses from c.200 and c.705 residents are always combined together.

### **Round One Surveys (2016 – 2018)**

In Round One of the surveys, CSR surveyed residents of elderly/disabled developments (c. 667) in three groups in the Fall of 2016, 2017 and 2018. CSR surveyed residents of family units (c. 705 and c. 200 developments) in the Spring of 2016. (Note: there are many more c. 667 units, so they were broken down into three groups).

#### *Notes re: Round One Surveys*

1. In previous publications of this survey data, if there were at least twenty responses from residents of an authority's c.667 units or from their c.200/705 units, then there is a separate report for that program.
2. However, to be consistent with the new Round Two methodology described below, we recalculated the Round One data using the new methodology. Since we no longer combine c.667 results with c.200/705 results, a number of LHAs no longer have a report for their c.200/705 units, given the small data set for those units.

### **Round Two Surveys (2019 – 2022)**

Round Two of the surveys began in 2019. CSR surveyed about one-third of the elderly/disabled residents in Fall 2019 and all of the family residents in Fall 2020. We expect the remaining elderly/disabled residents to be surveyed in Fall 2021 and Fall 2022.

#### *Notes re: Round Two Surveys*

1. We refined our reporting methodology and will issue survey results for any program (c. 667 or c. 200/705) meeting these requirements:
  - 8-19 completed surveys received, if the response rate is at least 40%
  - 20-29 completed surveys received, if the response rate is at least 20%
  - 30+ completed surveys received, if the response rate is at least 15%
2. Responses from the family units will not be combined with responses from elderly/disabled units as they were in Round One. Since the variance between the results of the elderly/disabled and family programs was sometimes significant, combining the two was determined to yield less accurate results.

# WARREN HOUSING AUTHORITY

## Chapter 667 Housing Summary 2016 - 2018

DHCD is working with the Center for Survey Research at the University of Massachusetts Boston to survey residents in the housing units it oversees.

### Fall 2016:

- Surveys were sent to 9624 housing units (Chapter 667). 5511 surveys were filled out and returned.

### Fall 2017:

- Surveys were sent to 6024 housing units (Chapter 667). 3391 surveys were filled out and returned.

### Fall 2018:

- Surveys were sent to 13,304 housing units (Chapter 667). 6717 surveys were filled out and returned.
- In the **Warren Housing Authority**, surveys were sent to a total of **57** housing units (Chapter 667); **24** surveys were completed.

This report provides some information about how the residents from the **Warren Housing Authority** who answered the survey responded. It compares their answers to those from residents in the entire state and to those from small LHAs in Western Massachusetts. These small LHAs in Western Massachusetts include: Adams, Amherst, Athol, Barre, Belchertown, Brimfield, Dalton, East Longmeadow, Easthampton, Franklin County Regional, Granby, Great Barrington, Hadley, Hampshire County Regional, Hatfield, Holyoke, Lee, Lenox, Ludlow, Monson, Montague, Orange, Palmer, Shelburne, South Hadley, Southwick, Stockbridge, Ware, Warren, Wilbraham, and Williamstown.

## Communication

Residents in Ch. 667 housing were asked about how they interacted with the Warren Housing Authority in the last 12 months. The table below shows what percentage of residents said they did each of the following:

|   | Warren<br>Housing<br>Authority | Small LHAs in<br>Western MA* | Entire<br>State |
|---|--------------------------------|------------------------------|-----------------|
| Contacted management about a problem or concern.....  | 75%                            | 77%                          | 78%             |
| Felt they were usually or always treated with courtesy<br>and respect when they contacted management..... | 72%                            | 87%                          | 87%             |
| Saw the Capital Improvement Plan.....   | 17%                            | 31%                          | 30%             |
| Saw the Operating Budget.....   | 4%                             | 17%                          | 17%             |
| Knew the Executive Director held a meeting with residents...  | 4%                             | 60%                          | 53%             |

\* Small LHAs in Western Massachusetts include: Adams, Amherst, Athol, Barre, Belchertown, Brimfield, Dalton, East Longmeadow, Easthampton, Franklin County Regional, Granby, Great Barrington, Hadley, Hampshire County Regional, Hatfield, Holyoke, Lee, Lenox, Ludlow, Monson, Montague, Orange, Palmer, Shelburne, South Hadley, Southwick, Stockbridge, Ware, Warren, Wilbraham, and Williamstown.

## Services and Programs

**58%** of the Warren Housing Authority residents in Ch. 667 who responded to the survey said they would be interested in services and programs. Here are the services and programs residents said they would be most interested in participating in:

|  | Warren Housing Authority | Small LHAs in Western MA | Entire State |
|--|--------------------------|--------------------------|--------------|
| Job training programs.....   | 0%                       | 4%                       | 6%           |
| Money management programs<br>( <i>budgeting, taxes, income building</i> ).....   | 13%                      | 11%                      | 10%          |
| Children's programs<br>( <i>tutoring, childcare, afterschool programs</i> )..... | 0%                       | 2%                       | 2%           |
| Health and Medical Services<br>( <i>visiting nurse, meal programs</i> ).....     | 33%                      | 36%                      | 35%          |
| Adult Education<br>( <i>GED, ESL, educational counseling</i> ) .....             | 8%                       | 7%                       | 10%          |

## Maintenance and Repair

**Who had problems?** About one-tenth of respondents had a problem with their heating and about one-half had a plumbing problem in the last 12 months.

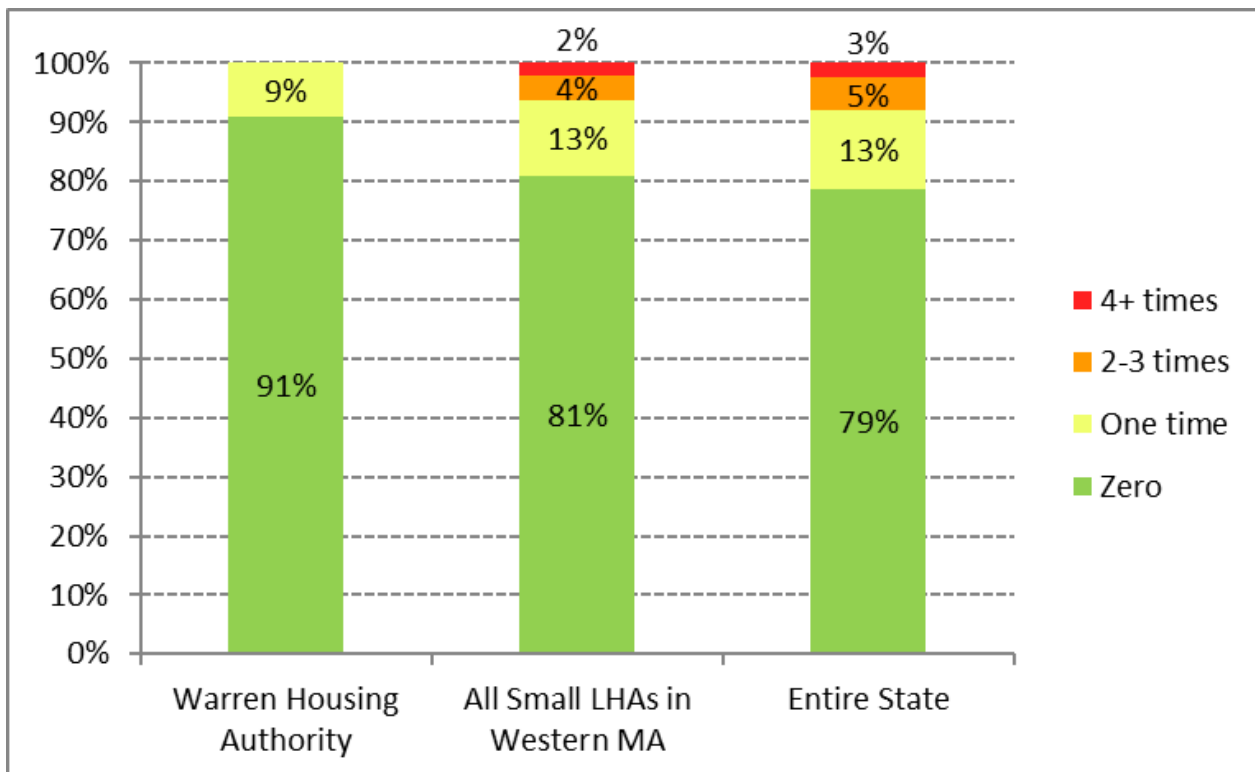
|   | Warren Housing Authority | Small LHAs in Western MA | Entire State |
|---|--------------------------|--------------------------|--------------|
| Had a heating problem.....                | 8%                       | 18%                      | 21%          |
| Had a problem with water or plumbing..... | 58%                      | 46%                      | 49%          |



- **Heating Problems**

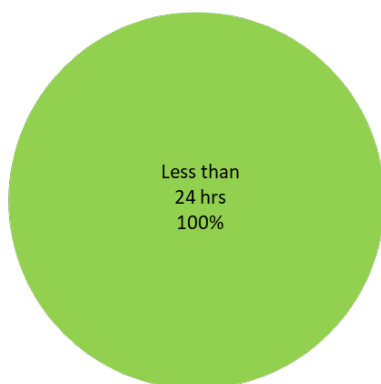
**How many times did residents have heating problems?**

The chart below shows how many times respondents had heat problems in the last 12 months. The green part of the bars shows what percentage of residents did not have the problem at all. The yellow shows who had the problem one time. The orange shows those who had the problem 2-3 times. And the red shows those who had the problem 4 or more times in the last 12 months.

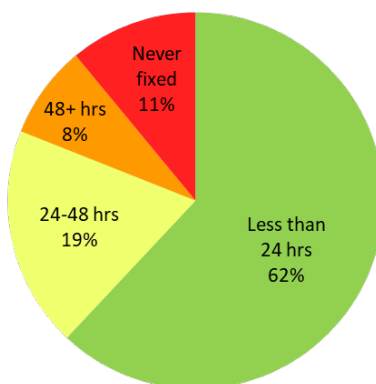


**How long did it take to fix the heating problems?** For those respondents who had problems, we asked how long it usually took for the problems to be fixed – less than 24 hours, 24 - 48 hours, more than 48 hours, or never fixed.

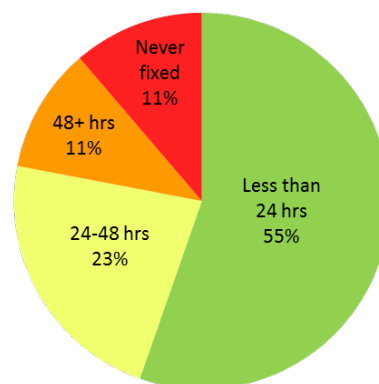
**Warren  
Housing Authority**



**Small LHAs  
in Western MA**



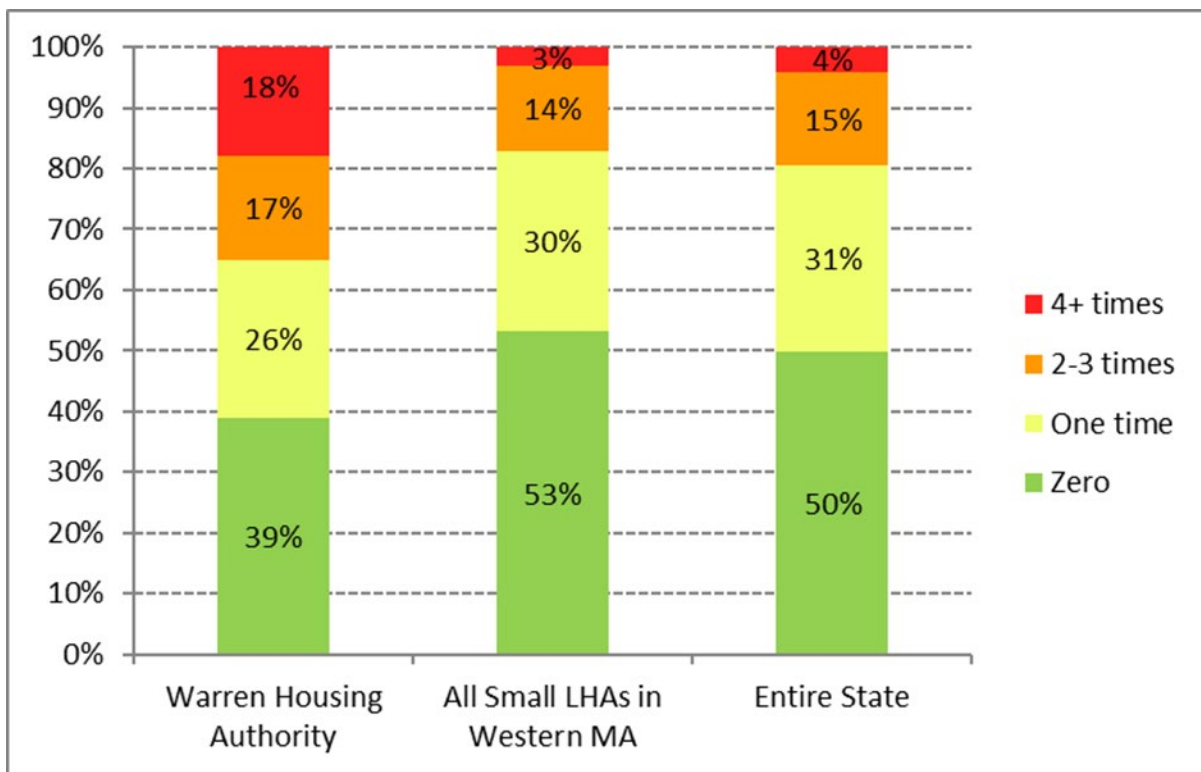
**Entire State**



- **Water or Plumbing Problems**

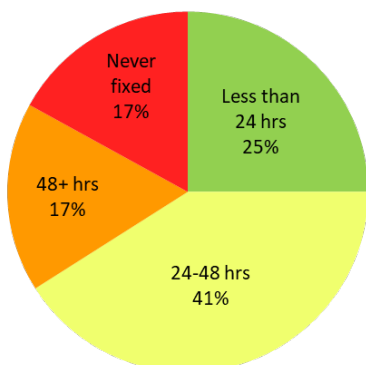
**How many times did residents have problems with their water or plumbing?**

The chart below shows how many times respondents had water or plumbing problems in the last 12 months. The green part of the bars shows what percentage of residents did not have the problem at all. The yellow shows who had the problem one time. The orange shows those who had the problem 2-3 times. And the red shows those who had the problem 4 or more times in the last 12 months.

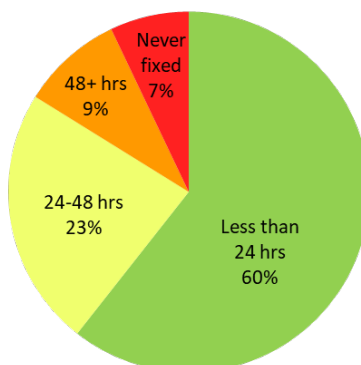


**How long did it take to fix the water or plumbing problems?** For those respondents who had problems, we asked how long it usually took for the problems to be fixed – less than 24 hours, 24 - 48 hours, more than 48 hours, or never fixed.

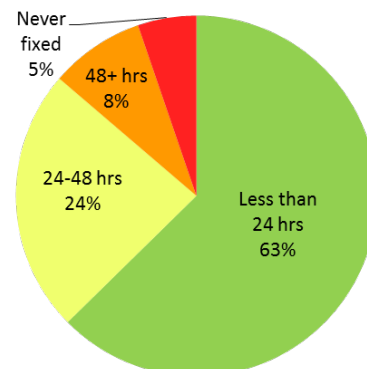
**Warren Housing Authority**



**Small LHAs in Western MA**

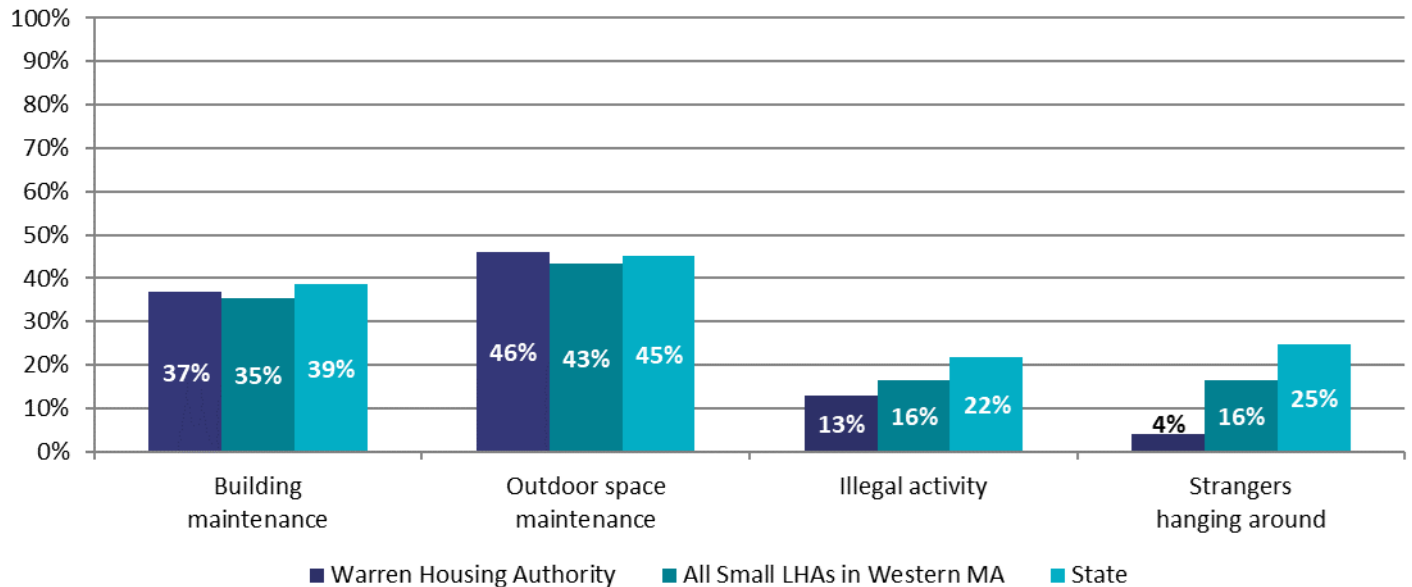


**Entire State**



- **What other problems did respondents have?** Respondents were asked how often they had problems with: building maintenance (*such as clean halls and stairways and having lights and elevators that work*), outdoor space maintenance (*such as litter removal and clear walk ways*), illegal activity in the development, and strangers hanging around who should not be there. The chart below shows what percentage of respondents said that they “always” or “sometimes” had this problem in the last 12 months.

#### Respondents who “always” or “sometimes” had problems with....



## Safety

Respondents were asked how safe they felt in their building and going outside alone. The chart below shows what percentage of people said they felt “very safe” or “mostly” safe.

#### Respondents who felt “very safe” or “mostly safe” ....

