

## Notice of Public Hearing

### The Framingham Housing Authority invites all tenants and the general public to a review of the Authority's Proposed Annual Plan for Fiscal Year 2023

The Annual Plan is intended to provide insight into the Authority's operations and plans for the coming fiscal year as they affect the Authority's state-aided public housing. The Proposed Annual Plan is comprised of the following elements:

1. Proposed Capital Improvement Plan (5-year)
2. Proposed Maintenance and Repair Plan
3. Current Operating Budget
4. Responses to the Performance Management Review (PMR) findings
5. List of housing authority policies
6. List of waivers from governing regulations of the Department of Housing and Community Development (DHCD)
7. Other elements

Hearing time and date: **2:00pm on 09/12/2022**

Hearing location: Framingham Housing Authority  
1 John J. Brady Drive  
Framingham, MA 01702

Residents and the general public are invited to review the Annual Plan before the hearing and may submit public comments as noted below. The Authority shall consider the concerns of any Local Tenants' Organization (LTO) or Resident Advisory Board (RAB) regarding needs and priorities and incorporate some or all of such needs and priorities in the draft plan if deemed by the Authority to be consistent with sound management. Substantive comments will be summarized and included in the Annual Plan when it is submitted to the Department of Housing and Community Development (DHCD).

- o Copies of the Annual Plan are available at the Authority's office or may be reviewed online at <https://tinyurl.com/LHA-MA-AnnualPlan>
- o Comments may be submitted orally at the hearing, by emailing the housing authority office, or by submitting written comments at the housing authority office. Comments must be received no later than the close of the public hearing.
- o For reasonable accommodation requests contact the housing authority office by 08/29/2022 at 4:00 PM.
- o Contact information for Framingham Housing Authority:  
Office: 1 John J. Brady Drive, Framingham, MA 01702  
Phone: (508) 879-7562  
Email: [planders@framha.org](mailto:planders@framha.org)

**Detailed Instructions for Remote Access**

Framingham Housing Authority  
Annual Plan Hearing - Board Meeting  
September 12th, 2022 at 2 PM  
Downstairs Community Room

To View Our Annual Plan  
Please Click Or Enter The Link Below:  
<https://tinyurl.com/LHA-MA-AnnualPlan>

## Aviso de audiencia pública

### El/La Framingham Housing Authority invita a todos los arrendatarios y al público en general a una revisión del Plan Anual Propuesto por la autoridad para el año fiscal 2023

El Plan anual tiene como objetivo dar a conocer las operaciones de la autoridad y sus planes para el año fiscal entrante en lo que respecta a sus iniciativas de vivienda pública con financiamiento estatal. El Plan anual propuesto comprende los siguientes elementos:

1. Plan de mejoras de capital propuesto (5 años)
2. Plan de mantenimiento y reparaciones propuesto
3. Presupuesto operativo actual
4. Respuestas a los hallazgos en la Revisión de gestión del desempeño (PMR)
5. Listado de las políticas de la autoridad de vivienda
6. Listado de las exenciones a las normas vigentes del Departamento de Vivienda y Desarrollo Comunitario (DHCD)
7. Otros elementos

Fecha y hora de la audiencia: **2:00pm del 09/12/2022**

Lugar de la audiencia: Framingham Housing Authority  
1 John J. Brady Drive  
Framingham, MA 01702

Invitamos a los residentes y al público en general a leer el Plan anual antes de la audiencia y a hacer comentarios públicos por los medios que se indican más abajo. La autoridad tomará en consideración las inquietudes de cualquier organización de arrendatarios locales (LTO) o junta asesora de residentes (RAB) en relación con las necesidades y prioridades. Si las considera consistentes con los principios de buena gestión, la autoridad incorporará dichas necesidades y prioridades -en parte o en su totalidad- en la versión preliminar del plan. Los comentarios sustantivos se resumirán e incluirán en el Plan anual cuando este se envíe al Departamento de Vivienda y Desarrollo Comunitario (DHCD).

- o Puede obtener copias del Plan anual en la oficina de la autoridad o consultar el Plan por Internet en <https://tinyurl.com/LHA-MA-AnnualPlan>. El Plan está disponible únicamente en inglés.
- o Si desea hacer comentarios, puede hacerlo oralmente en la audiencia o enviar los comentarios por correo electrónico o postal a la oficina de la autoridad de vivienda. Los comentarios se deben recibir antes del cierre de la audiencia pública.
- o Si tiene una solicitud razonable en relación con una discapacidad, póngase en contacto con la oficina de la autoridad de vivienda antes del 08/29/2022 a las 4:00 PM.
- o Información de contacto de Framingham Housing Authority:  
Oficina: 1 John J. Brady Drive, Framingham, MA 01702  
Teléfono: (508) 879-7562  
Correo electrónico: [planders@framha.org](mailto:planders@framha.org)

**Detailed Instructions for Remote Access**

Framingham Housing Authority  
Annual Plan Hearing - Board Meeting  
September 12th, 2022 at 2 PM  
Downstairs Community Room

To View Our Annual Plan  
Please Click Or Enter The Link Below:  
<https://tinyurl.com/LHA-MA-AnnualPlan>

សេចក្តីជូនដំណឹងអំពីសវនកម្មសាធារណៈ

Framingham Housing Authority អញ្ជើញអ្នកជួល  
និងសាធារណជនទូទៅទាំងអស់ឲ្យទៅពិនិត្យមើលឡើងវិញនូវផែនការ  
ប្រចាំឆ្នាំដែលមានដាក់សុន្ទីរបស់អាជ្ញាធរសម្រាប់ឆ្នាំសារពើពន្ធ  
2023

ផែនការប្រចាំឆ្នាំមានគោលបំណងផ្តល់ការយល់ដឹងអំពីប្រតិបត្តិការ និងផែនការរបស់អាជ្ញាធរ  
សម្រាប់ឆ្នាំសារពើពន្ធជាមុននេះ ព្រោះរ៉ាប់រងពាក់ព័ន្ធនឹងលំនាំដុល្លារសាធារណៈដែលជួយដោយ  
រដ្ឋរបស់អាជ្ញាធរ។ ផែនការប្រចាំឆ្នាំដែលមានដាក់សុន្ទីរ មានជាតុដូចខាងក្រោម៖

1. ផែនការកែលម្អអនុបត្តិការដែលមានដាក់សុន្ទីរ (5 ឆ្នាំ)
2. ផែនការជួសជុល និងថែទាំដែលមានដាក់សុន្ទីរ
3. ថវិកាប្រតិបត្តិការបច្ចុប្បន្ន
4. ការផ្តល់យោបល់លទ្ធផលនៃការពិនិត្យមើលឡើងវិញនូវការគ្រប់គ្រងការបំពេញការងារ (PMR)
5. បញ្ជីគោលនយោបាយអាជ្ញាធរលំនាំដុល្លារ
6. បញ្ជីការលះបង់សិទ្ធិពីបទប្បញ្ញត្តិគ្រប់គ្រងរបស់ក្រសួងអភិវឌ្ឍន៍សហគមន៍ និងលំនាំដុល្លារ (DHCD)
7. ជាកុដសង្ខេប

កាលបរិច្ឆេទ និងម៉ោងសវនកម្ម៖ **2:00pm នៅ 09/12/2022**

ទីកន្លែងសវនកម្ម៖ Framingham Housing Authority  
1 John J. Brady Drive  
Framingham, MA 01702

គេហជន  
និងសាធារណជនទូទៅគួរមានអញ្ជើញឱ្យពិនិត្យមើលឡើងវិញនូវផែនការប្រចាំឆ្នាំមុនពេលបើកសវនាការ  
ហើយអាចបញ្ជូនមតិសាធារណៈដូចមានកត់សម្គាល់ខាងក្រោម។  
អាជ្ញាធរគួរតែគ្រប់គ្រងរយៈពេលនៃការបង្កើតការបង្កើតអនុបត្តិការរបស់អ្នកជួលក្នុងមូលដ្ឋាន (LTO) ឬក្រុមប្រឹក្សាសហគមន៍  
(RAB) អំពីតម្រូវការ និងអាទិភាពនានា ហើយបញ្ជូនមតិយោបល់ និងអាទិភាពទាំងនោះមួយចំនួន  
ឬទាំងអស់ទៅក្នុងសេចក្តីព្យាងផែនការ បើអាជ្ញាធរយល់ថាសមស្របជាមួយការគ្រប់គ្រងដែលត្រូវគួរ។ មតិសំខាន់  
ៗនឹងគួរមានសង្ខេប និងបញ្ជូនទៅក្នុងផែនការប្រចាំឆ្នាំ នៅពេលវាគួរមានដាក់សុន្ទីរក្រសួងអភិវឌ្ឍន៍សហគមន៍  
និងលំនាំដុល្លារ (DHCD)។

- o សេចក្តីជូនដំណឹងនៃផែនការប្រចាំឆ្នាំ មាននៅការិយាល័យរបស់អាជ្ញាធរ  
ឬអាចពិនិត្យមើលឡើងវិញលើបណ្តាញតាមរយៈ: <<https://tinyurl.com/LHA-MA-AnnualPlan>>។  
មានជាភាសាអង់គ្លេសសេចក្តីណែនាំ។
- o មតិសាធារណៈគួរមានផ្តល់ដោយផ្ទាល់មាត់នៅក្នុងសវនាការ  
ដោយផ្តល់អ៊ីមែលទៅការិយាល័យអាជ្ញាធរលំនាំដុល្លារ  
ឬដោយដាក់មតិជាលាយលក្ខណ៍អក្សរនៅការិយាល័យអាជ្ញាធរលំនាំដុល្លារ។  
មតិសាធារណៈផ្សេងៗទៀតមានមុនពេលបើកសវនាការសាធារណៈ។
- o សម្រាប់សំណើសុំការសុំនាក់សុន្ទីរសមរម្យ សូមទាក់ទងការិយាល័យអាជ្ញាធរលំនាំដុល្លារក្រុមប្រឹក្សា  
នៅម៉ោង 4:00 PM។
- o ព័ត៌មានទំនាក់ទំនងសម្រាប់ Framingham Housing Authority៖  
ការិយាល័យ៖ 1 John J. Brady Drive, Framingham, MA 01702  
ទូរស័ព្ទ៖ (508) 879-7562  
អ៊ីមែល៖ planders@framha.org

**Detailed Instructions for Remote Access**

Framingham Housing Authority  
Annual Plan Hearing - Board Meeting  
September 12th, 2022 at 2 PM  
Downstairs Community Room

To View Our Annual Plan  
Please Click Or Enter The Link Below:  
<https://tinyurl.com/LHA-MA-AnnualPlan>

## Thông báo Điều trần Công khai

### Framingham Housing Authority

# xin mời tất cả những người thuê nhà và cộng đồng đến tham dự buổi đánh giá Kế hoạch Hàng năm Đề xuất cho Năm Tài chính của Cơ quan Quản lý 2023

Kế hoạch Hàng năm này nhằm đem lại cái nhìn sâu sắc đối với các hoạt động của Cơ quan Quản lý và các kế hoạch cho năm tài chính sắp tới vì chúng ảnh hưởng đến vấn đề gia cư công cộng có sự trợ giúp của tiểu bang của Cơ quan Quản lý. Kế hoạch Hàng năm Đề xuất bao gồm các thành phần sau:

1. Kế hoạch Cải tạo Cơ bản Đề xuất (5 năm)
2. Kế hoạch Bảo trì và Sửa chữa Đề xuất
3. Ngân sách Vận hành Hiện tại
4. Trả lời đối với những phát hiện trong bản Đánh giá Quản lý Hoạt động (PMR)
5. Danh sách các chính sách của cơ quan quản lý gia cư
6. Danh sách các quyết định miễn tuân thủ các quy định chi phối của Sở Gia cư và Phát triển Cộng đồng (DHCD)
7. Các thành phần khác

Ngày và giờ điều trần: **2:00pm** và **09/12/2022**

Địa điểm điều trần: Framingham Housing Authority  
1 John J. Brady Drive  
Framingham, MA 01702

Các cư dân và cộng đồng được mời tham gia xem xét Kế hoạch Hàng năm trước phiên điều trần và có thể gửi ý kiến đóng góp của công chúng như được mô tả dưới đây. Cơ quan Quản lý phải cân nhắc các quan ngại của bất kỳ Tổ chức của Người Thuê nhà Địa phương (LTO) hay Hội đồng Cố vấn Cư dân (RAB) nào về các nhu cầu và ưu tiên và kết hợp một số hoặc tất cả các nhu cầu và ưu tiên đó trong bản thảo kế hoạch nếu Cơ quan Quản lý coi là phù hợp với việc quản lý hợp lý. Các ý kiến đóng góp có cơ sở sẽ được tóm tắt và đưa vào nội dung Kế hoạch Hàng năm khi nộp cho Sở Gia cư và Phát triển Cộng đồng (DHCD).

- o Các bản sao của Kế hoạch Hàng năm sẵn có tại văn phòng Cơ quan Quản lý hoặc quý vị có thể xem trực tuyến tại <https://tinyurl.com/LHA-MA-AnnualPlan>. Các bản này chỉ có bằng Tiếng Anh.
- o Các ý kiến đóng góp có thể được nộp bằng lời tại buổi điều trần, gửi email cho văn phòng cơ quan quản lý gia cư, hoặc nộp ý kiến bằng văn bản tại văn phòng cơ quan quản lý gia cư. Các ý kiến đóng góp phải được nhận không muộn hơn giờ kết thúc phiên điều trần.
- o Để đưa ra các yêu cầu về biện pháp điều chỉnh đặc biệt hợp lý, hãy liên hệ với văn phòng cơ quan quản lý gia cư trước 08/29/2022 lúc 4:00 PM.
- o Thông tin liên hệ cho Framingham Housing Authority:  
Văn phòng: 1 John J. Brady Drive, Framingham, MA 01702  
Điện thoại: (508) 879-7562  
Email: [planders@framha.org](mailto:planders@framha.org)

**Detailed Instructions for Remote Access**

Framingham Housing Authority  
Annual Plan Hearing - Board Meeting  
September 12th, 2022 at 2 PM  
Downstairs Community Room

To View Our Annual Plan  
Please Click Or Enter The Link Below:  
<https://tinyurl.com/LHA-MA-AnnualPlan>



# 开公众听证会的通知

## Framingham Housing Authority 邀请所有租户和公众 对本管理局的 2023 财政年度建议的《年度计划》进行审查

该《年度计划》旨在深入了解本管理局的运作和下一财政年度的计划，因为它们会影响到本管理局的由马萨诸塞州资助和管理的公共住房。建议的年度计划包括以下内容：

1. 建议的资本改善计划（5年）
2. 建议的维修计划
3. 当前的运营预算
4. 对绩效管理审查（PMR）调查结果的回应
5. 住房管理局政策一览表
6. 从住房和社区发展部（DHCD）的法规可豁免的条例清单
7. 其他基本点

听证会时间和日期: **2:00pm** 在 **09/12/2022**

听证会地点: Framingham Housing Authority

1 John J. Brady Drive

Framingham, MA 01702

请租户和公众在听证会之前审阅《年度计划》，并可以按照以下说明提交公众意见。本管理局将考虑任何地方租户组织（LTO）或居民咨询委员会（RAB）对需求和需优先考虑的事项的关注，并在管理局认为是与明智、稳妥的管理相一致的情况下，将部分或全部此类需求和需优先考虑的事项纳入计划草案。公众的实质性意见会被汇总并纳入《年度计划》，然后被提交给住房和社区发展部（DHCD）。

- 可以在管理局的办公室获得《年度计划》的副本，或者可以上网进入 <https://tinyurl.com/LHA-MA-AnnualPlan> 在线查看。那些副本或网上内容是用英语的。
- 各位要提出评论，可以在听证会上通过口头方式、或通过向住房管理局的办公室发送电子邮件、或在住房管理局的办公室当面提交书面评论。所有评论必须在公众听证会结束之前收到。
- 对于合理的需通融的要求，请在 08/29/2022 之前通过 4:00 PM 与住房管理局的办公室联系。
- Framingham Housing Authority 的联系方式：

办公室： 1 John J. Brady Drive, Framingham, MA 01702

电话： (508) 879-7562

电子邮件： [planders@framha.org](mailto:planders@framha.org)

**Detailed Instructions for Remote Access**

Framingham Housing Authority  
Annual Plan Hearing - Board Meeting  
September 12th, 2022 at 2 PM  
Downstairs Community Room

To View Our Annual Plan  
Please Click Or Enter The Link Below:  
<https://tinyurl.com/LHA-MA-AnnualPlan>

## Aviso de Audiência Pública

### O Framingham Housing Authority

convida todos os locatários e o público em geral para uma revisão do plano anual proposto pela Autoridade para o ano fiscal 2023

O Plano Anual é destinado a fornecer insights sobre as operações e planos da Autoridade para o próximo ano fiscal, uma vez que afetam as habitações públicas da Autoridade estadual. O plano anual proposto é composto pelos seguintes elementos:

1. Plano de melhoria de capital proposto (5 anos)
2. Plano de manutenção e reparação proposto
3. Orçamento operacional atual
4. Respostas aos achados da Revisão de Gerenciamento de Desempenho (PMR)
5. Lista de políticas da autoridade habitacional
6. Lista de isenções de regulamentos aplicáveis do Departamento de Habitação e Desenvolvimento Comunitário (DHCD)
7. Outros elementos

Data e hora da audiência: **2:00pm** em **09/12/2022**

Local da audiência: Framingham Housing Authority  
1 John J. Brady Drive  
Framingham, MA 01702

Os residentes e o público em geral são convidados a revisar o Plano Anual antes da audiência e podem enviar comentários públicos, conforme indicado abaixo. A Autoridade deve considerar as preocupações de qualquer Organização de Locatários Locais (LTO) ou Conselho Consultivo de Residentes (RAB) em relação às necessidades e prioridades e incorporar algumas ou todas essas necessidades e prioridades ao projeto do plano se a Autoridade considerar que é consistente com a boa gestão. Os comentários substanciais serão resumidos e incluídos no Plano Anual quando este for submetido ao Departamento de Habitação e Desenvolvimento Comunitário (DHCD).

- Cópias do Plano Anual estão disponíveis no escritório da Autoridade ou podem ser analisadas on-line em <https://tinyurl.com/LHA-MA-AnnualPlan>. Estas estão apenas no idioma inglês.
- Os comentários podem ser apresentados oralmente na audiência, por e-mail para o escritório da autoridade habitacional ou por escrito para o escritório da autoridade habitacional. Os comentários devem ser recebidos, no máximo, até o encerramento da audiência pública.
- Para solicitações razoáveis de acomodação, entre em contato com o escritório da autoridade habitacional em 08/29/2022 às 4:00 PM.
- Informações de contato para Framingham Housing Authority:  
Escritório: 1 John J. Brady Drive, Framingham, MA 01702  
Telefone: (508) 879-7562  
E-mail: [planders@framha.org](mailto:planders@framha.org)

**Detailed Instructions for Remote Access**

Framingham Housing Authority  
Annual Plan Hearing - Board Meeting  
September 12th, 2022 at 2 PM  
Downstairs Community Room

To View Our Annual Plan  
Please Click Or Enter The Link Below:  
<https://tinyurl.com/LHA-MA-AnnualPlan>

## Уведомление о публичном слушании

# Framingham Housing Authority приглашает всех жильцов и представит общественности принять участие в рассмотрении предлагаемого Жилищным управлением Годового плана на фискальный год 2023

Целью Годового плана является представление сведений о деятельности и планах Жилищного управления на предстоящий фискальный год в том, что касается предоставления социального жилья Жилищным управлением при поддержке штата Массачусетс. Предлагаемый Годовой план включает следующие разделы:

1. Предлагаемый план капитального ремонта (5-летний);
2. Предлагаемый план технического обслуживания и ремонта;
3. Текущий операционный бюджет;
4. Ответы по результатам оценки организации хозяйственной деятельности (PMR);
5. Список политик Жилищного управления;
6. Список отказов от постановлений Департамента жилищного хозяйства и общественного развития (DHCD);
7. Другие разделы.

Время слушания: **2:00pm** Дата слушания **09/12/2022**

Место проведения слушания: Framingham Housing Authority  
1 John J. Brady Drive  
Framingham, MA 01702

Жильцы и представители общественности приглашаются принять участие в рассмотрении Годового плана перед началом слушания и могут делать открытые замечания, как указано ниже. Жилищное управление рассмотрит замечания Местной жилищной организации (LTO) или Жилищного консультационного совета (RAB), касающиеся потребностей и приоритетов жильцов, и включит все такие приоритеты и потребности или их часть в проект плана, если Жилищное управление посчитает, что они соответствуют принципам рационального управления. Содержательные замечания будут резюмированы и включены в Годовой план при его подаче в Департамент жилищного хозяйства и общественного развития (DHCD).

- o Копии Годового плана можно получить в офисе Жилищного управления или на сайте: <https://tinyurl.com/LHA-MA-AnnualPlan>. Документы доступны только на английском языке.
- o Замечания можно сделать устно в ходе слушания, а также отправить их по электронной почте в офис Жилищного управления или оставив их в письменном виде в офисе Жилищного управления. Замечания должны быть получены до закрытия публичного слушания.
- o Разумные запросы о размещении можно направить в офис Жилищного управления до 08/29/2022 4:00 PM.
- o Контактная информация Framingham Housing Authority:
  - Офис: 1 John J. Brady Drive, Framingham, MA 01702
  - Телефон: (508) 879-7562
  - Адрес эл. почты: [planders@framha.org](mailto:planders@framha.org)

**Detailed Instructions for Remote Access**

Framingham Housing Authority  
Annual Plan Hearing - Board Meeting  
September 12th, 2022 at 2 PM  
Downstairs Community Room

To View Our Annual Plan  
Please Click Or Enter The Link Below:  
<https://tinyurl.com/LHA-MA-AnnualPlan>

## Avi Odisyon Piblik

### The Framingham Housing Authority

## ap envite tout lokatè ak piblik la an jeneral nan yon revizyon Plan Anyèl pou Ane Fiskal la ke Administrasyon an Pwopoze 2023

Plan Anyèl la fèt nan entansyon pou bay apèsi sou operasyon Otorite a ak plan pou ane fiskal k ap vini a nan fason k ap afekte lojman piblik Administrasyon ke eta a finanse. Plan Anyèl yo pwopoze a te gen eleman sa yo ladann:

1. Plan Amelyorasyon Kapital yo Pwopoze (5-an)
2. Plan Antretyen ak Reparasyon yo Pwopoze
3. Bidjè Operasyon Aktyèl
4. Rezilta Revizyon Repons Jesyon Pèfòmans lan (Performance Management Review, PMR)
5. Lis règleman administrasyon lojman yo
6. Lis egzonerasyon règlemantasyon k ap fè otorite nan Depatman Lojman ak Devlopman Kominotè a (Department of Housing and Community Development, DHCD)
7. Lòt eleman yo

Dat ak lè odisyon: **2:00pm** nan dat **09/12/2022**

Adrès odisyon an: Framingham Housing Authority  
1 John J. Brady Drive  
Framingham, MA 01702

N ap envite rezidan yo ak piblik la an jeneral pou vin fè revizyon Plan Anyèl la avan odisyon an epi yo gendwa soumèt kòmantè piblik jan sa note annapre a. Administrasyon an pral konsidere enkyetid nenpòt Òganizasyon Lokatè Lokal (LTO) oswa Komite Konsiltatif Rezidan (Resident Advisory Board, RAB) anrapò ak bezwen preyorite epi enkòpore kèlke nan yo oswa tout nan bezwen sa yo ak priyorite yo nan dokiman plan an si Administrasyon an jije ke sa nesèsè pou on bon jesyon. Y ap fè rezime kòmantè enpòtan yo epi mete yo nan Plan Anyèl la lè yo te soumèt li bay Depatman Lojman ak Devlopman Kominotè (Department of Housing and Community Development, DHCD).

- Kopi Plan Anyèl yo disponib nan biwo Administrasyon an oswa w ka revize anliy nan <https://tinyurl.com/LHA-MA-AnnualPlan>. Sa yo se nan lang Anglè sèlman.
- Yo gendwa soumèt kòmantè yo vèbalman nan odisyon an, pa imèl bay biwo administrasyon lojman an, oswa nan soumisyon kòmantè ekri w yo nan biwo administrasyon lojman an. Yo ta dwe voye kòmantè yo nan yon moman ki pa pi ta pase odisyon piblik la.
- Pou demand akomodasyon rezonab kontakte biwo administrasyon lojman an kote w ap 08/29/2022 a 4:00 PM.
- Enfòmasyon kontak pou Framingham Housing Authority:  
Biwo: 1 John J. Brady Drive, Framingham, MA 01702  
Telefòn: (508) 879-7562  
Imèl: [planders@framha.org](mailto:planders@framha.org)

**Detailed Instructions for Remote Access**

Framingham Housing Authority  
Annual Plan Hearing - Board Meeting  
September 12th, 2022 at 2 PM  
Downstairs Community Room

To View Our Annual Plan  
Please Click Or Enter The Link Below:  
<https://tinyurl.com/LHA-MA-AnnualPlan>



## Framingham Housing Authority Proposed Annual Plan for Fiscal Year 2023 For State-Aided Public Housing

The Annual Plan is a document compiled by housing authority staff in advance of each new fiscal year. The plan serves as both a tool for the Local Housing Authority (LHA) to reflect upon the prior fiscal year, and as an opportunity to develop a clear and transparent plan that builds on successes, identifies needs, and corrects any issues that have arisen in prior years. Additionally, the Annual Plan is an important tool for tenants, who may use the document to better understand the operations and needs of their housing authority, advocate for changes to policies and procedures, access data about the housing authority, and participate in their housing authority's governance.

In addition to the physical document, the Annual Plan is also a process of public engagement. Throughout the Annual Plan process, the LHA executive director or their designee will be expected to review the Plan with any Local Tenant Organizations (LTO's) and Resident Advisory Board (RAB) before the LHA presents the plan to the LHA Board of Commissioners; make a draft available for review to all residents and the general public; post on the website and make a copy available to each LTO at least 30 business days before the public hearing; hold a hearing on the document; and collect, integrate, and report back on substantive comments. Additionally, the Board will read, offer recommendations, and approve the Annual Plan in advance of its submission to DHCD.

The law that mandates the Annual Plan is [An Act Relative to Local Housing Authorities, Massachusetts General Laws, Chapter 121B Section 28A](#). The regulation that expands upon Section 28A is [760 CMR 4.16](#). The regulations that address Local Tenant Organization (LTO) and resident participation in the Annual Plan are [760 CMR 6.09 \(3\)\(h\)](#) and [760 CMR 6.09\(4\)\(a\)\(4\)](#).

The Framingham Housing Authority's Annual Plan for their 2023 fiscal year includes the following components:

1. Overview and Certification
2. Capital Improvement Plan (CIP)
3. Maintenance and Repair Plan
4. Operating Budget
5. Narrative responses to Performance Management Review (PMR) findings
6. Policies
7. Waivers
8. Glossary
9. Other Elements
  - a. Cover sheet for tenant satisfaction surveys
  - b. Tenant Satisfaction Survey 667 Program
  - c. Tenant Satisfaction Survey 200 and 705 Program
  - d. Performance Management Review

### **State-Aided Public Housing Developments**

The following table identifies the state-aided public housing units with developments of more than 8 units listed separately. Units in developments of 8 or fewer units are aggregated as noted. Units that the LHA provides to assist clients of the Department of Mental Health (DMH), the Department of Developmental Services (DDS), or other agencies are also aggregated separately.

<b>Dev No</b>	<b>Type</b>	<b>Development Name</b>	<b>Num Bldgs</b>	<b>Year Built</b>	<b>Dwelling Units</b>
667-04	Elderly	Arsenal 667-04	10	1965	80
667-02	Elderly	Everett, Gallagher, and Grant Streets 667-C	7	1961	40
667-03	Elderly	Guadacanal, Normandy, and Arsenal Road	11	1963	80
667-07	Elderly	Hastings House 667-07	1	1981	72
667-08	Elderly	Memorial House 667-08	1	1987	60
705-03	Family	Oran Road 705-03	3	1956	12
667-06	Elderly	Rose Kennedy 667-06	9	1973	84
667-05	Elderly	Rose Kennedy Lane 667-05	10	1968	120
705-02	Family	Scattered Site - Beaver Gardens / Beaver P:	0	0	58
200-02	Family	St. Lo Rd 200-02	50	1949	75
200-01	Family	The Musterfield at Concord Place 200-01	11	1950	110
	Other	Special Occupancy units	3		23
	Family	Family units in smaller developments	3		6
<b>Total</b>			<b>119</b>		<b>820</b>

### **Massachusetts Rental Voucher Program (MRVP)**

The Massachusetts Rental Voucher Program (MRVP) is a state-funded program that provides rental subsidies to low-income families and individuals. In most cases, a “mobile” voucher is issued to the household, which is valid for any market-rate housing unit that meets the standards of the state sanitary code and program rent limitations. In some cases, vouchers are “project-based” into a specific housing development; such vouchers remain at the development if the tenant decides to move out.

Framingham Housing Authority manages 63 MRVP vouchers.

## Federally Assisted Developments

Framingham Housing Authority also manages Federally-assisted public housing developments and/or federal rental subsidy vouchers serving 1218 households.

## LHA Central Office

Framingham Housing Authority  
1 John J. Brady Drive, Framingham, MA, 01702  
Paul Landers, Executive Director  
Phone: 508-879-7562  
Email: tdumas@Framha.org

## LHA Board of Commissioners

	<u>Role</u>	<u>Category</u>	<u>From</u>	<u>To</u>
Stephen Joyce	Member		04/01/2022	04/01/2026
Janet Leombruno	Vice-Chair	State Appointee	12/14/2015	04/21/2024
Phyllis A. May	Treasurer	State Tenant Rep	04/01/2018	06/30/2023
Robert L. Merusi	Treasurer		04/01/2022	04/01/2027
Janice M. Rogers	Chair		04/01/2014	06/30/2024

## Plan History

The following required actions have taken place on the dates indicated.

REQUIREMENT	DATE COMPLETED
A. Advertise the public hearing on the LHA website.	07/27/2022
B. Advertise the public hearing in public postings.	07/27/2022
C. Notify all LTO's and RAB, if there is one, of the hearing and provide access to the Proposed Annual Plan.	N/A
D. Post draft AP for tenant and public viewing.	07/27/2022
E. Hold quarterly meeting with LTO or RAB to review the draft AP. (Must occur before the LHA Board reviews the Annual Plan.)	N/A
F. Annual Plan Hearing. Hosted by the LHA Board, with a quorum of members present. (For Boston, the Administrator will host the hearing.)	
G. Executive Director presents the Annual Plan to the Board.	
H. Board votes to approve the AP. (For Boston Housing Authority, the Administrator approves and submits the AP.)	

This Annual Plan (AP) will be reviewed by the Department of Housing and Community Development (DHCD) following the public comment period, the public hearing, and LHA approval.

**Capital Improvement Plan (CIP)****Capital Improvement Plan****DHCD Description of CIPs:**

The Capital Improvement Plan (CIP) is a five year plan which identifies capital projects, provides a planning scope, schedule and budget for each capital project and identifies options for financing and implementing the plan. The CIP identifies anticipated spending for each Department of Housing and Community Development (DHCD) fiscal year (July 1 to June 30) based on the project schedules.

Local Housing Authorities (LHAs) receive yearly awards from DHCD (Formula Funding Awards) which they target to their most urgent capital needs in their CIP. They may also receive special awards from DHCD for specific projects which meet specific criteria. Special awards may be given for certain emergency, regulation compliance, energy and water conservation, and other projects. The first three years of the CIP are based on actual awards made to the LHA, while years four and five are based on estimated planning amounts, not actual awards.

LHAs may sometimes secure other sources of funding and assistance that you will note in their CIP, such as: Community Preservation Act (CPA) funding, Community Development Block Grant (CDBG) funding, Local Affordable Housing Trust Funds (AHTF), HOME grants, income from leasing a cell tower on their property, savings from net meter credit contracts with solar developers, utility rebates and contracted work from utility providers, and Sheriff's Department work crews. However, not all of these funding sources are available every year, or in all communities.

The CIP includes the following parts:

- A table of available funding sources and amounts
- A list of planned capital projects showing spending per fiscal year
- A table showing special awards and other funding for targeted projects, if any, which supplements Formula Funding awarded to the LHA
- A 'narrative' with a variety of additional information.

**Additional Remarks by Framingham Housing Authority**

Our goal as always is to enhance the life-quality of our residents. Our CIP addresses this goal by focusing on upgrading our aging property and health and safety items. We can complete many of the projects by using FHA Staff and therefore able to get more projects done.

**Capital Improvement Plan (CIP)**

**Aggregate Funding Available for Projects in the First Three Years of the CIP:**

Category of Funds	Allocation	Planned Spending	Description
Balance of Formula Funding (FF)	\$2,926,335.59		Total of all FF awards minus prior FF spending
LHA Emergency Reserve	\$438,950.34		Amount to reserve for emergencies
Net FF Funds (First 3 Years of the CIP)	\$2,487,385.25	\$2,460,670.12	Funds to plan & amount actually planned in the first 3 years of the CIP
ADA Set-aside	\$35,226.25	\$35,226.25	Accessibility projects
DMH Set-aside	\$76,772.87	\$76,772.87	Dept. of Mental Health facility
DDS Set-aside	\$54,880.60	\$53,960.60	Dept. of Developmental Services facility
Unrestricted Formula Funding (FF)	\$2,320,505.53	\$2,294,710.40	Funds awarded by DHCD to be used on projects selected by the LHA and approved by DHCD.
Special DHCD Funding	\$494,656.89	\$494,656.89	Targeted awards from DHCD
Community Development Block Grant (CDBG) Funds	\$64,999.35	\$64,999.35	Federal funds awarded by a city or town for specific projects.
Community Preservation Act (CPA) Funds	\$0.00	\$0.00	Community Preservation Act funds awarded by a city or town for specific projects.
Operating Reserve(OR) Funds	\$8,921.00	\$8,921.00	Funds from the LHA's operating budget.
Other Funds	\$979,475.44	\$979,475.44	Funds other than those in the above categories. See explanation below.
Total funds and planned spending	\$4,035,437.93	\$4,008,722.79	Total of all anticipated funding available for planned projects and the total of planned spending.

**Additional notes about funding:**

the housing authority is always looking to utilize other sources of funding as they become available.

**Capital Improvement Plan (CIP)****CIP Definitions:**

**ADA Set-aside** is funding allocated within the Formula Funding (FF) for use on projects that improve accessibility for people with disabilities. 10% of FF awards are designated for this purpose.

**Available State Bond Funding** is the amount of State Bond Funding available to the LHA for the first three years of the CIP. It is calculated by totaling all of FF and Special Awards granted to the LHA through the end of the third year of the plan and subtracting the amount of these funds spent prior to July 1 of the first year of the plan.

**Amount spent prior to the plan** is the total amount of Formula Funding (FF) and Special Awards spent prior to July 1 of the first year of the plan.

**Capital project** is a project that adds significant value to an asset or replaces building systems or components. Project cost must be greater than \$1000.

**CDBG** stands for Community Development Block Grant, a potential source of project funds.

**CPA** stands for Community Preservation Act, a potential source of project funds.

**CapHub Project Number** is the number given to projects entered into DHCD's project management system known as CapHub.

**DMH Set-aside** is funding allocated within the Formula Funding (FF) for use on facilities leased to the Department of Mental Health (DMH) program vendors, if any exist at this LHA.

**DDS Set-aside** is funding allocated within the Formula Funding (FF) for use on facilities leased to the Department of Developmental Services (DDS) program vendors, if any exist at this LHA.

**Formula Funding (FF)** is an allocation of state bond funds to each LHA according to the condition (needs) of its portfolio in comparison to the entire state-aided public housing portfolio.

**Operating Reserve** is an account, funded from the LHA operating budget, primarily used for unexpected operating costs, including certain extraordinary maintenance or capital projects.

**Other Funds** could include other funding by the city or town or from other sources.

**Special Awards** are DHCD awards targeted to specific projects. Award programs include funds for emergencies beyond what an LHA can fund, for complying with regulatory requirements, for projects that will save water or energy use, and various other programs the department may run from time to time.

**Total Cost** is the sum of investigation, design, administration, permitting, and construction costs for a project

**Unrestricted Formula Funding (FF)** is money awarded to the LHA by DHCD under the Formula Funding program other than amounts set aside (restricted) for accessibility improvements or for facilities operated by DMH or DDS.

Capital Improvement Plan (CIP)

Formula Funding and Special DHCD Award Planned Spending - Other funding not included

Cap Hub Project Number	Project Name	Development(s)	Total Cost	Amount Spent Prior to Plan	Remaining Planned for 2022	fy2023 Planned	fy2024	fy2025	fy2026	fy2027
100130	FF: Gutter and Downspout Replacement	TEMPLE PLACE 689-01	\$8,921	\$0	\$0	\$0	\$0	\$0	\$0	\$0
100132	HILAPP St Lo Windows, Siding, Ext Doors	St. Lo Rd 200-02	\$1,462,517	\$974,769	\$0	\$0	\$524,079	\$0	\$0	\$0
100140	FF: Kitchens/Bathrooms/Floors Reno 667-4 17	Arsenal 667-04	\$27,972	\$27,972	\$0	\$0	\$0	\$0	\$0	\$0
100142	FF: Unit Rehab	Rose Kennedy 667-06	\$15,000	\$6,125	\$0	\$0	\$12,554	\$0	\$0	\$0
100146	FF: Fire Alarm Upgrades	Arsenal 667-04	\$50,000	\$50,000	\$0	\$0	\$0	\$0	\$0	\$0
100157	FF: Site Lighting Upgrades	Rose Kennedy Lane/Rose Kennedy Lane	\$19,286	\$11,370	\$0	\$0	\$8,318	\$0	\$0	\$0
100159	FF: 1B Rose Kennedy Lane Rehab	Rose Kennedy 667-06	\$25,943	\$5,415	\$0	\$0	\$20,529	\$0	\$0	\$0
100167	FF: Tub Wall Replacement 667-5	Rose Kennedy 667-06	\$1,000	\$977	\$0	\$0	\$0	\$0	\$0	\$0
100168	FF: RKL WINDOW REPLACEMENT	Rose Kennedy 667-06	\$158,649	\$130,855	\$0	\$0	\$27,795	\$0	\$0	\$0
100169	FF: tub wall replacement 667-6	Rose Kennedy 667-06	\$1,000	\$907	\$0	\$0	\$0	\$0	\$0	\$0
100171	ADA Accessible Door	Hastings House 667-07	\$9,990	\$6,736	\$0	\$0	\$3,255	\$0	\$0	\$0



Capital Improvement Plan (CIP)

Formula Funding and Special DHCD Award Planned Spending - Other funding not included

Cap Hub Project Number	Project Name	Development(s)	Total Cost	Amount Spent Prior to Plan	Remaining Planned for 2022	fy2023 Planned	fy2024	fy2025	fy2026	fy2027
100172	17 st lo Emergency Sewer Pipe Repair	St. Lo Rd 200-02	\$13,141	\$13,141	\$0	\$0	\$0	\$0	\$0	\$0
100175	(2020) Site Paving 667-5	Rose Kennedy 667-06	\$4,500	\$3,750	\$0	\$0	\$750	\$0	\$0	\$0
100176	(2020) Site Paving 667-6	Rose Kennedy 667-06	\$4,500	\$0	\$0	\$0	\$4,500	\$0	\$0	\$0
100178	Occupied Kitchen Renovations	Everett, Gallagher, and Grant Streets	\$218,559	\$15,914	\$0	\$10,246	\$196,843	\$0	\$0	\$0
100179	Security Cameras (667-2)	Everett, Gallagher, and Grant Streets	\$10,000	\$7,948	\$0	\$0	\$2,053	\$0	\$0	\$0
100180	Basement Drainage	Everett, Gallagher, and Grant Streets	\$40,250	\$19,414	\$0	\$0	\$20,837	\$0	\$0	\$0
100181	(2020)Exterior Door Replacement 667-3	Arsenal 667-04	\$10,143	\$10,143	\$0	\$0	\$0	\$0	\$0	\$0
100182	Roofs 667-3 & 667-4	Arsenal 667-04	\$394,000	\$396,694	\$0	\$1,000	\$0	\$0	\$0	\$0
100185	(2020) 667-6 RKL Floors/kitchens/baths	Rose Kennedy 667-06	\$10,058	\$10,058	\$0	\$0	\$0	\$0	\$0	\$0
100187	ROOF TOP AC UPGRADE	Hastings House 667-07	\$40,250	\$10,500	\$0	\$0	\$28,263	\$1,488	\$0	\$0
100188	Re-pointing of Masonry	Hastings House 667-07	\$103,876	\$102,318	\$0	\$500	\$0	\$0	\$0	\$0
100194	FF: H&S FY20: Fencing Repairs	Rose Kennedy 667-06	\$20,000	\$11,974	\$0	\$0	\$8,026	\$0	\$0	\$0

Capital Improvement Plan (CIP)

Formula Funding and Special DHCD Award Planned Spending - Other funding not included

Cap Hub Project Number	Project Name	Development(s)	Total Cost	Amount Spent Prior to Plan	Remaining Planned for 2022	fy2023 Planned	fy2024	fy2025	fy2026	fy2027
100196	FF: H&S FY20: LED Entrance lights	St. Lo Rd 200-02	\$2,500	\$2,170	\$0	\$0	\$330	\$0	\$0	\$0
100197	FF: H&S FY20: columns and railings/broken flag stone patio	Arsenal 667-04	\$28,875	\$27,531	\$0	\$0	\$1,345	\$0	\$0	\$0
100200	667-3 Ars rd Vacant Unit Repairs	Guadacanal, Normandy, and Arsenal Road 667-03	\$6,864	\$2,391	\$0	\$0	\$6,864	\$0	\$0	\$0
100201	667-4 Ars Rd Vacant Unit Repairs	Arsenal 667-04	\$6,864	\$3,866	\$0	\$0	\$5,468	\$0	\$0	\$0
100202	Security Cameras Ars (667-4)	Arsenal 667-04	\$5,800	\$5,800	\$0	\$0	\$0	\$0	\$0	\$0
100205	Fire Alarm Repairs Emergency	Rose Kennedy 667-06	\$18,504	\$14,308	\$0	\$0	\$4,196	\$0	\$0	\$0
100206	Community Room A/C Upgrade	Rose Kennedy 667-06	\$40,250	\$0	\$0	\$0	\$38,479	\$1,771	\$0	\$0
100207	Fire Alarm Repairs Emergency	Oran Road 705-03	\$1,216	\$1,216	\$0	\$0	\$0	\$0	\$0	\$0
100209	Water Break Ars.	Arsenal 667-04	\$7,327	\$7,327	\$0	\$0	\$0	\$0	\$0	\$0
100210	Emergency A/C Replacement	Alexander St 689-03	\$10,000	\$0	\$0	\$0	\$10,000	\$0	\$0	\$0
100212	Kitchens/Baths/F loors (vacant units 667-3)	Guadacanal, Normandy, and Arsenal Road 667-03	\$22,249	\$8,175	\$0	\$0	\$19,249	\$0	\$0	\$0

**Capital Improvement Plan (CIP)**

Formula Funding and Special DHCD Award Planned Spending - Other funding not included

Cap Hub Project Number	Project Name	Development(s)	Total Cost	Amount Spent Prior to Plan	Remaining Planned for 2022	fy2023 Planned	fy2024	fy2025	fy2026	fy2027
100213	Hallways/ Entry Doors /stair treads	Guadacanal, Normandy, and Arsenal Road 667-03	\$135,031	\$11,341	\$0	\$0	\$123,690	\$0	\$0	\$0
100215	Roof for community building	Arsenal 667-04	\$16,589	\$0	\$0	\$0	\$16,589	\$0	\$0	\$0
100216	(2020) Exterior Door Replacement 667-4	Arsenal 667-04	\$12,085	\$12,085	\$0	\$0	\$0	\$0	\$0	\$0
100217	(2020)667-4 Ars floors/kitchens/b aths	Arsenal 667-04	\$10,114	\$10,114	\$0	\$0	\$0	\$0	\$0	\$0
100220	Kitchen/Bathrooms/Floors (vacant units 667-5)	Rose Kennedy Lane 667-05	\$15,000	\$5,302	\$0	\$0	\$9,905	\$0	\$0	\$0
100221	Kitchen/Bathrooms/Floors (vacant units 667-6)	Rose Kennedy 667-06	\$15,000	\$14,427	\$0	\$0	\$1,192	\$0	\$0	\$0
100222	Site Fence Replacement Temple	TEMPLE PLACE 689-01	\$12,000	\$0	\$0	\$0	\$12,000	\$0	\$0	\$0
100223	misc improvements	TEMPLE PLACE 689-01	\$5,983	\$0	\$0	\$0	\$5,983	\$0	\$0	\$0
100224	Fire Escape/Deck Replacement 24 underwood	Underwood 689-02	\$15,000	\$14,578	\$0	\$0	\$422	\$0	\$0	\$0

Capital Improvement Plan (CIP)

Formula Funding and Special DHCD Award Planned Spending - Other funding not included

Cap Hub Project Number	Project Name	Development(s)	Total Cost	Amount Spent Prior to Plan	Remaining Planned for 2022	fy2023 Planned	fy2024	fy2025	fy2026	fy2027
100225	Bathroom Plumbing Fixture Replacement	TEMPLE PLACE 689-01	\$16,370	\$0	\$0	\$0	\$16,370	\$0	\$0	\$0
100226	Site Fencing and Storage Shed Replacement	Alexander St 689-03	\$25,265	\$11,162	\$0	\$0	\$14,104	\$0	\$0	\$0
100229	Driveway/Tree Trimming/ Misc. Site work as needed.	Underwood 689-02	\$12,000	\$8,150	\$0	\$0	\$3,850	\$0	\$0	\$0
100230	Fire alarm Control panel Replacement	Everett, Gallagher, and Grant Streets 667-02	\$21,713	\$21,713	\$0	\$0	\$0	\$0	\$0	\$0
100231	panel and heat detector replacement	Arsenal 667-04	\$27,470	\$24,133	\$0	\$0	\$11,230	\$0	\$0	\$0
100232	emergency storm drain repair.	Rose Kennedy Lane 667-05	\$10,000	\$2,256	\$0	\$0	\$7,745	\$0	\$0	\$0
100233	Accessible approaches ADA sidewalks	Rose Kennedy Lane 667-05, 667-06	\$15,599	\$15,000	\$0	\$0	\$0	\$0	\$0	\$0
100234	Roof Replacement	Scattered Site 705-01	\$57,475	\$21,328	\$0	\$0	\$36,147	\$0	\$0	\$0
100235	Heating system	Scattered Site 705-01	\$14,823	\$6,819	\$0	\$0	\$8,005	\$0	\$0	\$0
100238	(2021)Site improvements	St. Lo Rd 200-02	\$20,000	\$0	\$0	\$0	\$20,000	\$0	\$0	\$0
100239	occupied kitchen renovations (2)	Everett, Gallagher, and Grant Streets 667-02	\$50,000	\$0	\$0	\$0	\$50,000	\$0	\$0	\$0

Capital Improvement Plan (CIP)

Formula Funding and Special DHCD Award Planned Spending - Other funding not included

Cap Hub Project Number	Project Name	Development(s)	Total Cost	Amount Spent Prior to Plan	Remaining Planned for 2022	fy2023 Planned	fy2024	fy2025	fy2026	fy2027
100240	SUMP PUMPS AND BASEMENT IMPROVEMENTS	Everett, Gallagher, and Grant Streets 667-02	\$45,375	\$0	\$0	\$0	\$45,375	\$0	\$0	\$0
100241	Site lighting replacement	Everett, Gallagher, and Grant Streets 667-02	\$62,934	\$0	\$0	\$0	\$62,934	\$0	\$0	\$0
100242	Kitchens/Bathrooms/Floors Renovations 667-3	Guadacanal, Normandy, and Arsenal Road 667-03	\$28,250	\$0	\$0	\$0	\$27,150	\$1,100	\$0	\$0
100243	667-3 Ars floors/kitchens/baths	Guadacanal, Normandy, and Arsenal Road 667-03	\$10,000	\$0	\$0	\$0	\$10,000	\$0	\$0	\$0
100244	Parking Lot Repave	Guadacanal, Normandy, and Arsenal Road 667-03	\$170,598	\$10,056	\$0	\$5,949	\$154,417	\$0	\$0	\$0
100245	Kitchens Arsenal 667-4	Arsenal 667-04	\$15,000	\$4,189	\$0	\$0	\$10,812	\$0	\$0	\$0
100246	Arsenal Road Site Repaving/Curbs/ Site Fence Replacement	Arsenal 667-04	\$45,767	\$879	\$0	\$0	\$45,767	\$0	\$0	\$0
100247	interior unit door replacement	Rose Kennedy Lane 667-05	\$32,000	\$0	\$0	\$0	\$0	\$32,000	\$0	\$0
100248	vacant unit rehab	Rose Kennedy Lane 667-05	\$15,000	\$2,099	\$0	\$0	\$12,902	\$0	\$0	\$0
100249	Intercom upgrade	Hastings House 667-07	\$0	\$0	\$0	\$0	\$0	\$0	\$0	\$0

Capital Improvement Plan (CIP)

Formula Funding and Special DHCD Award Planned Spending - Other funding not included

Cap Hub Project Number	Project Name	Development(s)	Total Cost	Amount Spent Prior to Plan	Remaining Planned for 2022	fy2023 Planned	fy2024	fy2025	fy2026	fy2027
100250	Intercom Upgrade	Memorial House 667-08	\$231,055	\$0	\$0	\$0	\$221,815	\$9,240	\$0	\$0
100251	WINDOW REPLACEMENT	Memorial House 667-08	\$150,000	\$0	\$0	\$0	\$81,362	\$68,639	\$0	\$0
100252	Window Replacement Bethany	Scattered Site 705-01	\$15,000	\$0	\$0	\$0	\$15,000	\$0	\$0	\$0
100253	RKL Lightning Strike 11-13-21 (Even Side)	Rose Kennedy Lane	\$27,430	\$27,430	\$0	\$0	\$0	\$0	\$0	\$0
100254	Kitchen Renovations	Alexander St 689-03	\$34,788	\$23,400	\$0	\$0	\$34,788	\$0	\$0	\$0
100255	Walkway Tripping Hazard Repairs	Memorial House 667-08	\$13,000	\$11,909	\$0	\$0	\$13,000	\$0	\$0	\$0
100256	Common Areas Hallway Painting	Memorial House 667-08	\$41,975	\$0	\$0	\$0	\$0	\$0	\$0	\$0
100257	Carpet Squares Common Area Hallways	Memorial House 667-08	\$29,900	\$0	\$0	\$0	\$0	\$0	\$0	\$0
100258	Laundry Room Floor Replacement	Memorial House 667-08	\$9,775	\$0	\$0	\$0	\$0	\$0	\$0	\$0
100259	Chain Link Fencing Replacement	Memorial House 667-08	\$29,900	\$0	\$0	\$0	\$0	\$0	\$0	\$0
100260	Miscellaneous Site Improvements	Memorial House 667-08	\$12,938	\$0	\$0	\$0	\$0	\$0	\$0	\$0
100261	Storage Garage	Scattered Site 705-01	\$31,250	\$0	\$0	\$0	\$0	\$0	\$0	\$0

Capital Improvement Plan (CIP)

Formula Funding and Special DHCD Award Planned Spending - Other funding not included

Cap Hub Project Number	Project Name	Development(s)	Total Cost	Amount Spent Prior to Plan	Remaining Planned for 2022	fy2023 Planned	fy2024	fy2025	fy2026	fy2027
100263	ARPA Targeted Award-Framingham Fire Alarm System Upgrade	667-02, 667-08, 689-01, 689-02	\$959,476	\$0	\$0	\$0	\$0	\$0	\$0	\$0
•	Kitchen and Bath Renovations - Phase 3	St. Lo Rd 200-02	\$151,250	\$0	\$0	\$0	\$0	\$0	\$0	\$151,250
•	(2022) Interior Renovations St Lo	St. Lo Rd 200-02	\$151,250	\$0	\$0	\$0	\$0	\$0	\$0	\$0
•	Vacant unit improvements	St. Lo Rd 200-02	\$30,250	\$0	\$0	\$0	\$0	\$0	\$0	\$0
•	security cameras	St. Lo Rd 200-02	\$75,625	\$0	\$0	\$0	\$0	\$0	\$75,625	\$0
•	(2020) Site Paving 200-2	St. Lo Rd 200-02	\$6,806	\$0	\$0	\$6,806	\$0	\$0	\$0	\$0
•	Furnace replacement	St. Lo Rd 200-02	\$170,913	\$0	\$0	\$0	\$0	\$0	\$0	\$0
•	Complete plumbing modernization	St. Lo Rd 200-02	\$963,164	\$0	\$0	\$0	\$0	\$0	\$0	\$28,159
•	Chimney re-lining	St. Lo Rd 200-02	\$166,375	\$0	\$0	\$0	\$0	\$0	\$0	\$0
•	(2020) Site Paving 667-2	Everett, Gallagher, and Grant Streets 667-02	\$6,806	\$0	\$0	\$0	\$0	\$0	\$6,806	\$0
•	667-3 Kitchens/Bathrooms and floors	Guadacanal, Normandy, and Arsenal Road 667-03	\$50,000	\$0	\$0	\$0	\$0	\$0	\$50,000	\$0

Capital Improvement Plan (CIP)

Formula Funding and Special DHCD Award Planned Spending - Other funding not included

Cap Hub Project Number	Project Name	Development(s)	Total Cost	Amount Spent Prior to Plan	Remaining Planned for 2022	fy2023 Planned	fy2024	fy2025	fy2026	fy2027
•	tubwalls 4	Guadacanal, Normandy, and Arsenal Road 667-03	\$37,813	\$0	\$0	\$0	\$0	\$0	\$37,813	\$0
•	Bathroom Upgrades 667-3	Guadacanal, Normandy, and Arsenal Road 667-03	\$25,300	\$0	\$0	\$0	\$0	\$0	\$0	\$25,300
•	Vacant Units 667-3	Guadacanal, Normandy, and Arsenal Road 667-03	\$14,950	\$0	\$0	\$0	\$0	\$0	\$0	\$14,950
•	Maint BLDG Renovation Study	Guadacanal, Normandy, and Arsenal Road 667-03	\$30,000	\$0	\$0	\$0	\$0	\$0	\$0	\$0
•	Kitchens and Bathrooms Renovations	Arsenal 667-04	\$37,813	\$0	\$0	\$0	\$0	\$0	\$0	\$0
•	667-4 kitchens/Bathroom/Floors	Arsenal 667-04	\$121,000	\$0	\$0	\$0	\$0	\$0	\$0	\$121,000
•	tubwalls 3	Arsenal 667-04	\$37,813	\$0	\$0	\$0	\$0	\$0	\$37,813	\$0
•	Arsenal Road Common Area Hallways	Arsenal 667-04	\$150,000	\$0	\$0	\$0	\$0	\$0	\$150,000	\$0
•	Common Area Hallway Painting Phase 2	Arsenal 667-04	\$100,050	\$0	\$0	\$100,050	\$0	\$0	\$0	\$0
•	Security Cameras	Arsenal 667-04	\$23,000	\$0	\$0	\$23,000	\$0	\$0	\$0	\$0



Capital Improvement Plan (CIP)

Formula Funding and Special DHCD Award Planned Spending - Other funding not included

Cap Hub Project Number	Project Name	Development(s)	Total Cost	Amount Spent Prior to Plan	Remaining Planned for 2022	fy2023 Planned	fy2024	fy2025	fy2026	fy2027
•	Vacant units 667-4	Arsenal 667-04	\$14,950	\$0	\$0	\$14,950	\$0	\$0	\$0	\$0
•	(2020) 667-5 Floors/Kitchen/Baths	Rose Kennedy Lane 667-05	\$151,250	\$0	\$0	\$0	\$0	\$0	\$151,250	\$0
•	Entry Doors RKL (1)	Rose Kennedy Lane 667-05	\$113,438	\$0	\$0	\$0	\$0	\$0	\$113,438	\$0
•	tubwalls 1	Rose Kennedy Lane 667-05	\$37,813	\$0	\$0	\$0	\$0	\$0	\$0	\$37,813
•	(2020) Tub wall Replacement 667-6	Rose Kennedy 667-06	\$5,000	\$0	\$0	\$0	\$0	\$0	\$0	\$0
•	interior Unit door replacement	Rose Kennedy 667-06	\$37,813	\$0	\$0	\$0	\$0	\$0	\$0	\$0
•	Entry Doors RKL (2)	Rose Kennedy 667-06	\$113,438	\$0	\$0	\$113,438	\$0	\$0	\$0	\$0
•	tubwalls 2	Rose Kennedy 667-06	\$37,813	\$0	\$0	\$0	\$0	\$0	\$37,813	\$0
•	exterior entry door replacement	Rose Kennedy 667-06	\$151,250	\$0	\$0	\$0	\$0	\$151,250	\$0	\$0
•	Vacant Units 667-6	Rose Kennedy 667-06	\$0	\$0	\$0	\$0	\$0	\$0	\$0	\$0
•	Repointing Phase 2	Hastings House 667-07	\$226,875	\$0	\$0	\$0	\$0	\$0	\$226,875	\$0
•	change unit locks	Hastings House 667-07	\$31,050	\$0	\$0	\$31,050	\$0	\$0	\$0	\$0
•	Vacant Units Hastings	Hastings House 667-07	\$14,950	\$0	\$0	\$14,950	\$0	\$0	\$0	\$0

Capital Improvement Plan (CIP)

Formula Funding and Special DHCD Award Planned Spending - Other funding not included

Cap Hub Project Number	Project Name	Development(s)	Total Cost	Amount Spent Prior to Plan	Remaining Planned for 2022	fy2023 Planned	fy2024	fy2025	fy2026	fy2027
•	Cracks and lintel separation	Guadacanal, Normandy, and Arsenal Road 667-03	\$48,073	\$0	\$0	\$48,073	\$0	\$0	\$0	\$0
•	Exterior door replacement	Rose Kennedy Lane 667-05	\$235,950	\$0	\$0	\$235,950	\$0	\$0	\$0	\$0
•	Interior Floor Finishes Replacement	TEMPLE PLACE 689-01	\$29,231	\$0	\$0	\$3,510	\$25,722	\$0	\$0	\$0
•	Interior Floor Finishes Replacement	Underwood 689-02	\$41,941	\$0	\$0	\$0	\$5,038	\$36,904	\$0	\$0
•	Bathroom Plumbing Fixture Replacement	Underwood 689-02	\$33,284	\$0	\$0	\$0	\$3,976	\$29,309	\$0	\$0
•	Roofing Replacement	Underwood 689-02	\$34,336	\$0	\$0	\$0	\$0	\$0	\$0	\$0
•	Roofing Replacement	Alexander St 689-03	\$57,473	\$0	\$0	\$0	\$0	\$0	\$0	\$0
•	Heat Detector Replacement	Oran Road 705-03	\$2,268	\$0	\$0	\$0	\$252	\$2,017	\$0	\$0

Capital Improvement Plan (CIP)

FUNDS IN ADDITION TO ANNUAL FORMULA FUNDING AWARD

Cap Hub Project Number	Project Name	DHCD Special Award Comment	Special DHCD Awards				Other Funding			
			Emergency Reserve	Compliance Reserve	Sustainability	Special Awards	CDBG	CPA	Operating Reserve	Other Funds
100130	FF: Gutter and Downspout Replacement		\$0	\$0	\$0	\$0	\$0	\$0	\$8,921	\$0
100132	HILAPP St Lo Windows, Siding, Ext Doors	HILAPP St Lo Siding, Windows, Ext Doors	\$0	\$0	\$0	\$1,462,517	\$0	\$0	\$0	\$0
100194	FF: H&S FY20: Fencing Repairs	H&S FY20: Fencing Repairs	\$0	\$0	\$0	\$20,000	\$0	\$0	\$0	\$0
100196	FF: H&S FY20: LED Entrance lights	H&S FY20: LED Entrance lights	\$0	\$0	\$0	\$2,500	\$0	\$0	\$0	\$0
100197	FF: H&S FY20: columns and railings/broken flag stone patio	H&S FY20: columns and railings/broken flag stone patio	\$0	\$0	\$0	\$28,875	\$0	\$0	\$0	\$0
100233	Accessible approaches ADA sidewalks		\$0	\$0	\$0	\$0	\$65,000	\$0	\$0	\$20,000
100263	ARPA Targeted Award- Framingham Fire Alarm System Upgrade		\$0	\$0	\$0	\$0	\$0	\$0	\$0	\$959,476

## **Capital Improvement Plan (CIP) Narrative**

### **Including Requests to DHCD & Supporting Statements**

#### **1. Request for increased spending flexibility.**

DHCD designates a spending target (cap share) and an allowable spending range for each year of the CIP. A Housing Authority may request to shift the cap shares of the first three years in order to increase scheduling flexibility. A CIP utilizing this flexibility is called an Alternate CIP. The total spending over three years and over five years must continue to meet the limits set by DHCD. DHCD will approve an Alternate CIP only with acceptable justification and only if funding is available.

Framingham Housing Authority has not submitted an Alternate CIP.

#### **2. Request for additional funding.**

A Housing Authority may request additional funding from DHCD for projects that qualify as emergencies, required legal compliance upgrades, or sustainability improvements.

Framingham Housing Authority has not requested additional funding.

#### **3. Overall goals of the Housing Authority's CIP**

Our goal as always is to enhance the life-quality of our residents. Our CIP addresses this goal by focusing on upgrading our aging properties. Our focus is on high priority projects that effect the health and safety of our residents. In order, to address as many physical needs as possible most of the projects are completed by our maintenance staff.

#### **4. Changes from the Housing Authority's previous CIP**

Every new CIP differs from the previous CIP because projects have been completed and a new year has been added with new projects. These changes and other significant changes to the content of the CIP are highlighted below:

we have added projects such as entry door replacements and kitchens and bathroom renovations for empty units.

#### **5. Requirements of previous CIP approval**

There were no special conditions attached to the approval of our previous CIP.

#### **6. Quarterly capital reports**

Our most recent quarterly capital report (form 80 and 90) was submitted on 05/16/2022.

**7. Capital Planning System (CPS) updates**

Our CPS facility data has been updated with current condition information, including changes resulting from projects completed in the past year, as of .

**8. Project priorities**

All the projects in our CIP are high priority (Priority 1 and 2 projects).

**9. High priority deficiencies**

We have included all of our high priority (CPS priority 1 and 2) projects in our CIP.

**10. Accessibility**

We are not aware of any accessibility deficiencies in our portfolio.

**11. Special needs development**

Framingham Housing Authority has one or more special needs (167 or 689 programs) development. We have completed the service provider input process according to the required procedures detailed in the lease agreement and held an annual meeting with the service provider staff at all special needs developments as of 07/22/2022.

**12. Energy and water consumption**

Our 12 most recent monthly energy reports are for months 5/2021 to 4/2022.

The following table lists the DHCD thresholds for Per Unit Monthly (PUM) expense for electricity, natural gas, oil, and water use and the developments at the Housing Authority that have expenses in excess of the thresholds, if any.

	<b>Electric PUM &gt; Threshold</b>	<b>Gas PUM &gt; Threshold</b>	<b>Oil PUM &gt; Threshold</b>	<b>Water PUM &gt; Threshold</b>
Threshold PUM:	\$100	\$80	\$50	\$60
	667-06			705-01
	667-02			667-07
	667-03			667-08
	667-04			200-02
	667-05			667-02
				667-05
				200-01

Framingham Has notoriously high water rates.

**13. Energy or water saving initiatives**

Framingham Housing Authority is currently pursuing energy or water-saving audits or grants as n utilize grants from the LEAN program whenever possible.

**14. Vacancy rate**

Our unadjusted vacancy rate reported to DHCD is as follows. (The unadjusted vacancy rate captured in these figures is the percentage of ALL housing units that are vacant, including both offline units being used for other purposes and units with DHCD vacancy waivers.)

- 4% c. 667 (DHCD Goal 2%)
- 3% c. 200 (DHCD Goal 2%)
- 0% c. 705 (DHCD Goal 2%)

Framingham Housing Authority will address the excess vacancies in the following manner:  
All off-line units are actively working to get rentable.

## Maintenance and Repair Plan

### **Maintenance Objective**

The goal of good property maintenance at a public housing authority is to serve the residents by assuring that the homes in which they live are decent, safe, and sanitary.

### **About This Maintenance and Repair Plan**

This Maintenance & Repair Plan consists of several subsections describing maintenance systems followed by charts showing typical preventive maintenance, routine maintenance, and unit inspection tasks and schedules. These subsections are:

- a. **Classification and Prioritization of Maintenance Tasks** - Defines and prioritizes types of work to be accomplished by maintenance staff and vendors. Explains how the housing authority is expected to respond to work orders (tasks or requests) based on the work order classification.
- b. **Emergency Response System** - Defines what constitutes an emergency and how to notify staff of an emergency.
- c. **Normal Maintenance Response System** - How to contact the maintenance staff for a non-emergency request.
- d. **Work Order Management** - Description of the housing authority's system for managing work orders (tasks and requests).
- e. **Maintenance Plan Narrative & Policy Statement** - Self-assessment, basic information, and goals for the coming year, along with a description of the housing authority's maintenance program.
- f. **Preventive Maintenance Schedule** - A listing and schedule of tasks designed to keep systems and equipment operating properly, to extend the life these systems and equipment, and to avoid unexpected breakdowns.
- g. **Routine Maintenance Schedule** - A listing and schedule of ordinary maintenance tasks such as mopping, mowing, raking, and trash collection required to keep the facilities in good condition.
- h. **Unit Inspections** - Scheduling of annual unit inspections.

### **Classification and Prioritization of Maintenance Tasks**

Maintenance items are tracked as “work orders” and are classified in the following categories. They are prioritized in the order listed. The following classifications and prioritization are required by the Department of Housing and Community Development (DHCD).

- I. **Emergencies** - Emergencies are only those conditions which are **immediately threatening** to the life or safety of our residents, staff, or structures.
  - **Goal: initiated with 24 to 48 hours.**
- II. **Vacancy Refurbishment - Work necessary to make empty units ready for new tenants.**
  - After emergencies, the refurbishment of vacancies for immediate re-occupancy has the highest priority for staff assignments. **Everyday a unit is vacant is a day of lost rent.**
  - **Goal: vacancy work orders are completed within 30 calendar days or if not completed within that timeframe, LHA has a waiver.**
- III. **Preventive Maintenance** - Work which must be done to **preserve and extend the useful life** of various elements of your physical property and avoid emergency situations.
  - A thorough Preventive Maintenance Program and Schedule that deals with all elements of the physical property is provided later in the document.
  - The Preventive Maintenance Program is reviewed and updated annually and as new systems and facilities are installed.
- IV. **Programmed Maintenance** - Work which is important and is completed to the greatest extent possible within time and budget constraints. Programmed maintenance is grouped and scheduled to make its completion as efficient as possible. Sources of programmed maintenance include:
  - Routine Work includes those tasks that need to be done on a regular basis to keep our physical property in good shape. (Mopping, Mowing, Raking, Trash, etc.)
  - Inspections are the other source of programmed maintenance.
    - o Inspections are visual and operational examinations of parts of our property to determine their condition.
    - o All dwelling units, buildings and sites must be inspected at least annually.
    - o **Goal: Inspection-generated work orders are completed within 30 calendar days from the date of inspection, OR if cannot be completed within 30 calendar days, are added to the Deferred Maintenance Plan or the Capital Improvement Plan in the case of qualifying capital repairs (unless health/safety issue).**
- V. **Requested Maintenance** - Work which is requested by residents or others, does not fall into any category above, and should be accomplished as time and funds are available.
  - Requests from residents or others for maintenance work which does not fall into one of the other categories has the lowest priority for staff assignment.
  - **Goal: Requested work orders are completed in 14 calendar days from the date of tenant request or if not completed within that timeframe (and not a health or safety issue), the task is added and completed in a timely manner as a part of the Deferred Maintenance Plan and/or CIP.**



**Emergency Request System**

For emergency requests call the numbers listed here. Qualifying emergency work requests are listed below.

<b>METHOD</b>	<b>CONTACT INFO.</b>	<b>TIMES</b>
Call Answering Service	508-872-0422	after hours, weekends, and holidays
Call LHA at Phone Number	508-872-0422	8:00 am - 4:00 pm

A maintenance emergency is defined as "a condition that is immediately threatening to the life and safety of residents, staff, or structures."

If a tenant has a medical, police, or fire emergency, they need to call 911 immediately.

If a tenant has a Maintenance emergency during normal business hours, they should call Maintenance at 508-872-0422.

If a tenant has a Maintenance emergency after hours, weekends, or holidays, they should contact the Framingham Housing Authority's Answering Service at 508-872-0422. The answering service will contact a member of our staff to respond to the emergency.

List of Emergencies - Emergencies are those conditions which are immediately threatening to the life or safety of our residents, staff, or structures. The following is a list of typical conditions that warrant an emergency response. If there is an emergency condition whether or not enumerated on this list please notify the office or answering service at the numbers listed above. If you have any questions regarding this list or other matters that may constitute an emergency, please contact the Framingham Housing Authority main office.

<b>QUALIFYING EMERGENCY WORK REQUESTS</b>
Fires of any kind (Call 911)
Gas leaks/ Gas odor (Call 911)
No electric power in unit
Electrical hazards, sparking outlets
Broken water pipes, flood
No water/ unsafe water
Sewer or toilet blockage
Roof leak
Lock outs
Door or window lock failure
No heat
No hot water
Snow or ice hazard condition
Dangerous structural defects
Inoperable smoke/CO detectors, beeping or chirping
Elevator stoppage or entrapment
Inoperable emergency lighting or exit signs
Inoperative refrigerator or stove
Blocked egress/exits
Blocked electrical panel
Exposed wires, unsecured or missing covers, open breaker port, missin
Call for aide not working or cord missing, blocked, tied up or does not r
Clogged sink, toilet, drain, or sewer odor
Heater/Exhaust system leaking dangerous gases
GFCI outlet is inoperable
Evidence of leak, mold, mildew
Window will not stay up; window will not lock; broken window pane
Flammables improperly stored
Excessive garbage in area not designated for storage

Infestation of rodents or insects
Sharp edges that could pose a cutting hazard
Tripping hazards
Leaking pipes
Drip legs do not extend within 12" of floor
Door hardware is inoperable
Self-closing door does not latch
Risk of falling chimney pieces
No running water in unit or building
Elevator inoperable
Fire extinguisher expired
Fire sprinkler components missing or damaged

**Normal Maintenance Request Process**

Make normal (non-emergency) maintenance requests using the following methods:

<b>METHOD</b>	<b>CONTACT INFO.</b>	<b>TIMES</b>
Text Phone Number		
Call Answering Service	508-872-0422	8:00 am - 4:30 pm
Call Housing Authority Office		
Submit Online at Website		
Email to Following Email		
Other		

**Work Order Management**

A. DHCD review of this housing authority’s operations shows that the authority uses the following system for tracking work orders:

Type of work order system: PHAWeb

Work order classification used:

Emergency	✓
Vacancy	✓
Preventative Maintenance	✓
Routine	✓
Inspections	✓
Tenant Requests	✓

B. We also track deferred maintenance tasks in our work order system.

C. Our work order process includes the following steps:

Step	Description	Checked steps are used by LHA
1	Maintenance Request taken/submitted per the standard procedures listed above for the Emergency Request System and the Normal Maintenance Request Process.	<input checked="" type="checkbox"/>
2	Maintenance Requests logged into the work system	<input checked="" type="checkbox"/>
3	Work Orders generated	<input checked="" type="checkbox"/>
4	Work Orders assigned	<input checked="" type="checkbox"/>
5	Work Orders tracked	<input checked="" type="checkbox"/>
6	Work Orders completed/closed out	<input checked="" type="checkbox"/>
7	Maintenance Reports or Lists generated	<input checked="" type="checkbox"/>

**Maintenance Plan Narrative**

Following are Framingham Housing Authority’s answers to questions posed by DHCD.

A. Narrative Question #1: How would you assess your Maintenance Operations based on feedback you’ve received from staff, tenants, DHCD’s Performance Management Review (PMR) & Agreed Upon Procedures (AUP), and any other sources?

The maintenance and administrative team continue to do excellent work. Maintenance staff has worked very hard to collaborate with tenants to handle maintenance issues as safely, timely, and efficiently as possible.

B. Narrative Question #2: What changes have you made to maintenance operations in the past year?

For the most part, maintenance operations have remained the same. When necessary, certain precautions (including wearing a mask, gloves, etc.) are followed throughout the course of work. It is of the utmost importance that staff and tenants feel safe while maintenance work is carried out. Staff continues to complete work order paperwork in a timely manner and document their work on their daily maintenance sheets. This effort allows maintenance operations to run smoothly and promotes ongoing transparency.

C. Narrative Question #3: What are your maintenance goals for this coming year?

Our main maintenance goal for this coming year is to maintain the efficiency of our current work order system. We are aware that everyone benefits when the paperwork for work orders is completed and filed in a timely manner. This allows us to maximize efficiency and spend our time completing the necessary work at hand.

D. Maintenance Budget Summary

The budget numbers shown below are for the consolidated budget only. They do not include values from supplemental budgets, if any.

	Total Regular Maintenance Budget	Extraordinary Maintenance Budget
Last Fiscal Year Budget	\$1,301,122.00	\$140,049.00
Last Fiscal Year Actual Spending	\$1,359,547.00	\$132,811.00
Current Fiscal Year Budget	\$1,326,355.00	\$95,000.00

E. Unit Turnover Summary

# Turnovers Last Fiscal Year	94
Average time from date vacated to make Unit "Maintenance Ready"	52 days
Average time from date vacated to lease up of unit	77 days

**Attachments**

These items have been prepared by the Framingham Housing Authority and appear on the following pages:

Preventive Maintenance Schedule - a table of preventive maintenance items showing specific tasks, who is responsible (staff or vendor), and the month(s) they are scheduled

Deferred Maintenance Schedule - a table of maintenance items which have been deferred due to lack of resources.



# Maintenance Plan

Program and Procedures

## 1. Introduction

This document outlines the Framingham Housing Authority's (FHA) maintenance program and procedures.

### ***DESCRIPTION OF FHA DEVELOPMENTS:***

#### A. 667

667-2 Everit Ave, John J. Gallagher Drive, 130 Grant Street

667-3 Arsenal Road

667-4 Arsenal Road

667-5 Rose Kennedy Lane (even addresses)

667-6 Rose Kennedy Lane (odd addresses)

667-7 Hastings House 115 Cochituate Road, Framingham, MA 01702

667-8 Memorial House 317 Hollis Street, Framingham, MA 01702

#### B. 200-2

St Lo

Corregidor

Guadalcanal

#### C. MUSTERFEILD

Anzio

Pearl Harbor

Concord Street

Arsenal

#### D. 689's

40 Temple Street

85 Alexander Street

24 Underwood Road

#### E. 705's

705-1- 8/10 Webster Street, 46 Bethany Road, 234-236 Beaver Street

705-2 - (Pelham Properties) managed by Corcoran Management

705-3- Oran Road

#### F. 28's (Federal)

28-1 Beaver, Carlson and Pusan

28-2 John J. Brady Drive

#### G. FHDCII Properties

3 Wilmont Road, 1220 Concord Street, 27 Coburn Street, 45/47 Arsenal Road, 55/57 Arsenal Road, 124 Lawrence.

## **2. Staffing**

The FHA has 15 full-time and 0 part-time employees.

## **3. Tracking of Maintenance Work/Work Orders:**

All maintenance work performed by the FHA staff is tracked through a work order system, PHA-Web. Work orders are generated by routine scheduled work, on demand routine and emergency requests from the residents and staff, the results of apartments/building inspections, and the preventive maintenance program.

Work orders are prepared and tracked by computers/tablets from the Administrative Office or on the go via Maintenance staff. Work orders are entered into the system by the administrative/maintenance staff based on maintenance requests received from residents as well as from all other sources. Resident requests are received by telephone calls or walk-in requests at the Maintenance or Administrative Office. For after hours, holiday and weekend emergency problems, the tenants call an emergency number for on-call staff to be notified.

## **4. Routine Maintenance**

The primary routine maintenance tasks at this site are custodial in nature and related to the general cleanliness and appearance of the property and equipment.

Maintenance employees complete a series of scheduled routine tasks on a daily, weekly, and monthly basis to ensure that FHA properties and equipment are well cared for and properly functioning. These tasks strive to maintain the condition of the building exterior, building interior, and all related equipment.

As it pertains to the exterior building, staff will take actions such as power washing trash areas and picking trash from common areas including the playground and picnic area. This ongoing effort is helpful in keeping FHA properties clean and ensuring that all tenants can enjoy a safe living environment.

Regular action will also be taken to ensure that the interiors of FHA buildings are clean for residents. This ongoing effort strives to keep specific areas clean including woodwork, glass on windows and doors, stairways, laundry rooms, and trash areas. Vacuuming also takes place on a regular basis to maintain clean common areas for FHA residents.

Collectively, these routine maintenance tasks help to guarantee a safe, clean, and welcoming environment for tenants to live and go about their daily lives with ease.

A complete list of routine maintenance tasks can be found on attachment A of this manual.



## **5) Annual Unit Inspections**

The Maintenance Director or designee and on staff Housing Inspector will perform an annual inspection of each unit in the property using an inspection form provided by the Authority. All items found during the inspection considered immediate threats to life and property (emergencies) must be initiated or repaired within 24 hours. All other items should be corrected as soon as possible, but in no more than 30 business days. During these inspections, the inspectors may identify trends in the condition of certain building components, these observations should be brought to the attention of the Maintenance Director. The Maintenance Director will also review these inspection forms to make a separate assessment of any unit condition that should be addressed. Any housekeeping concerns observed by maintenance during the annual inspection or any other unit entry should be promptly reported to the administrative staff.

## **6) Preventive Maintenance**

Preventive maintenance is work which must be done to preserve and extend the useful life of materials, building systems, equipment and other elements of the FHA properties and to prevent emergency situations. Due to the complexity of the FHA mechanical systems at this site, preventive maintenance is provided through a combination of outside contractors and FHA staff.

Maintenance staff walks all properties on an annual basis to inspect insect screens, make a list of missing or damaged screens to be repaired or replaced, inspect damaged down spouts, and inspect air conditioning equipment. These actions are paramount to maintaining the condition of all FHA properties.

Staff is tasked with checking all exterior lights each month to ensure that they are properly operating for each building. This is important because it helps maintain a safe environment for tenants.

A series of tasks are completed each year to maintain FHA grounds and landscaping efforts. Mulch is ordered and subsequently delivered to the various properties, seasonal planting takes place, and spring clean ups take place at each unit. This work allows FHA properties to maintain a clean and organized appearance for staff and tenants alike.

There are also a series of actions taken to ensure that the electrical systems are functioning properly without a risk of danger. For example, the generators are tested on an annual basis to verify that they are working in case of an emergency. Elevators are also inspected each year to maintain their working condition and for the safety of residents.

Maintenance staff and mechanics also take preventive measures to maintain the condition of automobiles and small engines owned and operated by the Authority. The trucks used by maintenance staff are checked each month for potential oil changes and inspection stickers. Seasonal equipment including plows, sanders, and salt spreaders are also examined to ensure

that they are fully functional for staff use. Collectively, these preventive tasks help diminish the likelihood of emergencies and strive to guarantee longevity for various tools and materials.

A complete list of preventive maintenance tasks can be found in attachment A of this manual.

The following are contracted out by the FHA:

**a) Fire Protection**

An outside firm under contract to the Authority maintains the buildings' fire protection system. This firm will test the operation of the system on a semi-annual basis in accordance with the guidelines provided by the National Fire Protection Association. If any maintenance person detects a problem with the system – typically limited to hearing the audible trouble alarm – they should immediately contact the Authority's alarm contractor.

Maintenance of this system by the FHA maintenance staff is limited to assisting the contractor in performing their inspections and responding to assist the Fire Department when an alarm is triggered. At no time should an FHA employee silence or turn off a fire protection system without the express authorization of the Framingham Fire Department.

**b) Extermination/Pest Control**

The Authority contracts out for all pest related issues. This includes spraying for bees, hornets, wasps or any other flying insects. All resident complaints concerning cockroaches, flying insects, mice or other pests are handled by the Authority's pest control contractor.

Pest control problems are addressed through an integrated pest management approach. This approach is designed to minimize the amount of chemicals used to treat a problem. The contractor will work to identify the harborage point of the infestation and treat it at its source. The contractor may require the assistance of Authority maintenance staff to make any necessary repairs to assist in the control of the problem.

When the maintenance staff becomes aware of a pest problem either through resident or other reports or through their own observation, they should inform the Maintenance Director. The Administrative staff will assist in the preparation of notices to ensure full access for treatment of the problem.

**c) Generator Service:**

The generators at Hastings, Memorial and John J. Brady Drive administrative office are serviced twice a year by a contractor.

## **7) Vacancy Turnaround**

The Maintenance Director has the primary responsibility of coordinating the maintenance turnaround of units. All efforts will be made to re-occupy a unit within 20-30 business days of the unit becoming vacant.

The terms of the lease require each resident to give the Authority 30 days written notice of their intent to vacate a unit. Residents are directed to provide written notice to the administrative staff. If the administrative staff receives written notice of a tenant's intent to vacate, they will promptly notify the Maintenance Director and the tenant selection staff of the planned move out date.

Experience has shown not all residents provide proper written notice. It is not unheard of for residents to move out without any notice. As the primary regular site presence, maintenance staff should promptly investigate any information concerning someone vacating. If an investigation finds that someone has moved out of their unit without notice, maintenance should immediately notify the administrative staff.

Once a unit is vacant, the Maintenance Director should conduct a move out inspection. The former resident of the unit should be invited to participate in this inspection. The unit will be inspected to determine if there is any damage to the unit beyond normal wear and tear that should be repaired at the expense of the former occupant. In addition, the inspection should identify what repairs will be needed to prepare the unit for re-occupancy. Depending on the workload, the maintenance staff may be expected to paint and clean the apartment, or the work may be contracted out. The Maintenance supervisor will make the determination and coordinate any other outside contractor work needed to complete this turnaround.

The timely re-occupancy of its units is a core part of the Authority's operations. Because of this importance, senior Authority staff will meet on a weekly basis to review occupancy issues in a staff meeting.

The administrative or maintenance staff will show prospective residents' available units. During the presentations, the staff person will make certain to present all the positive aspects of the site and the unit being shown.

Once a new tenant has taken possession of a unit, the administrative staff will conduct a move in inspection. The purpose of this inspection is to take a written snapshot of the condition of the unit at move in. This record will be used to determine if the resident will be held responsible for any excess wear and tear or damage to the unit identified during annual or move out inspections.

## **8) Maintenance Charges**

The Authority does use a Schedule of Standard Maintenance Charges (attachment C) to assess a resident for maintenance related work. When maintenance repairs are determined to be

required because of resident/guest abuse or misuse, the resident is charged the actual Authority costs to make the repair. The charges will vary due to the amount of time of the repair (regular or after hours), the hourly rate of the person making the repairs, and the materials involved. The maintenance employee who completed the work will indicate whether they feel an item should be a resident charge on the work order. A copy of this work order will be forwarded to the administrative office for a final calculation of the charge for the repair.

A written itemized bill will be sent to resident. Failure to promptly pay a maintenance charge or enter into and keep a repayment agreement for said charge is grounds for eviction. A resident may appeal the assessment of a maintenance charge to the Public Housing Director or designee and may also appeal this charge through the grievance process.

## **9) Definition of Maintenance Emergencies**

A maintenance emergency refers to when a building's residents or Authority staff are faced with a health or life-threatening situation or if there is a building condition that will result in serious structural or systems damage if it is not repaired immediately.

The Authority considers the following items maintenance emergencies:

- Fires of any kind (Call 911)
- Gas leaks / Gas odor (Call 911)
- Electric power failures
- Electrical hazards, sparking outlets
- Broken water pipes, flood,
- No water / unsafe water
- Sewer or toilet blockage
- Roof leak
- Lock outs, Door or Window lock failure
- No heat / Heating system does not work
- No Hot water
- Snow or ice storm
- Dangerous structural defects
- Inoperable Smoke / CO detectors, beeping or chirping
- Elevator stoppage, entrapment
- Inoperable emergency lighting or exit signs
- Inoperative refrigerator or Stove
- Blocked egress /exits
- Blocked electrical panel
- Exposed wires, Unsecured or missing covers, open breaker port, missing knockouts
- Call for Aide not working or cord missing, blocked, tied up or does not reach to floor
- Clogged sink, toilet, or drain, Sewer odor
- Heater / Exhaust system leaking dangerous gases

- GFCI Outlet is inoperable
- Evidence of Leak/Mold/Mildew
- Window will not stay up, Window will not lock, Broken Windowpane
- Flammables improperly stored
- Excessive garbage in area not designated for storage
- Infestation of Rodents or Insects
- Sharp edges that could pose a cutting hazard
- Tripping hazards
- Leaking pipes
- Drip legs do not extend within 12" of floor
- Door hardware is inoperable
- Self-closing door does not latch
- Risk of falling chimney pieces
- No running water in unit or building
- Elevator inoperable
- Fire Extinguisher expired / Fire Sprinkler components missing or damaged
- Fire Alarm Control Panel System Trouble

Attachment D: contains this list and a handout given to residents upon signing a lease.

**10) Deferred Maintenance;**

Work orders will be deferred if:

- a. if items may be best completed if the unit is vacant
- b. If the item is a season item
- c. lack of funding
- d. efficiency (where it is easier to group common tasks together to a larger project)
- e. organizational upkeep tasks
- f. if the work shall be part of a larger Modernization Project.

The FHA will keep a list of deferred maintenance items with the following information:

1. Item
2. Date added to Deferred Maintenance Plan
3. Item Description
4. Location and/or unit#
5. Reason Deferred
6. Estimated Costs
7. Materials Needed
8. Original Work order#
9. Target Completion Date
10. Actual Completion Date
11. Other Comments

**ATTACHMENT A**

<b>Routine Maintenance Schedule and Checklist</b>														
<b>LHA NAME: Framingham Housing Authority</b>			<b>All Developments</b>											
<b>Landscaping and Grounds Routine Maintenance</b>														
<b>Building Exterior</b>														
<b>TASK</b>	<b>Frequency</b>	<b>By</b>	<b>Jan</b>	<b>Feb</b>	<b>Mar</b>	<b>Apr</b>	<b>May</b>	<b>Jun</b>	<b>Jul</b>	<b>Aug</b>	<b>Sep</b>	<b>Oct</b>	<b>Nov</b>	<b>Dec</b>
Power Wash Trucks	Weekly	Staff	X	X			X	X	X	X				
Power Wash Musterfield Trash Areas	Monthly	Staff					X	X	X	X				
Musterfield Playground/Picnic Area Picked Up	Daily	Staff					X	X	X	X	X			
Clean main drain on Anzio Road	Monthly	Staff	X				X				X			
<b>Building Routine Maintenance</b>														
<b>Building Interior</b>														
<b>TASK</b>	<b>Frequency</b>	<b>By</b>	<b>Jan</b>	<b>Feb</b>	<b>Mar</b>	<b>Apr</b>	<b>May</b>	<b>Jun</b>	<b>Jul</b>	<b>Aug</b>	<b>Sep</b>	<b>Oct</b>	<b>Nov</b>	<b>Dec</b>
Common Areas 667-3 & 667-4 Clean Landings	Monthly	Staff	X		X		X		X		X		X	
Common Areas 667-3 & 667-4 Wipe down wood work	Monthly	Staff	X		X		X		X		X		X	
Common Areas 667-3 & 667-4 Clean glass on windows, front/back of doors	Monthly	Staff	X		X		X		X		X		X	
Common Areas 667-3 & 667-4 Clean windows in the hallways	Monthly	Staff	X		X		X		X		X		X	
RKL&667-2 - clean landings	Monthly	Staff		X		X		X		X		X		X
RKL&667-2 - wipe down wood work	Monthly	Staff		X		X		X		X		X		X
RKL&667-2 - clean glass on windows/doors (front & back)	Monthly	Staff		X		X		X		X		X		X
RKL&667-2 - clean windows in hallways	Monthly	Staff		X		X		X		X		X		X
JJB Common Area - vacuum	Monthly	Staff	X				X		X		X		X	
JJB Common Area - glass cleaned (front/back)	Monthly	Staff	X				X		X		X		X	
JJB Common Area - windows cleaned	Monthly	Staff	X				X		X		X		X	
JJB Common Area - stairways cleaned	Monthly	Staff	X				X		X		X		X	

**Routine Maintenance Schedule and Checklist**

<b>LHA NAME: Framingham Housing Authority</b>			<b>All Developments</b>												
Cleaning laundry rooms at Arsenal/JJB/RKL/Everit Ave	Weekly	Staff	X	X	X	X	X	X	X	X	X	X	X	X	X
Trash removal	Per schedule	Staff	X	X	X	X	X	X	X	X	X	X	X	X	X
Clean all laundry rooms	Per schedule	Staff	X	X	X	X	X	X	X	X	X	X	X	X	X
<b>Other:</b>															
Have a safety meeting	Monthly	Staff	X	X	X	X	X	X	X	X	X	X	X	X	X

**NOTE:**

***Routine (and Emergency) Work Orders are generated will be created due to results from Inspections Maintenance Tasks.***

**Preventive Maintenance Schedule and Checklist**

**LHA NAME: Framingham Housing Authority**

**All Developments**

**Buildings & Grounds Preventive Maintenance**

**Building Exterior**

<b>TASK</b>	<b>Frequency</b>	<b>By</b>	<b>Jan</b>	<b>Feb</b>	<b>Mar</b>	<b>Apr</b>	<b>May</b>	<b>Jun</b>	<b>Jul</b>	<b>Aug</b>	<b>Sep</b>	<b>Oct</b>	<b>Nov</b>	<b>Dec</b>
Exterior Dryer vent cleaning John J. Brady Drive	Annually	Staff		X										
Remove AC Covers 28-2 JJB (Week of Marathon Monday)	Annually	Staff				X								
Walk all Properties and Inspect Insect Screens, Make List of Missing/Damaged Screens and Replace/Repair as Needed	Annually	Staff				X								
Inspect Properties for Damaged Down Spouts & Gutters/Repair as Needed	Annually	Staff				X								
Inspect All AC Equip. in All Locations (service if needed)	Annually	Staff					X							
1 Hour Check Exterior Lights For Proper Operation	Monthly	Staff	X	X	X	X	X	X	X	X	X	X	X	X
Exterior Painting at 667-3 and 667-4 Incl. Railings/Benches	Annually	Staff							X					

**Building Interior**

Inspect Hastings Garage Floor (Determine Need for Reseal)	Annually	Staff										X		
Daylight Savings - make sure clocks are set	Bi-Annually	Staff			X								X	
Heavy Cleaning of Main Office	Annually	Staff		X										

**Buildings & Grounds Preventive Maintenance**

<b>TASK</b>	<b>Frequency</b>	<b>By</b>	<b>Jan</b>	<b>Feb</b>	<b>Mar</b>	<b>Apr</b>	<b>May</b>	<b>Jun</b>	<b>Jul</b>	<b>Aug</b>	<b>Sep</b>	<b>Oct</b>	<b>Nov</b>	<b>Dec</b>
-------------	------------------	-----------	------------	------------	------------	------------	------------	------------	------------	------------	------------	------------	------------	------------



**Preventive Maintenance Schedule and Checklist**

<b>LHA NAME: Framingham Housing Authority</b>			<b>All Developments</b>											
<b>Trash / Recycling Room</b>														
Inspect All Trash Areas for Needed Fence Repairs (St. Lo)	Annually	Staff				X								
Maguire Equip.both trash compactors (Hastings/Memorial)	Annually	Staff			X									
Power Wash Trash Shutes - Hastings/Memorial	Annually	Staff		X										
<b>Landscaping</b>														
Plant Pansies/Other Seasonal Plantings All Locations	Annually	Staff					X							
Seasonal Plantings Switch at Musterfield	Annually	Staff							X					
Plant "Fall" Flowers at All Locations - Last Week	Annually	Staff									X			
Mount Leaf Vac for Leaf Collection	Annually	Staff										X		
Go Thru All Landscape Contractors for Spring Clean Ups	Annually	Staff				X								
Order and Deliver Mulch	Annually	Staff				X								
<b>Grounds</b>														
Grounds Crew Start Following Grass Cutting Schedule	Annually	Staff					X							
Grounds Crew Work at All Locations	Annually	Staff					X							
Inspect All Flags/Replace if Nec. - Week Before Mem. Day	Annually	Staff					X							
Clear Debris From Drying Yard at 28-1	Annually	Staff											X	
Check all grounds for sticks/heavy branches	Annually	Staff			X									
Send Water Truck Out (discretion Director of Maintenance)	Monthly	Staff					X	X	X	X	X	X		
<b>Mechanical, Electrical Systems Preventive Maintenance</b>														
<b>HVAC (Heating, Ventilation, Air Conditioning)</b>														
<b>TASK</b>	<b>Frequency</b>	<b>By</b>	<b>Jan</b>	<b>Feb</b>	<b>Mar</b>	<b>Apr</b>	<b>May</b>	<b>Jun</b>	<b>Jul</b>	<b>Aug</b>	<b>Sep</b>	<b>Oct</b>	<b>Nov</b>	<b>Dec</b>

**Preventive Maintenance Schedule and Checklist**

<b>LHA NAME: Framingham Housing Authority</b>			<b>All Developments</b>														
Inspect/Clean All Boilers Beaver, Carlson, Pusan (28-1)	Annually	Staff										X					
<b>Plumbing</b>																	
Install Water Tank	Annually	Staff						X									
Irrigation Turned On/Tested - Irrigation Vendor 1st Week	Annually	Staff						X									
(Musterfield) Exercise Leonard Valves	Monthly	Staff	X	X	X	X	X	X	X	X	X	X	X	X	X	X	X
Spray Park - test the back flow preventer and make sure it is ready to go for the warm weather	Annually	Staff/Town						X									
<b>Electrical system</b>																	
Load Test Generators Hastings/Memorial/Main Office	Annually	Staff														X	
Sweep clean all hot water/electrical rooms	Annually	Staff	X														
Check all hot water/electrical rooms for debris	Annually	Staff	X														
Elevator Inspections Memorial/Hastings/Main office	Annually	Staff					X										
Generators at Hastings/Memorial/Main Office	Annually	Staff					X										
Month End - Generator PM Schedule Hastings/Memorial JJB	Annually	Staff													X		

**Preventive Maintenance Schedule and Checklist**

**LHA NAME: Framingham Housing Authority**

**All Developments**

**Machine Preventive Maintenance**

<b>Automobile</b>														
<b>TASK</b>	<b>Frequency</b>	<b>By</b>	<b>Jan</b>	<b>Feb</b>	<b>Mar</b>	<b>Apr</b>	<b>May</b>	<b>Jun</b>	<b>Jul</b>	<b>Aug</b>	<b>Sep</b>	<b>Oct</b>	<b>Nov</b>	<b>Dec</b>
Check for oil changes/inspection stickers on trucks	Monthly	Mechanic	X	X	X	X	X	X	X	X	X	X	X	X

<b>Small Engines</b>														
Bring all spring equipment to maint. mechanic for repairs	Annually	Staff			X									
Wash All Plows and Snow Equipment for Storage (add fuel stabilizer when required)	Annually	Staff				X								
Wash/Put Away Sanders and Salt Spreaders From Trucks	Annually	Staff				X								
Clear and clean salt bins	Annually	Staff				X								
Service all snow equipment	Weekly	Staff	X											

**Other**

<b>Meetings</b>														
<b>TASK</b>	<b>Frequency</b>	<b>By</b>	<b>Jan</b>	<b>Feb</b>	<b>Mar</b>	<b>Apr</b>	<b>May</b>	<b>Jun</b>	<b>Jul</b>	<b>Aug</b>	<b>Sep</b>	<b>Oct</b>	<b>Nov</b>	<b>Dec</b>
Meet with Fleet Mechanic to Discuss What Needs to be Ordered for Winter Months/What Large Repairs are Needed for Existing Equipment	Annually	Staff								X				

# ATTACHMENT B




## FRAMINGHAM HOUSING AUTHORITY

1 John J. Brady Drive  
Framingham, MA 01702-2300

### Charges for Maintenance Repairs

Approved by the Board May 13, 2013



PAUL LANDERS  
EXECUTIVE DIRECTOR

TELEPHONE (508) 879-7562  
Fax (508) 626-0252

TTY RELAY SERVICE 711

COMMISSIONERS:

JANET LEOMBRUNO  
PHYLLIS A. MAY  
ROBERT L. MERUSI  
JANICE M. ROGERS  
STEPHEN P. STARR

<u>Item</u>	<u>Price</u>
Screen Door	\$250.00
Rescreen Door	\$50.00
Window Screen	\$35.00
Rescreen Window	\$15.00
Broken Window	\$8.00 per sq. ft. of glass
Inside Door Glass	\$125.00
New Locks	\$125.00
New Locks 200-1/2	\$200.00
Rekey Locks	\$25.00
Rekey Locks 200-1/2	\$50.00
Extra Set of Keys	\$15.00
Lockout	\$40.00 (Approved by Board on 5.13.13)
Countertop Replacement	\$18.00 per sq. ft.
Garbage Disposal Replacement	\$250.00 or actual cost
Outside Debris Removal	ACTUAL COST
Thermostat	Specific cost by development
Light Bulb (Replacement)	\$5.00 (Approved by Board on 11.14.11)
Paint (Gallon)	\$15.00

- Removal of any items from your unit will be charged according to an hourly wage for each employee used.
- Labor charges will be added to any unnecessary tasks not due to usual wear and use by tenant.
- Any unreported damage noted by the FHA and not reported by the tenant shall be repaired and charged accordingly.
- Any damages not listed on this sheet will be charged according to fair labor and material cost to repair the item.
- All charges must be PAID at the Housing Authority Office within 10 days of the billing date.

PL 5/13/13



EQUAL HOUSING OPPORTUNITY

# ATTACHMENT C

**If you have a medical, police, or fire emergency, you need to contact 911 immediately.**

## **Emergency definition and lists**

Definition of a maintenance emergency – **A condition that is immediately threatening to the life and safety of residents, staff, or structures.**

The following is the minimum list of emergencies that should be called out to maintenance for immediate repair:

Examples of Emergencies to be called to maintenance

- |  |  |
|--|--|
| <ul style="list-style-type: none"><li>• Fires of any kind (Call 911)</li><li>• Gas leaks or Gas odor (Call 911)</li><li>• Electric power failures</li><li>• Electrical hazards, sparking outlets</li><li>• Broken water pipes or flooding</li><li>• No water or unsafe water</li><li>• Sewer or toilet blockage</li><li>• Roof leaks</li><li>• Lock outs</li></ul> | <ul style="list-style-type: none"><li>• Door or Window lock failure</li><li>• No heat</li><li>• No Hot water</li><li>• Snow or ice storm</li><li>• Dangerous structural conditions</li><li>• Inoperable Smoke or CO detectors, beeping or chirping detectors</li><li>• Elevator stoppage or entrapment</li></ul> |
|--|--|

If a tenant has an emergency during normal business hours they should call **508-872-0422**. If a tenant has an emergency after hours, weekends, or holidays, they should contact the Framingham Housing Authority **Answering Service at 508-872-0422**. The answering service will contact a member of our staff to respond to the emergency.

**IF you have a medical, police or fire emergency, you need to call 911 immediately**

## Framingham Housing Authority Deferred Work Order Report

Filter Criteria Includes: 1) Project: All Projects, 2) Deferred Type: All Types, 3) Deferred Note: N/A, 4) Completed: 1/1/2021 to 12/31/2022

Work Order Number	Completed Date/Time	Deferred Note	Deferred Type
65373	3/13/2021 4:00 PM	Floor project	Deferred Maintenance Plan
65375	3/13/2021 4:00 PM	Floor project	Deferred Maintenance Plan
65376	3/13/2021 4:00 PM	Floor project	Deferred Maintenance Plan
65378	3/13/2021 4:00 PM	Floor project	Deferred Maintenance Plan
65383	3/13/2021 4:00 PM	Floor project	Deferred Maintenance Plan
65461	3/18/2021 2:51 PM	Floor project	Deferred Maintenance Plan
65471	3/24/2021 10:00 AM	Beaver Phase I	Capital Improvement Plan
65473	3/20/2021 4:00 PM	Floor project	Deferred Maintenance Plan
65536	3/29/2021 4:00 PM	Floor project	Deferred Maintenance Plan
65608	4/5/2021 4:00 PM	Floor project	Deferred Maintenance Plan
65615	4/5/2021 4:00 PM	Floor project	Deferred Maintenance Plan
65698	4/6/2021 12:51 PM	Floor project	Deferred Maintenance Plan
65955	4/26/2021 4:00 PM	Floor project	Deferred Maintenance Plan
65957	4/27/2021 4:00 PM	tubwall project	Deferred Maintenance Plan
65988	4/30/2021 10:00 AM	Floor project	Deferred Maintenance Plan
66618	6/1/2021 4:00 PM	Floor project	Deferred Maintenance Plan
66985	6/21/2021 4:00 PM	fewnce project	Deferred Maintenance Plan
67141	11/4/2021 4:00 PM	offline Waivers	Deferred Maintenance Plan
67195	7/3/2021 4:00 PM	Floor project	Deferred Maintenance Plan
67451	7/21/2021 4:00 PM	window project	Deferred Maintenance Plan
67924	8/13/2021 4:00 PM	Multiple Project	Deferred Maintenance Plan
68223	9/7/2021 4:00 PM	ceiling project	Deferred Maintenance Plan
68713	10/24/2021 10:30 AM	floor project	Deferred Maintenance Plan
68763	10/6/2021 12:00 PM	85 Alexander Kitchen Plan	Capital Improvement Plan
68798	10/12/2021 8:00 AM	intercom project	Deferred Maintenance Plan
69038	10/19/2021 4:00 PM	Beaver PHASE I	Capital Improvement Plan
69050	11/3/2021 4:00 PM	tub-wall project	Deferred Maintenance Plan
69092	10/25/2021 4:00 PM	painter project	Deferred Maintenance Plan
69093	10/25/2021 4:00 PM	painter project	Deferred Maintenance Plan
69139	10/26/2021 4:00 PM	painter project	Deferred Maintenance Plan
69147	10/15/2021 4:00 PM	Beaver PHASE I	Capital Improvement Plan
69148	10/15/2021 4:00 PM	Beaver PHASE I	Capital Improvement Plan
69149	10/15/2021 4:00 PM	Beaver PHASE I	Capital Improvement Plan
69173	11/17/2021 8:13 AM	Painter project	Deferred Maintenance Plan
69197	11/2/2021 4:00 PM	Painter project	Deferred Maintenance Plan
69301	12/30/2021 4:00 PM	Private contractor project	Deferred Maintenance Plan
69357	11/5/2021 4:00 PM	painter project	Deferred Maintenance Plan
69543	11/13/2021 10:30 AM	Intercom project	Deferred Maintenance Plan
69557	11/16/2021 4:00 PM	Beaver PHASE I	Capital Improvement Plan
69825	12/1/2021 4:00 PM	painter project	Deferred Maintenance Plan
69838	12/1/2021 4:00 PM	floor project	Deferred Maintenance Plan
70026	1/6/2022 4:00 PM	painter project	Deferred Maintenance Plan
70722	3/2/2022 4:00 PM	Beaver PHASE I	Capital Improvement Plan
70725	3/2/2022 4:00 PM	Beaver PHASE I	Capital Improvement Plan
70769	3/7/2022 4:00 PM	Painter project	Deferred Maintenance Plan
70989	3/29/2022 4:02 PM	Beaver project	Capital Improvement Plan
70990	3/29/2022 4:03 PM	Beaver project	Capital Improvement Plan
71019	4/5/2022 12:55 PM	painter project	Deferred Maintenance Plan
71178	4/13/2022 4:00 PM	Beaver project Phase 1	Capital Improvement Plan
71179	4/13/2022 4:00 PM	Beaver project Phase 1	Capital Improvement Plan

## Framingham Housing Authority Deferred Work Order Report

Filter Criteria Includes: 1) Project: All Projects, 2) Deferred Type: All Types, 3) Deferred Note: N/A, 4) Completed: 1/1/2021 to 12/31/2022

71224	4/19/2022 4:00 PM	kitchen renovation project	Capital Improvement Plan
71385	5/2/2022 4:00 PM	Beaver Phase 1	Capital Improvement Plan
71386	5/2/2022 4:00 PM	Beaver Phase 1	Capital Improvement Plan
71387	5/2/2022 4:00 PM	Beaver Phase 1	Capital Improvement Plan
71910	6/6/2022 10:07 AM	Beaver StPHASE 1	Capital Improvement Plan
71911	6/6/2022 10:10 AM	Beaver St Phase 1	Capital Improvement Plan
71945	6/6/2022 11:14 AM	Beaver St PHASE 1	Capital Improvement Plan
71969	6/8/2022 10:22 AM	Beaver PHASE 1	Capital Improvement Plan
72055	6/17/2022 4:00 PM	Beaver St PHASE 1	Capital Improvement Plan
72056	6/17/2022 4:00 PM	Beaver St PHASE 1	Capital Improvement Plan
72057	6/17/2022 4:00 PM	Beaver St PHASE 1	Capital Improvement Plan
72058	6/17/2022 4:00 PM	Beaver St PHASE 1	Capital Improvement Plan
72125	6/24/2022 9:47 AM	Beaver St PHASE 1	Capital Improvement Plan
72154	6/28/2022 11:49 AM	Beaver St PHASE 1	Capital Improvement Plan
72273	7/8/2022 11:48 AM	Beaver st PHASE 1	Capital Improvement Plan
72274	7/8/2022 11:49 AM	Beaver St-PHASE 1	Capital Improvement Plan
72275	7/8/2022 11:51 AM	Beaver St- PHASE 1	Capital Improvement Plan
72276	7/8/2022 11:52 AM	Beaver St-PHASE 1	Capital Improvement Plan

*End of Report*

Operating Budget

The tables on the following pages show the approved budget and actual income and spending per budget account (row) for the fiscal year ending 12/31/2021. It also shows the approved budget for the current year (2022) if there is one, and the percent change from last year's spending to this year's approved budget. The final column shows the current approved amount for each account divided by the number of housing units and by 12 months to show the amount per unit per month (PUM). The chart does not show a draft budget for the coming fiscal year as that will typically be developed in the final month of the fiscal year.

The budget format and accounts are mandated by the Department of Housing and Community Development (DHCD). For a better understanding of the accounts and discussion of special situations see the notes following the budget tables and the "Definitions of Accounts" at the end of this section.

The LHA maintains a consolidated budget (400-1) for all state-aided 667 (Elderly), 200 (family), and 705 (scattered site family) developments owned by the LHA. It does not maintain separate budgets for each development, except as noted in the list of budgets below.

Budgets included in this Annual Plan:

1. Consolidated Budget (400-1) for all state-aided 667 (Elderly), 200 (family), and 705 (scattered site family) developments owned by Framingham Housing Authority , except as noted for separate budgets on the following pages.
2. The Musterfield At Concord Place
3. Scattered Site - Beaver Gardens/Beaver Park



**Operating Reserve**

The LHA's operating reserve is the amount of funds that an LHA sets aside to sustain itself during lean years, or to remedy urgent health and safety concern or address deferred maintenance items. In addition, while DHCD approves a fixed non-utility operating budget level for every LHA (called the Allowable Non-Utility Expense Level, or ANUEL), LHAs can propose a budget that exceeds that level, with the additional cost to be funded from the Operating Reserve, as long as the reserve will still remain above the minimum threshold set by DHCD.

DHCD defines a full (100%) Operating Reserve (OR) amount to be equal to one-half of the previous year's operating expenses and requires LHAs to maintain a minimum OR of 35% of this amount to cover any unplanned but urgent needs that may arise during the year and that can't be funded by the operating budget. If the reserve is between 20% and 35% of the full level, the LHA must obtain prior written approval from DHCD to spend reserve funds, unless the expense is to resolve a health and safety issue. If the reserve is below the 20% level, the LHA can only spend OR funds on health and safety issues. In both cases, the LHA should address the health and safety issue immediately but must retroactively inform DHCD and obtain its approval.

The Framingham Housing Authority operating reserve at the end of fiscal year 2021 was \$14,866,286.00, which is 699.5% of the full reserve amount defined above.

Consolidated Budget (400-1) for all state-aided 667 (Elderly), 200 (family), and 705 (scattered site family) developments owned by Framingham Housing Authority , except as noted for separate budgets on the following pages.						
<b>REVENUE</b>						
Account Number	Account Class	2021 Approved Revenue Budget	2021 Actual Amounts Received	2022 Approved Revenue Budget	% Change from 2021 Actual to 2022 Budget	2022 Dollars Budgeted per Unit per Month
3110	Shelter Rent - Tenants	\$2,902,644.00	\$2,895,517.00	\$2,881,728.00	-0.5%	\$381.79
3111	Shelter Rent - Tenants - Fraud/Retroactive	\$0.00	\$0.00	\$0.00	0%	\$0.00
3115	Shelter Rent - Federal Section 8	\$0.00	\$0.00	\$0.00	0%	\$0.00
3190	Nondwelling Rentals	\$0.00	\$0.00	\$0.00	0%	\$0.00
3400	Administrative Fee - MRVP	\$0.00	\$0.00	\$0.00	0%	\$0.00
3610	Interest on Investments - Unrestricted	\$110.00	\$66.00	\$170.00	157.6%	\$0.02
3611	Interest on Investments - Restricted	\$44,550.00	\$21,919.00	\$21,083.00	-3.8%	\$2.79
3690	Other Revenue	\$18,000.00	\$202,889.00	\$18,000.00	-91.1%	\$2.38
3691	Other Revenue - Retained	\$177,045.00	\$182,684.00	\$166,407.00	-8.9%	\$22.05
3692	Other Revenue - Operating Reserves	\$0.00	\$0.00	\$0.00	0%	\$0.00
3693	Other Revenue - Energy Net Meter	\$0.00	\$0.00	\$166,407.00	100%	\$22.05
3801	Operating Subsidy - DHCD (4001)	\$1,066,561.00	\$999,929.00	\$1,102,601.00	10.3%	\$146.08
3802	Operating Subsidy - MRVP Landlords	\$0.00	\$0.00	\$0.00	0%	\$0.00
3803	Restricted Grants Received	\$0.00	\$0.00	\$0.00	0%	\$0.00
3920	Gain/Loss From Sale/Disp. of Prop.	\$0.00	\$0.00	\$0.00	0%	\$0.00
3000	TOTAL REVENUE	\$4,208,910.00	\$4,303,004.00	\$4,356,396.00	1.2%	\$577.16

Consolidated Budget (400-1) for all state-aided 667 (Elderly), 200 (family), and 705 (scattered site family) developments owned by Framingham Housing Authority , except as noted for separate budgets on the following pages.						
<b>EXPENSES</b>						
Account Number	Account Class	2021 Approved Expense Budget	2021 Actual Amounts Spent	2022 Approved Expense Budget	% Change from 2021 Actual to 2022 Budget.	2022 Dollars Budgeted per Unit per Month
4110	Administrative Salaries	\$444,108.00	\$420,814.00	\$461,872.00	9.8%	\$61.19
4120	Compensated Absences	\$0.00	\$13,144.00	\$0.00	-100%	\$0.00
4130	Legal	\$30,000.00	\$32,023.00	\$30,000.00	-6.3%	\$3.97
4140	Members Compensation	\$23,000.00	\$21,767.00	\$23,000.00	5.7%	\$3.05
4150	Travel & Related Expenses	\$4,658.00	\$129.00	\$4,695.00	3539.5%	\$0.62
4170	Accounting Services	\$7,600.00	\$7,804.00	\$7,600.00	-2.6%	\$1.01
4171	Audit Costs	\$10,500.00	\$14,738.00	\$10,500.00	-28.8%	\$1.39
4180	Penalties & Interest	\$0.00	\$0.00	\$0.00	0%	\$0.00
4190	Administrative Other	\$95,631.00	\$83,155.00	\$96,361.00	15.9%	\$12.77
4191	Tenant Organization	\$3,852.00	\$5,730.00	\$4,961.00	-13.4%	\$0.66
4100	TOTAL ADMINISTRATION	\$619,349.00	\$599,304.00	\$638,989.00	6.6%	\$84.66
4310	Water	\$625,134.00	\$572,615.00	\$625,134.00	9.2%	\$82.82
4320	Electricity	\$627,084.00	\$698,418.00	\$702,084.00	0.5%	\$93.02
4330	Gas	\$69,683.00	\$76,905.00	\$74,683.00	-2.9%	\$9.89
4340	Fuel	\$0.00	\$0.00	\$0.00	0%	\$0.00
4360	Net Meter Utility Debit/Energy Conservation	\$177,045.00	\$365,368.00	\$332,816.00	-8.9%	\$44.09
4390	Other	\$0.00	\$-365,368.00	\$0.00	-100%	\$0.00
4391	Solar Operator Costs	\$616,172.00	\$0.00	\$235,190.00	100%	\$31.16
4392	Net Meter Utility Credit (Negative Amount)	\$-793,217.00	\$0.00	\$-568,006.0	-100%	\$-75.25
4300	TOTAL UTILITIES	\$1,321,901.0	\$1,347,938.0	\$1,401,901.0	4%	\$185.73

Consolidated Budget (400-1) for all state-aided 667 (Elderly), 200 (family), and 705 (scattered site family) developments owned by Framingham Housing Authority , except as noted for separate budgets on the following pages.						
<b>EXPENSES</b>						
Account Number	Account Class	2021 Approved Expense Budget	2021 Actual Amounts Spent	2022 Approved Expense Budget	% Change from 2021 Actual to 2022 Budget	2022 Dollars Budgeted per Unit per Month
4410	Maintenance Labor	\$630,835.00	\$619,156.00	\$656,068.00	6%	\$86.92
4420	Materials & Supplies	\$222,615.00	\$257,682.00	\$222,615.00	-13.6%	\$29.49
4430	Contract Costs	\$447,672.00	\$482,709.00	\$447,672.00	-7.3%	\$59.31
4400	TOTAL MAINTENANCE	\$1,301,122.00	\$1,359,547.00	\$1,326,355.00	-2.4%	\$175.72
4510	Insurance	\$160,545.00	\$161,063.00	\$167,632.00	4.1%	\$22.21
4520	Payment in Lieu of Taxes	\$5,326.00	\$5,261.00	\$5,269.00	0.2%	\$0.70
4540	Employee Benefits	\$520,843.00	\$519,691.00	\$573,604.00	10.4%	\$75.99
4541	Employee Benefits - GASB 45	\$0.00	\$233,016.00	\$0.00	-100%	\$0.00
4542	Pension Expense - GASB 68	\$0.00	\$0.00	\$0.00	0%	\$0.00
4570	Collection Loss	\$5,000.00	\$55,917.00	\$5,000.00	-91.1%	\$0.66
4571	Collection Loss - Fraud/Retroactive	\$0.00	\$1,209.00	\$0.00	-100%	\$0.00
4580	Interest Expense	\$0.00	\$0.00	\$0.00	0%	\$0.00
4590	Other General Expense	\$30,646.00	\$30,646.00	\$30,646.00	0%	\$4.06
4500	TOTAL GENERAL EXPENSES	\$722,360.00	\$1,006,803.00	\$782,151.00	-22.3%	\$103.62
4610	Extraordinary Maintenance	\$140,049.00	\$132,811.00	\$95,000.00	-28.5%	\$12.59
4611	Equipment Purchases - Non Capitalized	\$40,000.00	\$36,937.00	\$25,000.00	-32.3%	\$3.31
4612	Restricted Reserve Expenditures	\$0.00	\$0.00	\$0.00	0%	\$0.00
4715	Housing Assistance Payments	\$0.00	\$0.00	\$0.00	0%	\$0.00
4801	Depreciation Expense	\$0.00	\$829,899.00	\$0.00	-100%	\$0.00
4600	TOTAL OTHER EXPENSES	\$180,049.00	\$999,647.00	\$120,000.00	-88%	\$15.90
4000	TOTAL EXPENSES	\$4,144,781.00	\$5,313,239.00	\$4,269,396.00	-19.6%	\$565.63

Consolidated Budget (400-1) for all state-aided 667 (Elderly), 200 (family), and 705 (scattered site family) developments owned by Framingham Housing Authority , except as noted for separate budgets on the following pages.						
<b>SUMMARY</b>						
Account Number	Account Class	2021 Approved Budget	2021 Actual Amounts	2022 Approved Budget	% Change from 2021 Actual to 2022 Budget	2022 Dollars Budgeted per Unit per Month
3000	TOTAL REVENUE	\$4,208,910.00	\$4,303,004.00	\$4,356,396.00	1.2%	\$577.16
4000	TOTAL EXPENSES	\$4,144,781.00	\$5,313,239.00	\$4,269,396.00	-19.6%	\$565.63
2700	NET INCOME (DEFICIT)	\$64,129.00	\$-1,010,235.00	\$87,000.00	-108.6%	\$11.53
7520	Replacements of Equip. - Capitalized	\$62,000.00	\$43,200.00	\$75,100.00	73.8%	\$9.95
7540	Betterments & Additions - Capitalized	\$120,000.00	\$106,533.00	\$120,000.00	12.6%	\$15.90
7500	TOTAL NONOPERATING EXPENDITURES	\$182,000.00	\$149,733.00	\$195,100.00	30.3%	\$25.85
7600	EXCESS REVENUE OVER EXPENSES	\$-117,871.00	\$-1,159,968.00	\$-108,100.00	-90.7%	\$-14.32

The Musterfield At Concord Place						
<b>REVENUE</b>						
Account Number	Account Class	2021 Approved Revenue Budget	2021 Actual Amounts Received	2022 Approved Revenue Budget	% Change from 2021 Actual to 2022 Budget	2022 Dollars Budgeted per Unit per Month
3110	Shelter Rent - Tenants	\$812,583.00	\$915,415.00	\$873,768.00	-4.5%	\$661.95
3111	Shelter Rent - Tenants - Fraud/Retroactive	\$0.00	\$0.00	\$0.00	0%	\$0.00
3115	Shelter Rent - Federal Section 8	\$0.00	\$0.00	\$0.00	0%	\$0.00
3190	Nondwelling Rentals	\$0.00	\$0.00	\$0.00	0%	\$0.00
3400	Administrative Fee - MRVP	\$0.00	\$0.00	\$0.00	0%	\$0.00
3610	Interest on Investments - Unrestricted	\$0.00	\$0.00	\$0.00	0%	\$0.00
3611	Interest on Investments - Restricted	\$0.00	\$1.00	\$0.00	-100%	\$0.00
3690	Other Revenue	\$30,861.00	\$0.00	\$30,861.00	0%	\$23.38
3691	Other Revenue - Retained	\$0.00	\$72,637.00	\$0.00	-100%	\$0.00
3692	Other Revenue - Operating Reserves	\$0.00	\$0.00	\$0.00	0%	\$0.00
3693	Other Revenue - Energy Net Meter	\$0.00	\$0.00	\$0.00	0%	\$0.00
3801	Operating Subsidy - DHCD (4001)	\$458,137.00	\$420,851.00	\$435,999.00	3.6%	\$330.30
3802	Operating Subsidy - MRVP Landlords	\$0.00	\$0.00	\$0.00	0%	\$0.00
3803	Restricted Grants Received	\$0.00	\$0.00	\$0.00	0%	\$0.00
3920	Gain/Loss From Sale/Disp. of Prop.	\$0.00	\$0.00	\$0.00	0%	\$0.00
3000	<b>TOTAL REVENUE</b>	<b>\$1,301,581.00</b>	<b>\$1,408,904.00</b>	<b>\$1,340,628.00</b>	<b>-4.8%</b>	<b>\$1,015.63</b>

The Musterfield At Concord Place						
<b>EXPENSES</b>						
Account Number	Account Class	2021 Approved Expense Budget	2021 Actual Amounts Spent	2022 Approved Expense Budget	% Change from 2021 Actual to 2022 Budget	2022 Dollars Budgeted per Unit per Month
4110	Administrative Salaries	\$157,604.00	\$157,604.00	\$162,332.00	3%	\$122.98
4120	Compensated Absences	\$0.00	\$0.00	\$0.00	0%	\$0.00
4130	Legal	\$10,314.00	\$8,465.00	\$10,314.00	21.8%	\$7.81
4140	Members Compensation	\$0.00	\$0.00	\$0.00	0%	\$0.00
4150	Travel & Related Expenses	\$0.00	\$0.00	\$0.00	0%	\$0.00
4170	Accounting Services	\$49,192.00	\$39,931.00	\$50,668.00	26.9%	\$38.38
4171	Audit Costs	\$15,175.00	\$16,525.00	\$15,175.00	-8.2%	\$11.50
4180	Penalties & Interest	\$0.00	\$0.00	\$0.00	0%	\$0.00
4190	Administrative Other	\$62,617.00	\$60,390.00	\$62,846.00	4.1%	\$47.61
4191	Tenant Organization	\$55,200.00	\$54,787.00	\$55,200.00	0.8%	\$41.82
4100	TOTAL ADMINISTRATION	\$350,102.00	\$337,702.00	\$356,535.00	5.6%	\$270.10
4310	Water	\$263,487.00	\$302,818.00	\$273,889.00	-9.6%	\$207.49
4320	Electricity	\$16,211.00	\$17,278.00	\$16,211.00	-6.2%	\$12.28
4330	Gas	\$67,168.00	\$61,454.00	\$67,168.00	9.3%	\$50.88
4340	Fuel	\$0.00	\$0.00	\$0.00	0%	\$0.00
4360	Net Meter Utility Debit/Energy Conservation	\$0.00	\$0.00	\$0.00	0%	\$0.00
4390	Other	\$0.00	\$0.00	\$0.00	0%	\$0.00
4391	Solar Operator Costs	\$0.00	\$0.00	\$0.00	0%	\$0.00
4392	Net Meter Utility Credit (Negative Amount)	\$0.00	\$0.00	\$0.00	0%	\$0.00
4300	TOTAL UTILITIES	\$346,866.00	\$381,550.00	\$357,268.00	-6.4%	\$270.66

The Musterfield At Concord Place						
<b>EXPENSES</b>						
Account Number	Account Class	2021 Approved Expense Budget	2021 Actual Amounts Spent	2022 Approved Expense Budget	% Change from 2021 Actual to 2022 Spent	2022 Dollars Budgeted per Unit per Month
4410	Maintenance Labor	\$153,345.00	\$153,345.00	\$157,945.00	3%	\$119.66
4420	Materials & Supplies	\$20,431.00	\$21,327.00	\$20,431.00	-4.2%	\$15.48
4430	Contract Costs	\$117,718.00	\$125,202.00	\$118,566.00	-5.3%	\$89.82
4400	TOTAL MAINTENANCE	\$291,494.00	\$299,874.00	\$296,942.00	-1%	\$224.96
4510	Insurance	\$112,179.00	\$115,908.00	\$123,553.00	6.6%	\$93.60
4520	Payment in Lieu of Taxes	\$3,960.00	\$3,960.00	\$3,960.00	0%	\$3.00
4540	Employee Benefits	\$126,428.00	\$127,917.00	\$131,755.00	3%	\$99.81
4541	Employee Benefits - GASB 45	\$0.00	\$0.00	\$0.00	0%	\$0.00
4542	Pension Expense - GASB 68	\$0.00	\$0.00	\$0.00	0%	\$0.00
4570	Collection Loss	\$0.00	\$4,204.00	\$0.00	-100%	\$0.00
4571	Collection Loss - Fraud/Retroactive	\$0.00	\$0.00	\$0.00	0%	\$0.00
4580	Interest Expense	\$0.00	\$483,532.00	\$0.00	-100%	\$0.00
4590	Other General Expense	\$56,225.00	\$9,715.00	\$57,777.00	494.7%	\$43.77
4500	TOTAL GENERAL EXPENSES	\$298,792.00	\$745,236.00	\$317,045.00	-57.5%	\$240.19
4610	Extraordinary Maintenance	\$0.00	\$0.00	\$0.00	0%	\$0.00
4611	Equipment Purchases - Non Capitalized	\$12,838.00	\$22,732.00	\$12,838.00	-43.5%	\$9.73
4612	Restricted Reserve Expenditures	\$0.00	\$0.00	\$0.00	0%	\$0.00
4715	Housing Assistance Payments	\$0.00	\$0.00	\$0.00	0%	\$0.00
4801	Depreciation Expense	\$0.00	\$1,040,850.00	\$0.00	-100%	\$0.00
4600	TOTAL OTHER EXPENSES	\$12,838.00	\$1,063,582.00	\$12,838.00	-98.8%	\$9.73
4000	TOTAL EXPENSES	\$1,300,092.00	\$2,827,944.00	\$1,340,628.00	-52.6%	\$1,015.63



The Musterfield At Concord Place						
<b>SUMMARY</b>						
Account Number	Account Class	2021 Approved Budget	2021 Actual Amounts	2022 Approved Budget	% Change from 2021 Actual to 2022 Budget	2022 Dollars Budgeted per Unit per Month
3000	TOTAL REVENUE	\$1,301,581.00	\$1,408,904.00	\$1,340,628.00	-4.8%	\$1,015.63
4000	TOTAL EXPENSES	\$1,300,092.00	\$2,827,944.00	\$1,340,628.00	-52.6%	\$1,015.63
2700	NET INCOME (DEFICIT)	\$1,489.00	\$-1,419,040.00	\$0.00	-100%	\$0.00
7520	Replacements of Equip. - Capitalized	\$0.00	\$4,000.00	\$0.00	-100%	\$0.00
7540	Betterments & Additions - Capitalized	\$0.00	\$0.00	\$0.00	0%	\$0.00
7500	TOTAL NONOPERATING EXPENDITURES	\$0.00	\$4,000.00	\$0.00	-100%	\$0.00
7600	EXCESS REVENUE OVER EXPENSES	\$1,489.00	\$-1,423,040.00	\$0.00	-100%	\$0.00

Scattered Site - Beaver Gardens/Beaver Park						
<b>REVENUE</b>						
Account Number	Account Class	2021 Approved Revenue Budget	2021 Actual Amounts Received	2022 Approved Revenue Budget	% Change from 2021 Actual to 2022 Budget	2022 Dollars Budgeted per Unit per Month
3110	Shelter Rent - Tenants	\$301,476.00	\$337,809.00	\$315,828.00	-6.5%	\$453.78
3111	Shelter Rent - Tenants - Fraud/Retroactive	\$0.00	\$0.00	\$0.00	0%	\$0.00
3115	Shelter Rent - Federal Section 8	\$0.00	\$0.00	\$0.00	0%	\$0.00
3190	Nondwelling Rentals	\$0.00	\$0.00	\$0.00	0%	\$0.00
3400	Administrative Fee - MRVP	\$0.00	\$0.00	\$0.00	0%	\$0.00
3610	Interest on Investments - Unrestricted	\$2,925.00	\$1,362.00	\$1,320.00	-3.1%	\$1.90
3611	Interest on Investments - Restricted	\$0.00	\$0.00	\$0.00	0%	\$0.00
3690	Other Revenue	\$0.00	\$0.00	\$0.00	0%	\$0.00
3691	Other Revenue - Retained	\$0.00	\$0.00	\$0.00	0%	\$0.00
3692	Other Revenue - Operating Reserves	\$0.00	\$0.00	\$0.00	0%	\$0.00
3693	Other Revenue - Energy Net Meter	\$0.00	\$0.00	\$0.00	0%	\$0.00
3801	Operating Subsidy - DHCD (4001)	\$500,048.00	\$193,196.00	\$517,162.00	167.7%	\$743.05
3802	Operating Subsidy - MRVP Landlords	\$0.00	\$0.00	\$0.00	0%	\$0.00
3803	Restricted Grants Received	\$0.00	\$0.00	\$0.00	0%	\$0.00
3920	Gain/Loss From Sale/Disp. of Prop.	\$0.00	\$0.00	\$0.00	0%	\$0.00
3000	TOTAL REVENUE	\$804,449.00	\$532,367.00	\$834,310.00	56.7%	\$1,198.72

Scattered Site - Beaver Gardens/Beaver Park						
<b>EXPENSES</b>						
Account Number	Account Class	2021 Approved Expense Budget	2021 Actual Amounts Spent	2022 Approved Expense Budget	% Change from 2021 Actual to 2022 Budget	2022 Dollars Budgeted per Unit per Month
4110	Administrative Salaries	\$162,869.00	\$98,155.00	\$169,384.00	72.6%	\$243.37
4120	Compensated Absences	\$0.00	\$673.00	\$0.00	-100%	\$0.00
4130	Legal	\$300.00	\$236.00	\$300.00	27.1%	\$0.43
4140	Members Compensation	\$0.00	\$0.00	\$0.00	0%	\$0.00
4150	Travel & Related Expenses	\$198.00	\$12.00	\$201.00	1575%	\$0.29
4170	Accounting Services	\$800.00	\$731.00	\$800.00	9.4%	\$1.15
4171	Audit Costs	\$700.00	\$627.00	\$700.00	11.6%	\$1.01
4180	Penalties & Interest	\$0.00	\$0.00	\$0.00	0%	\$0.00
4190	Administrative Other	\$6,974.00	\$3,367.00	\$7,043.00	109.2%	\$10.12
4191	Tenant Organization	\$0.00	\$0.00	\$0.00	0%	\$0.00
4100	TOTAL ADMINISTRATION	\$171,841.00	\$103,801.00	\$178,428.00	71.9%	\$256.36
4310	Water	\$61,740.00	\$59,110.00	\$61,499.00	4%	\$88.36
4320	Electricity	\$1,544.00	\$1,127.00	\$1,585.00	40.6%	\$2.28
4330	Gas	\$313.00	\$346.00	\$741.00	114.2%	\$1.06
4340	Fuel	\$0.00	\$0.00	\$0.00	0%	\$0.00
4360	Net Meter Utility Debit/Energy Conservation	\$0.00	\$0.00	\$0.00	0%	\$0.00
4390	Other	\$0.00	\$0.00	\$0.00	0%	\$0.00
4391	Solar Operator Costs	\$0.00	\$0.00	\$0.00	0%	\$0.00
4392	Net Meter Utility Credit (Negative Amount)	\$0.00	\$0.00	\$0.00	0%	\$0.00
4300	TOTAL UTILITIES	\$63,597.00	\$60,583.00	\$63,825.00	5.4%	\$91.70



Scattered Site - Beaver Gardens/Beaver Park						
<b>EXPENSES</b>						
Account Number	Account Class	2021 Approved Expense Budget	2021 Actual Amounts Spent	2022 Approved Expense Budget	% Change from 2021 Actual to 2022 Budget	2022 Dollars Budgeted per Unit per Month
4410	Maintenance Labor	\$0.00	\$0.00	\$0.00	0%	\$0.00
4420	Materials & Supplies	\$0.00	\$0.00	\$0.00	0%	\$0.00
4430	Contract Costs	\$309,008.00	\$312,460.00	\$320,069.00	2.4%	\$459.87
4400	TOTAL MAINTENANCE	\$309,008.00	\$312,460.00	\$320,069.00	2.4%	\$459.87
4510	Insurance	\$13,598.00	\$13,651.00	\$14,354.00	5.1%	\$20.62
4520	Payment in Lieu of Taxes	\$15,292.00	\$15,150.00	\$15,198.00	0.3%	\$21.84
4540	Employee Benefits	\$76,069.00	\$71,009.00	\$83,075.00	17%	\$119.36
4541	Employee Benefits - GASB 45	\$0.00	\$27,040.00	\$0.00	-100%	\$0.00
4542	Pension Expense - GASB 68	\$0.00	\$0.00	\$0.00	0%	\$0.00
4570	Collection Loss	\$0.00	\$0.00	\$0.00	0%	\$0.00
4571	Collection Loss - Fraud/Retroactive	\$0.00	\$0.00	\$0.00	0%	\$0.00
4580	Interest Expense	\$0.00	\$0.00	\$0.00	0%	\$0.00
4590	Other General Expense	\$0.00	\$0.00	\$0.00	0%	\$0.00
4500	TOTAL GENERAL EXPENSES	\$104,959.00	\$126,850.00	\$112,627.00	-11.2%	\$161.82
4610	Extraordinary Maintenance	\$21,600.00	\$0.00	\$38,683.00	100%	\$55.58
4611	Equipment Purchases - Non Capitalized	\$3,000.00	\$0.00	\$2,704.00	100%	\$3.89
4612	Restricted Reserve Expenditures	\$0.00	\$0.00	\$0.00	0%	\$0.00
4715	Housing Assistance Payments	\$0.00	\$0.00	\$0.00	0%	\$0.00
4801	Depreciation Expense	\$0.00	\$73,799.00	\$0.00	-100%	\$0.00
4600	TOTAL OTHER EXPENSES	\$24,600.00	\$73,799.00	\$41,387.00	-43.9%	\$59.46
4000	TOTAL EXPENSES	\$673,388.00	\$677,493.00	\$716,336.00	5.7%	\$1,029.22

**Annual Plan 2023  
Annual Operating Budget**

Scattered Site - Beaver Gardens/Beaver Park						
<b>SUMMARY</b>						
Account Number	Account Class	2021 Approved Budget	2021 Actual Amounts	2022 Approved Budget	% Change from 2021 Actual to 2022 Budget	2022 Dollars Budgeted per Unit per Month
3000	TOTAL REVENUE	\$804,449.00	\$532,367.00	\$834,310.00	56.7%	\$1,198.72
4000	TOTAL EXPENSES	\$673,388.00	\$677,493.00	\$716,336.00	5.7%	\$1,029.22
2700	NET INCOME (DEFICIT)	\$131,061.00	\$-145,126.00	\$117,974.00	-181.3%	\$169.50
7520	Replacements of Equip. - Capitalized	\$0.00	\$0.00	\$0.00	0%	\$0.00
7540	Betterments & Additions - Capitalized	\$0.00	\$0.00	\$0.00	0%	\$0.00
7500	TOTAL NONOPERATING EXPENDITURES	\$0.00	\$0.00	\$0.00	0%	\$0.00
7600	EXCESS REVENUE OVER EXPENSES	\$131,061.00	\$-145,126.00	\$117,974.00	-181.3%	\$169.50

## Explanation of Budget Accounts

The following explains how each of the line items is to be prepared.

3110: Shelter Rent: The shelter rent projection should be based on the current rent roll plus anticipated changes expected from annual rent re-determinations or as a result of regulatory amendments.

3111: Shelter Rent – Tenants - Fraud/Retroactive: This account should be used for the reporting of total rent receipts from residents due to unreported income. These are often called fraud or retroactive balances. In cases where deficit LHAs discover, pursue cases, and have entered into a written fraud/retroactive re-payment agreement **with a present or former tenant who did not report income**, the LHA will be allowed to retain two-thirds of the funds recovered. One third of the total dollar amount recovered should be included in the LHA's quarterly or year-end Operating Statement as Shelter Rent, account #3111, and two-thirds of this total dollar amount should be included in Other Revenue-Retained, account #3691.

3115: Shelter Rent - Section 8: This account applies only to those developments receiving support through the federal government's Housing and Urban Development (HUD) Section 8 New Construction and/or Substantial Rehab Programs.

3190: Non-Dwelling Rental: This account should be credited with the rents, other than tenants rents reported in line 3110 and 3115, including charges for utilities and equipment, billed to lessees of non-dwelling facilities as well as apartments rented for non-dwelling purposes, such as social service programs.

3400: Administrative Fee- MRVP/AHVP: This account should be credited with Administrative Fees to be received for the MRVP/AHVP Program. The MRVP/AHVP administrative fee is \$50.00 per unit per month, as of July 1, 2020.

3610: Interest on Investments – Unrestricted: This account should be credited with interest earned on unrestricted administrative fund investments.

3611: Interest on Investments – Restricted: This account should be credited with interest earned on restricted administrative fund investments. For example, an LHA may receive a grant whose use is restricted to a specific purpose, and the interest income earned on that grant may also be restricted to the same purpose.

3690: Other Operating Revenues: This account should be credited with income from the operation of the project that cannot be otherwise classified. Income credits to this account include, but are not limited to, penalties for delinquent payments, rental of equipment, charges for use of community space, charges to other projects or programs for the use of central office management and maintenance space, commissions and profits from vending machines, including washing machines, and certain charges to residents for additional services, materials, and/or repairs of damage caused by neglect or abuse in accordance with the Department's regulations on lease provisions..

3691: Other Revenue – Retained: This account should be credited with certain miscellaneous revenue to be retained by the LHA, and which is not used to reduce the amount of operating subsidy the LHA is due. The most common examples for this account is receipts for the rental of roof antennas to cell phone providers and net meter credits earned on electricity bills from Net Meter Power Purchase Agreements (PPA's). Generally, surplus LHAs may retain 100% of these savings and deficit LHAs may retain 25% of the savings, with

the 75% balance used to offset its need for operating subsidy. However, for the period 7/1/16 through 6/30/20, all deficit LHAs may keep 100% of the net meter credit savings, while they can keep 50% effective 7/1/2020.

3692: Other Revenue - Operating Reserves: This account should be credited with funds that LHAs plan to utilize from their operating reserve accounts in excess of the Allowable Non-Utility Expense Level (ANUEL). To be approvable, LHA must maintain the DHCD prescribed operating reserve minimum level after deducting the amount budgeted. The only exception to this is when the expenses are for health and safety issues.

3693: Other Revenue – Net Meter: This account should normally be credited with 75% of the total net meter credit savings realized by a deficit LHA, while surplus LHAs with net meter credit savings would enter \$0 here. Savings are calculated as the value of the net meter credits appearing on the LHA’s electric bills (or, in some cases, paid in cash to the LHA by their utility company), minus the cost of the payments made to the solar power developer under their Power Purchase Agreement (PPA). Deficit LHAs normally may retain 25% of the savings. That amount should be included as Other Revenue – Retained on line #3691. However, please note that for the period 7/1/16 through 6/30/20 all LHAs may retain 100% of their total net meter credit savings, and should report those savings as Other Revenue – Retained on line #3691. LHAs can keep 50% of savings effective 7/1/2020.

3801: Operating Subsidy – DHCD (400-1): This account represents all state-funded operating subsidy to be received and or to be earned for the fiscal year. At the end of each fiscal year, this account will be adjusted in the operating statement to equal the actual subsidy earned by the LHA.

3802: Operating Subsidy – MRVP/AHVP Landlords:

The credit balance in this account represents the anticipated total receipts from DHCD during the fiscal year for housing assistance payments to landlords. At the end of each fiscal year this account will be adjusted to equal the actual subsidy earned.

3920: Gain/Loss from Sale or Disposition of Property (Capitalized or Non-Capitalized): The debit or credit balance of this account represents the following items: a) Cash proceeds from the sale of property that was either: 1) non-capitalized; or 2) capitalized and has been fully depreciated, and b) Realized gain or loss from the sale or disposition of capitalized property that has not been fully depreciated.

4110: Administrative Salaries: This account should be charged with the gross salaries of LHA personnel engaged in administrative duties and in the supervision, planning, and direction of maintenance activities and operating services during the operations period. It should include the salaries of the executive director, assistant executive director, accountants, accounting clerks, clerks, secretaries, project managers, management aides, purchasing agents, engineers, draftsmen, maintenance superintendents, and all other employees assigned to administrative duties.

4120: Compensated Absences: The debit balance in this account represents the actual cost incurred during the fiscal year for vacation, paid holidays, vested sick leave and earned compensatory time. This account includes both the direct compensated absences cost and associated employer payroll expenses (employment taxes, pension cost, etc.).

4130: Legal Expense: This account should be charged with retainers and fees paid to attorneys for legal services relating to the operation of the projects.



4140: Compensation to Authority Members: A local authority may compensate its members for performance of their duties and such other services as they may render to the authority in connection with its Chapter 200 development(s). Compensation for any other program is not authorized. Because of this, LHAs must base such compensation only on the actual rent receipts for these developments plus a prorated share of other operating receipts of funds on a per unit basis. The precise amount that members may be compensated is defined by statute to a maximum of \$40 per member per day, and \$50 for the chairperson per day. The total of all compensation to all board members is not to exceed two percent (2%) of actual gross income of Chapter 200 developments in any given year, consistent with the approved budget amount. In no case shall the payment of compensation exceed \$12,500 annually for the chairperson, or \$10,000 for any member other than the chairperson. Please note the statute requires the member to perform housing authority business in order to receive compensation.

4150: Travel and Related Expense: Legitimate travel expenses incurred by board members and staff in the discharge of their duties for any **state-aided program** are reimbursable from this account, as consistent with Department policy.

4170: Contractual Accounting Services: Fees for accounting services that are provided routinely and are contracted for on an annual basis. Only accounting services performed on a contractual basis (fee accountant) should be included in this item. Full or part-time LHA accounting staff that provides routine accounting services should be included in Account 4110, Administrative Salaries.

4171: Audit Costs: This account includes the state program's prorated share of audit fees paid to an Independent Public Accountant (IPA). The procurement of an IPA is necessary to satisfy the Federal Government's audit requirements. Costs for these services should be shared with all state and federal programs of LHA. **Audit costs are to be absorbed within the ANUEL.** The new Agreed Upon procedures (AUP) audit costs for state-assisted public housing programs should also be included in this account.

4180: Penalties and Interest: Any expenses incurred from penalties, fees, and interest paid on delinquent accounts shall be included in this line item.

4190: Administrative Other: This account is provided for recording the cost of administrative items for which no specific amount is prescribed in this 4100 group of accounts. It includes, but is not limited to, the cost of such items as: reports and accounting forms; stationery and other office supplies; postage; telephone services; messenger service; rental of office space; advertising for bids; publications; membership dues; collection agency & court costs, training costs; management fees, and fiscal agent fees.

4191: Tenant Organization: LTO Funding by the LHA. Upon request the LHA shall fund all LTOs in a city or town at the annual rate of \$6.00 per state-aided public housing unit occupied or available for occupancy by residents represented by such LTO(s) or an annual total of \$500.00 prorated among all such LTO(s), whichever is more. For more information on the creation and funding of LTOs see 760 CMR 6.09.

Authorities which operate computer learning centers, which are funded by the state consolidated budget or by other sources (which are typically recorded in line #3691 as "Other Revenue Retained", should budget the cost of the centers on this line.

4310: Water: This account should be charged with the cost of water and sewer charges purchased for all purposes.

4320: Electricity: This account should be charged with the total cost of electricity purchased for all purposes. Many LHAs have entered into Net Meter Credit Power Purchase Agreements (PPA's). In these deals, an LHA executes a contract with a solar power developer who constructs and owns an off- site solar electricity-generating site. In exchange for contracting to purchase a percentage of the solar power produced, the LHA receives a credit on its utility electric bill for each KWH purchased or in some cases receives a direct cash payment from their utility company. Please ensure that the amount charged to this account is the total cost of electricity BEFORE any reductions due to the receipt of net meter credits.

4330: Gas: This account should be charged with the cost of gas (natural, artificial, or liquefied) purchased for all purposes.

4340: Fuel: This account should be charged with the cost of coal, fuel oil, steam purchased, and any other fuels (except electricity and gas) used in connection with Local Housing Authority operation of plants for the heating of space or water supplied to tenants as a part of rent.

4360: Net Meter Utility Debit/Energy Conservation: This account is to be charged with costs incurred for energy conservation measures.

4390: Other Utilities: This account should be charged with the cost of utilities which are not provided for in accounts 4310 through 4360. In addition, for all quarterly or year-end operating statements 9/30/20 or later, and all budgets 6/30/21 or later, please use this line to record the total net meter credits earned as reported in Line 4392, MINUS the Solar Operator Costs reported in Line 4391, with the result expressed as a positive number. For example, if you reported -\$20,000 in Net Meter Utility Credits in Line 4392 and \$15,000 in Solar Operator Costs in Line 4391, you would subtract the \$15,000 reported on Line 4391 from the -\$20,000 reported on Line 4392, and post the remainder of \$5,000 on Line 4360, as a positive number. This number essentially represents the "net" savings the LHA earned from its net meter credit contract.

4391: Solar Operator Costs: Many LHAs have entered into Net Meter Credit Power Purchase Agreements (PPA's). In these deals, an LHA executes a contract with a solar power developer who constructs and owns an off-site solar electricity-generating site. The LHA makes regular (usually monthly) payments to the developer for its contracted share of the solar electricity produced by the site. Those payments should be entered in this account.

4392: Net Meter Utility Credit (Negative Amount): As noted in account #4391 above, many LHAs have executed Net Meter Credit Power Purchase Agreements (PPA's). In exchange for contracting to purchase a percentage of the solar power produced, the LHA receives a credit on its utility electric bill for each KWH purchased from the developer, which reduces the balance on its electric bill, or, in some cases, the credits are paid in cash to the LHA by the utility company. The total gross amount of the net meter credits that appear on the LHA's utility bills should be carried in this account and entered as a negative number. In cases where credits are paid in cash to the Host LHA, the net balance after paying out the amounts due the participating housing authorities, should also be carried in this account and entered as a negative number.

4410: Maintenance Labor: This account should be charged with the gross salaries and wages, or applicable portions thereof, for LHA personnel engaged in the routine maintenance of the project.

4420: Materials & Supplies: This account should be charged with the cost of materials, supplies, and expendable equipment used in connection with the routine maintenance of the project. This includes the operation and maintenance of automotive and other movable equipment, and the cost of materials, supplies, and expendable equipment used in connection with operating services such as janitorial services, elevator services, extermination of rodents and household pests, and rubbish and garbage collection.

4430: Contract Costs: This account should be charged with contract costs (i.e. the cost of services for labor, materials, and supplies furnished by a firm or by persons other than Local Authority employees) incurred in connection with the routine maintenance of the project, including the maintenance of automotive and other movable equipment. This account should also be charged with contract costs incurred in connection with such operating services as janitorial services, fire alarm and elevator service, extermination of rodents and household pests, rubbish and garbage collection, snow removal, landscape services, oil burner maintenance, etc.

4510: Insurance: Includes the total amount of premiums charged all forms of insurance. Fire and extended coverage, crime, and general liability are handled by DHCD on a statewide basis. All other necessary insurance policies include: Workers' Compensation, boiler, vehicle liability and owner, etc.

4520: Payments in Lieu of Taxes:

This account should be charged with all payments in lieu of taxes accruing to a municipality or other local taxing body.

4540: Employee Benefits: This account should be charged with local housing authority contributions to employee benefit plans such as pension, retirement, and health and welfare plans. It should also be charged with administrative expenses paid to the State or other public agencies in connection with a retirement plan, if such payment is required by State Law, and with Trustee's fees paid in connection with a private retirement plan, if such payment is required under the retirement plan contract.

Employee benefits are based upon a given percentage of the total payroll; therefore, the total amount approved in this account will be based on the approved budgeted salaries representing the state's fair share.

4541: Employee Benefits - GASB 45: This line covers "Other Post-Employment Benefits" (OPEB). Of the total benefits offered by employers to attract and retain qualified employees, some benefits, including salaries and active-employee healthcare are taken while the employees are in active service, whereas other benefits, including post-employment healthcare and other OPEB are taken after the employees' services have ended. Nevertheless, both types of benefits constitute compensation for employee services. In accordance with required accounting practices, this amount is not projected in the budget (and is therefore blank) but the estimated future costs of this item is carried in the operating statement.

4542: Pension Expense – GASB 68: The primary objective of GASB 68 Statement is to improve accounting and financial reporting for pension costs. It also improves information provided by state and local governmental employers about financial support for pensions that is provided by other entities. As with account 4541 above, in accordance with required accounting practices, this amount is not projected in the budget (and is therefore blank) but the estimated future costs of this item is carried in the operating statement.

4570: Collection Loss: The balance in this account represents the estimated expense to cover unexpected losses for tenant rents. Note: Do not include losses from fraud/retroactive balances here. Report them in Account 4571 – Collection Loss – Fraud/Retroactive.

4571: Collection Loss – Fraud/Retroactive: The balance in this account represents the estimated expense to cover unexpected losses for tenant rents due to unreported income, i.e. fraud/retroactive balances.

4580: Interest Expense: The debit balance in this account represents the interest expense paid and accrued on loans and notes payable. This debt can be from operating borrowings or capital borrowings.

4590: Other General Expense: This account represents the cost of all items of general expenses for which no specific account is prescribed in the general group of accounts.

4610: Extraordinary Maintenance – Non-Capitalized: This account should be debited with all *costs* (labor, materials and supplies, expendable equipment (such as many tools or routine repair parts), and contract work) of repairs, replacements (but not replacements of non-expendable equipment), and rehabilitation of such a substantial nature that the work is clearly not a part of the routine maintenance and operating program. The items charged to this account should not increase the useful life or value of the asset being repaired. These items are not capitalized and are not added as an increase to fixed assets at the time of completion. Nor are these items depreciated. An example of this would be scheduled repainting of apartments.

4611: Equipment Purchases – Non-Capitalized: This account should be debited with the costs of equipment that does not meet the LHA’s criteria for capitalization. Because these items are being expended when paid, they should not be categorized as a fixed asset and therefore will not be depreciated. These items include stoves, refrigerators, small tools, most computers and software, etc.

The budget is a planning tool and as our portfolio ages it is essential that LHAs evaluate their properties annually and plan for extraordinary maintenance. To that end DHCD very strongly recommends that for all 400-1 operating budgets, depending on the age of the portfolio and condition, LHAs spend between \$100 and \$500 a year per unit in Extraordinary Maintenance, Equipment Purchases, Replacement of Equipment, and Betterments & Additions to ensure that the aging public housing stock is preserved.

4715: Housing Assistance Payments: This account should be debited with all housing assistance payments paid to landlords for the MRVP program on a monthly basis.

4801: Depreciation Expense: This account should be debited with annual fixed asset depreciation expenses as determined by the LHA’s capitalization policy.

7520: Replacement of Equipment – Capitalized: This account should be debited with the acquisition cost (only the net cash amount) of non-expendable equipment purchased as a replacement of equipment of substantially the same kind. These items, such as vehicles, computers, or furniture, meet the LHA’s criteria for capitalization and will also be added to fixed assets and therefore depreciated over the useful life.

7540: Betterments & Additions – Capitalized: This account should be debited with the acquisition cost (only the net cash amount) of non-expendable equipment and major non-routine repairs that are classified as a betterment or addition. These items meet the LHA’s criteria for capitalization and will also be added to fixed

assets and therefore depreciated over the useful life of the asset. Examples are: major roof replacement, structural repairs such as siding, or major paving work.

In accordance with GAAP accounting, inventory purchases (Replacement of Equipment and Betterments & Additions) are distinguished between capitalized and non-capitalized items. Any inventory or equipment purchase greater than \$5,000 is required by DHCD to be capitalized, inventoried and depreciated. Any inventory or equipment purchase costing \$1,000 to \$4,999 should be inventoried by LHA staff for control purposes only but is not subject to capitalization or depreciation, it is, however, required to be expensed when the items are paid for. An LHA's inventory listing should include both capitalized and non-capitalized items of \$1,000 and more, as well as all refrigerators and stoves of any value. All items that appear on the inventory listing should be tagged with a unique identification number, and all refrigerators and stoves (regardless of value) should be tagged. LHAs may adopt a capitalization policy that capitalizes inventory purchases at a lesser amount than the \$5,000 requirement (i.e. \$1,000 - \$4,999); however, no capitalization policy can have an amount higher than \$5,000. Any inventory or equipment purchases costing \$0 to \$999 are to be expensed when paid for.

**Narrative Responses to the Performance Management Review (PMR) Findings**

The Performance Management Review conducted by the Department of Housing and Community Development (DHCD) for the 2021 LHA fiscal year resulted in the following ratings. Criteria which received a 'Corrective Action' rating show both a reason for the rating and a response by the LHA. The reason indicates Framingham Housing Authority's understanding of why they received the rating, while the responses describe their goals and the means by which they will meet or improve upon the performance-based assessment standards established by DHCD in the PMR. When the PMR rating is 'Operational Guidance', the LHA may have responded, but was not required to.

Due to the COVID-19 emergency, on-site assessments by the Facilities Management Specialists were cancelled for the December fiscal year end housing authorities. Therefore, there are no ratings for the Facility Management categories.

**Category: Management**

Criterion: Occupancy Rate - the percentage of units that are occupied on monthly report.

Rating: No Findings

Criterion: Tenant Accounts Receivable (TAR) - the percentage of uncollected rent and related charges owed by tenants to the local housing authority (LHA), out of the total amount of rent and related costs charged to tenants.

Rating: Paused due to COVID-19

Criterion: Certifications and Reporting Submissions - timely submission of statements and certifications

Rating: No Findings

Criterion: Completion of mandatory online board member training

Rating: No Findings

Criterion: Annual Plan Submitted - Annual Plan (AP) submitted on time

Rating: No Findings

**Category: Financial**

Criterion: Adjusted Net Income - a measure of overspending or underspending.

Rating: Paused due to COVID-19

Criterion: Current Operating Reserve as a percentage of total maximum reserve level.

Rating: No Findings

**Category: Capital Planning**

Criterion: Timely spending of capital funds awarded under the Formula Funding program

Rating: Paused due to COVID-19

**Category: Facility Management - Health & Safety**

Criterion: Health and Safety Violations

DHCD has observed conditions at the LHA's developments and reported the following health and safety violations. The LHA has certified the number of corrected violations in each category.

	<b>Number of violations cited</b>	<b>Number of violations corrected</b>
<b>Maintenance related violations</b>	0	0
<b>Tenant related violations</b>	0	0

**Category: Facility Management - Inspections**

Criterion: LHA Conducted 100% of the Unit Inspections.

Rating: Paused due to COVID-19

Criterion: Inspection reports noted 100% of the necessary repairs in each unit.

Rating: Paused due to COVID-19

Criterion: 100% of inspection-related work orders were generated.

Rating: Paused due to COVID-19

Criterion: Work order system identifies, tracks, and can produce reports for inspection work orders.

Rating: Paused due to COVID-19

Criterion: Inspection work orders were completed within 30 calendar days from the date of inspection, OR if cannot be completed with 30 calendar days, are added to the Deferred Maintenance Plan or included in the Capital Improvement Plan in the case of qualifying capital repairs (unless health/safety issue).

Rating: Paused due to COVID-19

**Category: Facility Management - Work Order System**

Criterion: Emergency work orders defined per Property Management Guide, identified, tracked, reportable.

Rating: No Findings

Criterion: Emergency work orders initiated within 24-48 hours.

Rating: No Findings

Criterion: Vacancy work orders identified, tracked and reportable.

Rating: No Findings

Criterion: Vacancy work orders were completed within 30 calendar days or if not completed within that timeframe, LHA has a waiver.

Rating: No Findings

Criterion: Comprehensive Preventive Maintenance Program exists & preventive work orders identified, tracked, and reportable.

Rating: No Findings

Criterion: Routine work orders should be identified, tracked, reportable and competed regularly.

Rating: No Findings

Criterion: Requested work orders identified, tracked and reportable.

Rating: No Findings

Criterion: Requested work orders were completed in 14 calendar days from the date of tenant request or it not ocmpleted within that timeframe (and not a health or safety issue), the task was added and completed in a timely manner as a part of the Deferred Maintenance Plan and/or CIP.

Rating: Paused due to COVID-19

**Category: Facility Management - Emergency Response System:**

Criterion: Housing authorities has 24 Hour Emergency Response System, Distributed Emergency Definition to Residents, Staff, and Answering Service (if applicable).

Rating: No Findings



Explanation of PMR Criteria Ratings

CRITERION	DESCRIPTION
<b>Management</b>	
Occupancy Rate	<p>The rating is calculated using the following formula: (Total Number of Occupied units on Monthly Report divided by (Total Number of Units Minus Units that Received a Waiver Minus Number of Units Vacant less than 30 days on Monthly Report)</p> <ul style="list-style-type: none"> <li>• “No Findings” : Occupancy Rate is at or above 98%</li> <li>• Operational Guidance: Occupancy rate is at 95% up to 97.9%</li> <li>• Corrective Action: Adjusted occupancy rate is less than 95%</li> </ul>
Tenant Accounts Receivable (TAR)	<p>This criterion calculates the percentage of uncollected rent and related charges owed by starting with the amount reported by the LHA, as uncollected balances for the TAR (Account 1122 from the Balance Sheet) minus Normal Repayment Agreements* divided by Shelter (Tenant) Rent (account 3110 from the Operating Statement)</p> <ul style="list-style-type: none"> <li>• “No Findings” : At or below 2%</li> <li>• “Operational Guidance” : More than 2% , but less than 5%</li> <li>• “Corrective Action” : 5% or more</li> </ul>
Certifications and Reporting Submissions	<p>Housing authorities are required to submit 4 quarterly vacancy certifications by end of the month following quarter end; 4 quarterly operating statements and 4 Tenant Accounts Receivable (TAR) reports within 60 days of quarter end.</p> <ul style="list-style-type: none"> <li>• “No Findings” : At least 11 of the required 12 reports were submitted and at least 9 were submitted on time.</li> <li>• “Operational Guidance” : Less than 11 of the required 12 reports were submitted and/or less than 9 were submitted on time.</li> </ul>
Board Member Training	<p>Percentage of board members that have completed the mandatory online board member training.</p> <ul style="list-style-type: none"> <li>• “No Findings” : 80% or more completed training</li> <li>• “Operational Guidance” : 60-79.9% completed training</li> <li>• “Corrective Action” : &lt;60 % completed training</li> </ul>
Annual Plan (AP) Submitted	<p>Housing authorities are required to submit an annual plan every year.</p> <ul style="list-style-type: none"> <li>• “No Findings” =Submitted on time</li> <li>• “Operational Guidance” =Up to 45 days late</li> <li>• “Corrective Action” =More than 45 days late</li> </ul>

CRITERION	DESCRIPTION
<b>Financial</b>	
Adjusted Net Income	<p>The Adjusted Net Income criterion calculation starts with an LHA's Net Income and subtracts Depreciation, GASB 45 (Retirement Costs), GASB 68 (Retirement Costs), Extraordinary Maintenance (maintenance expense outside of routine/ordinary expenses), and Equipment Purchases – Non Capitalized. This Adjusted Net Income amount is then divided by the Total Expenses of the LHA. If this Adjusted Net Income amount is positive, it means underspending and if it is negative it means overspending.</p> <p>Underspending Rating:</p> <ul style="list-style-type: none"> <li>• “No Findings” : 0 to 9.9%</li> <li>• “Operational Guidance”: 10 to 14.9%</li> <li>• “Corrective Action”: 15% or higher</li> </ul> <p>Overspending Rating:</p> <ul style="list-style-type: none"> <li>• “No Findings” : 0 to -4.9%</li> <li>• “Operational Guidance”: -5% to -9.9%</li> <li>• “Corrective Action”: -10% or below</li> </ul>
Operating Reserves	<p>Current Operating Reserve as a percentage of total maximum reserve level. Appropriate reserve level is buffer against any unforeseen events or expenditures.</p> <ul style="list-style-type: none"> <li>• “No Findings” :35%+ of maximum operating reserve</li> <li>• “Operational Guidance”: 20% to 34.9% of maximum operating reserve</li> <li>• “Corrective Action”: &lt;20% of maximum operating reserve</li> </ul>
<b>Capital Planning</b>	
Capital Spending	<p>Under the Formula Funding Program (FF), authorities receive undesignated funds to spend on projects in their Capital Improvement Plan. They are rated on the percentage of available funds they have spent over a three-year period</p> <ul style="list-style-type: none"> <li>• “No Findings” = at least 80%</li> <li>• “Operational Guidance” = At least 50%</li> <li>• “Corrective Action” = Less than 50%</li> </ul>

CRITERION	DESCRIPTION
<b>Health &amp; Safety</b>	
Health & safety violations	DHCD has observed conditions at the LHA's developments and reported health and safety violations. The LHA has certified the number of corrected violations in each category.
<b>Facility Management - Inspections</b>	
Unit Inspections Conducted	<p>Housing authorities are required to conduct inspections of all their occupied units at least once a year</p> <ul style="list-style-type: none"> <li>• "No Findings": 100 % of sampled units had inspections conducted once during the year</li> <li>• "Corrective Action": Fewer than 100% of sample units were inspected during the year</li> </ul>
Inspections Report	<p>Housing authorities are required to note all of the deficiencies found during inspections</p> <ul style="list-style-type: none"> <li>• "No Findings": 100 % of deficiencies are noted on inspection report</li> <li>• "Corrective Action": Fewer than 100% of deficiencies are noted in inspection report</li> </ul>
Inspection Work Order	<p>Housing authorities are required to generate work orders for all deficiencies noted during inspections</p> <ul style="list-style-type: none"> <li>• "No Findings": 100 % of deficiencies noted on inspection reports generated work orders</li> <li>• "Corrective Action": Fewer than 100% of deficiencies noted on inspection reports generated work orders</li> </ul>
Work Order System	<p>Work order system identifies, tracks, and can produce reports for inspection work orders.</p> <ul style="list-style-type: none"> <li>• "No Findings": Inspection work orders are identified, tracked, and reportable</li> <li>• "Operational Guidance": Inspection work orders are not identified, and/or tracked, and/or reportable</li> </ul>
Inspections Work Orders Completed	<p>Inspection work orders were completed within 30 calendar days from the date of inspection, OR if cannot be completed within 30 calendar days, are added to the Deferred Maintenance Plan or included in the Capital Improvement Plan in the case of qualifying capital repairs (unless health/safety issue).</p> <ul style="list-style-type: none"> <li>• "No Findings": Sampled inspection work orders were completed within 30 days of inspection date or added to deferred maintenance plan and/or CIP</li> <li>• "Operational Guidance": Sampled inspection work orders were completed within 31 to 45 calendar days of inspection date and not added to deferred maintenance plan or CIP</li> <li>• "Corrective Action": Sampled inspection work orders were completed in over 45 calendar days of inspection date</li> </ul>

CRITERION	DESCRIPTION
<b>Facility Management – Work Order System</b>	
Emergency Work Orders Properly Defined	<p>Emergency work orders should be defined per <u>Property Management Guide</u>, identified, tracked, reportable.</p> <ul style="list-style-type: none"> <li>• “No Findings”: Emergency work orders defined per <u>Property Management Guide</u>, identified, tracked, reportable</li> <li>• “Operational Guidance”: Emergency work orders are not defined per <u>Property Management Guide</u>, and/or identified, and/or tracked, and/or reportable</li> </ul>
Emergency Work Orders Initiation	<p>Emergency work orders should be initiated within 24 to 48 hours.</p> <ul style="list-style-type: none"> <li>• “No Findings”: Emergency work orders initiated within 24-48 hours</li> <li>• “Corrective Action”: Emergency work orders not initiated within 24-48 hours</li> </ul>
Vacancy Work Orders	<p>Vacancy work orders should be identified, tracked and reportable.</p> <ul style="list-style-type: none"> <li>• “No Findings”: Vacancy work orders identified, tracked AND reportable</li> <li>• “Corrective Action”: Vacancy work orders are not identified, and/or tracked, and/or reportable</li> </ul>
Vacancy Work Orders Completed	<p>Vacancy work orders should be completed within 30 calendar days or if not completed within that timeframe, LHA has a waiver.</p> <ul style="list-style-type: none"> <li>• “No Findings”: Vacancy work orders are completed within 30 calendar days or if not completed within timeframe, LHA has a waiver</li> <li>• “Operational Guidance”: Vacancy work orders completed within 31-60 calendar days</li> <li>• “Corrective Action”: Vacancy work orders completed 61+ calendar days</li> </ul>
Preventive Maintenance Program	<p>Housing authorities are required to maintain a comprehensive preventive maintenance program in which preventive work orders are identified, tracked, and reportable.</p> <ul style="list-style-type: none"> <li>• “No Findings”: A comprehensive preventive maintenance program exists and work orders are identified, tracked and reportable</li> <li>• “Corrective Action”: A comprehensive preventive maintenance program does not exist OR work orders are not identified and/or tracked and/or reportable</li> </ul>
Routine Work Orders	<p>Routine work orders should be identified, tracked, reportable and completed regularly.</p> <ul style="list-style-type: none"> <li>• “No Findings”: Routine work orders identified, tracked, reportable and completed regularly</li> <li>• “Operational Guidance”: Routine work orders are not identified, and/or tracked and/or reportable, and/or completed regularly</li> </ul>

<b>CRITERION</b>	<b>DESCRIPTION</b>
Requested Work Orders	<p>Requested work orders should be identified, tracked and reportable.</p> <ul style="list-style-type: none"> <li>• “No Findings”: Requested work orders identified, tracked, reportable and completed regularly</li> <li>• “Operational Guidance”: Requested work orders are not identified and/or tracked and/or reportable, and or completed regularly</li> </ul>
Requested Work Orders Completion	<p>Requested work orders should be completed in 14 calendar days from the date of tenant request or if not completed within that timeframe (and not a health or safety issue), the task should be added and completed in a timely manner as a part of the Deferred Maintenance Plan and/or CIP.</p> <ul style="list-style-type: none"> <li>• “No Findings”: Requested work orders are completed within 14 calendar days of tenant request OR added to deferred maintenance plan and/or CIP</li> <li>• “Operational Guidance”: Requested work orders are completed within 15-30 calendar days from the date of tenant request</li> <li>• “Corrective Action”: Requested work orders are completed in over 30 calendar days from the date of tenant request OR not completed</li> </ul>
Emergency Response System	<p>Housing authorities should have a 24 Hour Emergency Response System and distribute Emergency Definition to Residents, Staff, and Answering Service (if applicable).</p> <ul style="list-style-type: none"> <li>• “No Findings”: A 24-hour system for responding to emergencies exists AND definitions of emergencies have been distributed to staff, residents and answering service, if applicable</li> <li>• “Operational Guidance”: System exists, but no definition has been distributed</li> <li>• “Corrective Action”: Neither a system nor distributed definitions exist</li> </ul>

## Policies

The following policies are currently in force at the Framingham Housing Authority:

<b>Policy</b>	<b>Last Ratified by Board Vote</b>	<b>Notes</b>
*Rent Collection Policy	08/09/2021	
*Personnel Policy	02/12/2018	
*Capitalization Policy	08/09/2021	
*Procurement Policy	10/12/2016	
*Grievance Policy		Grievance Procedure in place - No FHA Board vote required
Other – Define in the ‘Notes’ column	08/09/2021	Affirmatively Furthering Fair Housing
Equal Employment Opportunity Policy and Affirmative Action Plan	06/12/2017	
Other – Define in the ‘Notes’ column	11/07/1966	By Laws - Framingham Housing Authority
Other – Define in the ‘Notes’ column	03/12/2018	Code of Conduct Policy
Criminal Offender Records Information (CORI) Policy	07/10/2017	
Credit/Debit Card Policy	05/12/2014	
Other – Define in the ‘Notes’ column	08/09/2021	Disposition Policy
Other – Define in the ‘Notes’ column	05/25/1989	Drug-Free Workplace Policy
Emergency Response Plan	08/09/2021	Emergency Case Plan
Other – Define in the ‘Notes’ column	08/09/2021	Eviction Policy
Fair Housing Marketing Plan	08/09/2021	

<b>Policy</b>	<b>Last Ratified by Board Vote</b>	<b>Notes</b>
Other – Define in the ‘Notes’ column	08/09/2021	Family & Medical Leave Policy
Other – Define in the ‘Notes’ column	11/03/2016	Flat Rent Policy
Other – Define in the ‘Notes’ column	08/09/2021	Force Account Labor
Other – Define in the ‘Notes’ column	01/11/2016	Fraud Policy
Other – Define in the ‘Notes’ column	09/12/2016	Integrated Pest Management Policy (IPM)
Other – Define in the ‘Notes’ column	02/18/2016	Internal Controls Policy
Other – Define in the ‘Notes’ column	08/09/2021	Internet & Technology Resources Usage Policy
Investment Policy	08/09/2021	
Language Access Plan	08/09/2021	Limited English Proficiency (LEP) Policy
Maintenance and Other Charges	11/14/2011	Charges for Maintenance Repairs
Smoking Policy	09/12/2016	Non-Smoking Policy
Other – Define in the ‘Notes’ column	02/18/2016	OBRA Policy
Parking	06/14/2021	
Pet Policy	08/09/2021	
Other – Define in the ‘Notes’ column	08/09/2004	Program Participation Policy
Reasonable Accommodations Policy	07/10/2017	
Other – Define in the ‘Notes’ column	05/08/2007	Satellite Policy
Sexual Harassment Policy	03/12/2018	

<b>Policy</b>	<b>Last Ratified by Board Vote</b>	<b>Notes</b>
Other – Define in the ‘Notes’ column	08/09/2021	Smoke Detector Policy
Travel Policy	05/22/2011	
Other – Define in the ‘Notes’ column	01/11/2016	Vehicle Policy
Other – Define in the ‘Notes’ column	05/08/2017	Violence Against Women Act (VAWA) Policy
Other – Define in the ‘Notes’ column	08/09/2021	Workers' Compensation Policy and Procedures

\* Starred policies are required by DHCD. Policies without a “Latest Revision” date are not yet in force.

The list of policies has been provided by the LHA and has not been verified by DHCD.



**Waivers**

Framingham Housing Authority has received the following waivers from DHCD's regulations. This list does not include vacancy waivers, pet waivers, or any waivers that would release personally identifiable tenant or applicant data.

<b>Description</b>	<b>Reason</b>	<b>Date Waiver Approved by DHCD</b>	<b>Date Expired</b>
Biennial recertification of c.667 rents	Due to Covid 19	03/25/2020	06/15/2021

The list of waivers has been provided by the LHA and has not been verified by DHCD.

## Glossary

**ADA:** Americans with Disabilities Act. Often used as shorthand for accessibility related issues or improvements.

**AHVP:** Alternative Housing Voucher Program

**Alternative Housing Voucher Program** provides rental vouchers to disabled applicants who are not elderly and who have been determined eligible for Chapter 667 (elderly and disabled) housing.

**Allowable Non-Utility Expense Level (ANUEL)** is the amount of non-utility expense allowed for each local housing authority based upon the type(s) of housing programs administered.

**ANUEL:** Allowable Non-Utility Expense Level

**AP:** Annual Plan

**Annual Plan:** A document prepared by each Local Housing Authority, incorporating the Capital Improvement Plan (CIP), Maintenance and Repair Plan, Budget, responses to the Performance Management Review, and other elements.

**Cap Share** is the amount of Formula Funding spending approved by DHCD for each year.

**Capital Funds:** Funds provided by DHCD to an LHA for the modernization and preservation of state-aided public housing, including Formula Funds and Special Capital Funds.

**Capital Needs Assessment**, similar to the CIP, often used for developments in the Section 8 New Construction/Substantial Rehabilitation program. Such developments are generally not eligible for state capital funds and therefore do not participate in the CIP process. However, to track their ongoing capital needs and plan for construction projects to address those needs, they often conduct a CNA to determine when building systems will wear out and need to be replaced, and what replacement will cost, so they can plan to ensure that the necessary funding will be available

**Capital Projects** are projects that add significant value to an asset or replace building systems or components. Project cost must be greater than \$1000.

**CIMS** is a web-based software system used for creating CIP's and Annual Plans. For the CIP, the CIMS program allows the LHA to prioritize, select and schedule projects, assign funding sources and direct project spending to specific fiscal years to create a CIP that is consistent with the LHA's FF award amount and FF cap shares, plus any additional funding resources the LHA has identified. The LHA submits its CIP and DHCD conducts its review of the LHA's CIP in CIMS. For the Annual Plan CIMS imports data from other DHCD systems and combines that with data entered by the LHA.

**CIP:** A Capital Improvement Plan (CIP) is a five (5) year plan which identifies capital projects, provides a planning scope, schedule and budget for each capital project and identifies options for financing and implementing the plan. The contents of a CIP are limited to available resources. An approved CIP is required in order to receive Formula Funds.

**CNA:** Capital Needs Assessment

**CPS** is DHCD's transparent Web-based capital planning system that catalogues the condition of every building and site in the statewide public housing portfolio, providing LHAs with detailed technical information to make strategic long-term capital investments. It includes a Facility Condition Index (FCI) for every development that compares the value of expired components of a development relative to its replacement cost.

**Deferred Maintenance** is maintenance, upgrades, or repairs that are deferred to a future budget cycle or postponed for some other reason. Sometimes it is referred to as extraordinary maintenance.

**Deficit housing authority:** a housing authority whose income (mainly from rent) does not cover all its normal operating costs in its approved operating budget, and which therefore operates at a deficit and requires operating subsidy from DHCD.

**DHCD:** Massachusetts Department of Housing & Community Development

**Extraordinary Maintenance:** see the description for budget line 4610 in the Explanation of Budget Accounts in the Budget Section of this Annual Plan.

**FF:** Formula Funding

**Formula Funding** is state bond funding allocated to each LHA according to the condition (needs) of its portfolio in comparison to the entire state-aided public housing portfolio.

**FYE:** Fiscal Year End

**HHA Administrative Fee** is the fee paid to an HHA from the RCAT Program budget.

**HHA:** Host Housing Authority for the RCAT program.

**Host Housing Authority (HHA).** An LHA selected by the Department to employ and oversee an RCAT.

**HUD:** U.S. Department of Housing and Urban Development

**LHA:** Local Housing Authority

**LTO:** Local Tenants Organization

**Management and Occupancy Report:** This is an annual HUD review process that is used to evaluate the performance of developments in various HUD housing programs, including the Section 8 New Construction/Substantial Rehabilitation program, which some LHAs operate. It is similar to the state PMR process in that it evaluates LHA performance on variety of financial, housing quality, and other standards

**Massachusetts Rental Voucher Program (MRVP)** is a state-funded program that provides rental subsidies to low-income families and individuals.

**MOR:** Management and Occupancy Report

**MRVP:** Massachusetts Rental V DHCD's annual review of each housing authority's performance. It pulls together data on the authority's occupancy rates, tenant accounts receivables, accounts payable, budget variance, operating reserve, capital improvement plan submission, capital spending, annual inspections and work order and maintenance systems to identify and address areas of strength and areas for development. Its goal is to allow DHCD and the LHA to

take a deep dive into the data, lift up best practices, and work together towards improving operations oucher Program.

**Performance Management Review (PMR):**

**PMR:** Performance Management Review

**RCAT:** Regional Capital Assistance Team

**Regional Capital Assistance Team:** One of three organizations employed at HHAs designated by the Department to carry out the RCAT Program.

**Sec.8 NC/SR (or S8NCSR):** Section 8 New Construction and Substantial Rehabilitation

**Section 8 New Construction and Substantial Rehabilitation (Sec.8 NC/SR):** This term refers to a federal HUD housing program operated at a small number of state public housing developments whose construction was funded by state grants, but whose ongoing operating costs are supported by project-based subsidies from HUD's federal Section 8 program, rather than from state public housing operating funds..

**Special Awards:** In addition to allocations to each LHA, DHCD has created limited set aside funds to provide for extreme emergency or code compliance needs which are beyond the capacity of an LHA's current FF balance.

**Surplus housing authority:** a housing authority whose income (mainly from rent) covers all its normal operating costs in its approved operating budget, and which therefore operates at a surplus and does not require operating subsidy from DHCD.

## **Attachments**

The following items have been uploaded as attachments to this Annual Plan.

Due to the COVID-19 emergency, on-site Performance Management Review (PMR) assessments by the Facilities Management Specialists were cancelled for the December fiscal year end housing authorities. Therefore, the Facility Management categories have been omitted from the PMR document.

- Cover sheet for tenant satisfaction surveys
- Tenant Satisfaction Survey 667 Program
- Tenant Satisfaction Survey 200 and 705 Program
- Performance Management Review

## **Resident Surveys – Background**

Since 2016 DHCD has been working with the Center for Survey Research (CSR) at the University of Massachusetts Boston to survey residents in the state public housing units it oversees. The surveys are confidential, mailed directly to residents, and returned to CSR by mail (or, starting in 2019, completed on-line). CSR surveys residents of elderly/disabled units (also known as Chapter 667) and family units (also known as Chapter 200 and Chapter 705).

During each round all units are mailed surveys, with one exception: in the case of the twelve housing authorities with more than 225 c.200 family units, a randomly selected group of 225 units was surveyed at each housing authority. This group was determined to be large enough to generate statistically useful results. In both rounds, responses from c.200 and c.705 residents are always combined.

## **Round One Surveys (2016 – 2018)**

In Round One of the surveys, CSR surveyed residents of elderly/disabled units (c.667) in three groups in the Fall of 2016, 2017 and 2018. CSR surveyed residents of family units (c.705 and c.200) in the Spring of 2016. (Note: there are many more c.667 units, so they were broken down into three groups).

### *Notes on Round One Surveys*

1. In previous publications of this survey data, if there were at least twenty responses from residents of an authority's c.667 units or from their c.200/705 units, then there is a separate report for that program.
2. We originally combined data from c.667 and c.200/705 units for some LHAs with limited family data. However, to be consistent with the new Round Two methodology described below, we recalculated the Round One data using the new methodology. Since we no longer combine results from the different programs several LHAs no longer have a report for their c.200/705 units given the small data set for those units.

## **Round Two Surveys (2019 – 2022)**

Round Two of the surveys began in 2019. CSR surveyed about one-third of the elderly/disabled units in Fall 2019 and in Fall 2021 and all of the family units in Fall 2020. We expect the remaining elderly/disabled units to be surveyed in Fall 2022.

### *Notes on Round Two Surveys*

1. We refined our reporting methodology and will issue survey results for any program (c.667 or c.200/705) meeting these requirements:
  - 8-19 completed surveys received, if the response rate is at least 40%
  - 20-29 completed surveys received, if the response rate is at least 20%
  - 30+ completed surveys received, if the response rate is at least 15%
2. Responses from the family units will not be combined with responses from elderly/disabled units as they originally were in Round One. Since the variance between the results of the elderly/disabled and family programs was sometimes significant, we determined that combining the two yielded less accurate results.

# Framingham Housing Authority

## Chapter 667 Housing

### Fall 2019

DHCD is working with the Center for Survey Research at the University of Massachusetts Boston to survey residents in the housing units it oversees.

In the Fall of 2019, surveys were sent to 7172 housing units (Chapter 667). 3421 surveys were filled out and returned.

In the **Framingham Housing Authority**, surveys were sent to a total of **200** Framingham housing units (Chapter 667); **77** surveys were completed.

This report provides some information about how the residents from the **Framingham Housing Authority** who answered the survey responded. It compares their answers to those from residents in the entire state. After the Fall 2022 data collection, this report will be recreated to include a comparison to residents from large LHAs in Central Massachusetts.

## Communication

- **Communication with management:** Residents were asked about how they interacted with their Housing Authorities in this peer group in the last 12 months. The table below shows what percentage of residents said they did each of the following:

	Framingham Housing Authority	Entire State
Felt they were usually or always treated with courtesy and respect when they contacted management.....	91%	87%
Knew the Executive Director held a meeting with residents.....	69%	54%

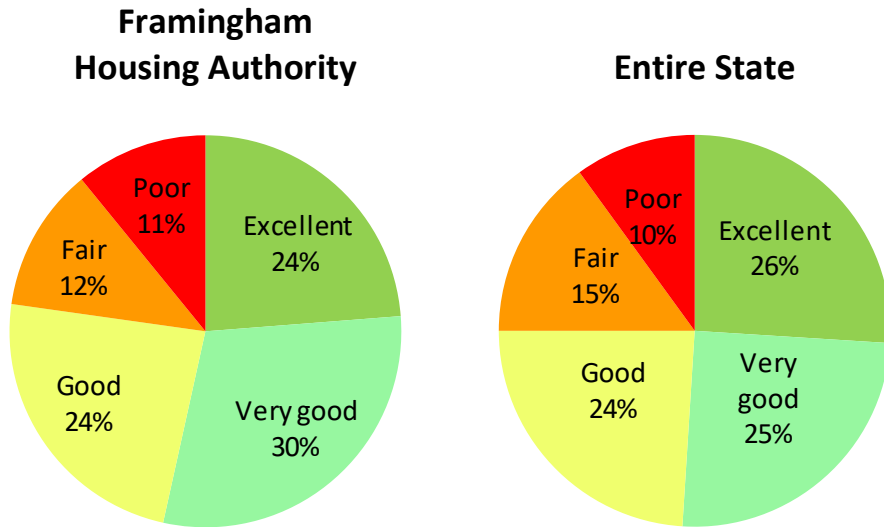
# Maintenance and Repair

- Communication with maintenance staff:** Residents were asked about their interactions with the Framingham Housing Authority maintenance staff in the last 12 months.

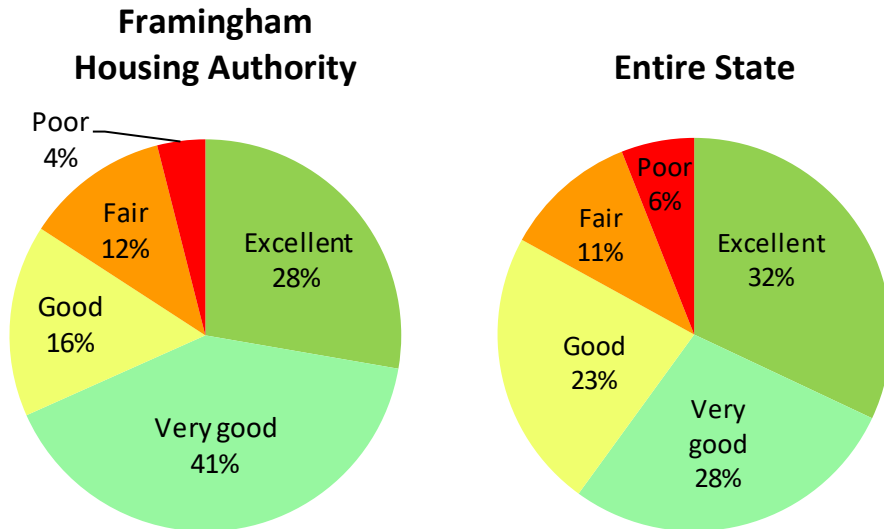
	Framingham Housing Authority	Entire State
Felt they were treated with courtesy and respect when they contacted maintenance.....	92%	89%
Were contacted by the Housing Authority before entering their apartment.....	97%	92%

- Overall maintenance** Respondents were asked how they would they rate overall building maintenance (*such as clean halls and stairways and having lights and elevators that work*) and outdoor space maintenance (*such as litter removal and clear walkways*) in the last 12 months.

**Building maintenance:**



**Outdoor maintenance:**





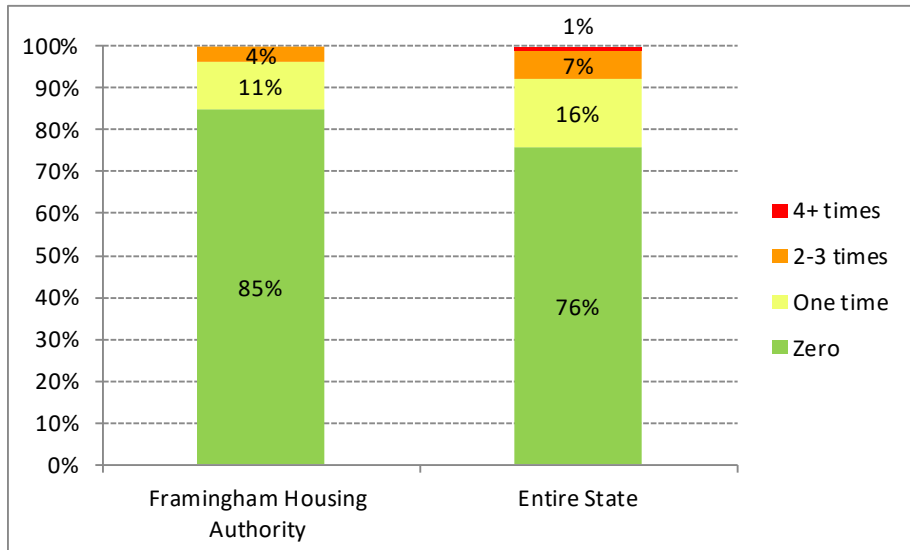
- **Heating and Water Problems:** More than a third of respondents had a problem with their heating and about a half had a plumbing problem in the last 12 months.

	Framingham Housing Authority	Entire State
Had any heating problem.....	42%	40%
Had any water problem.....	49%	57%

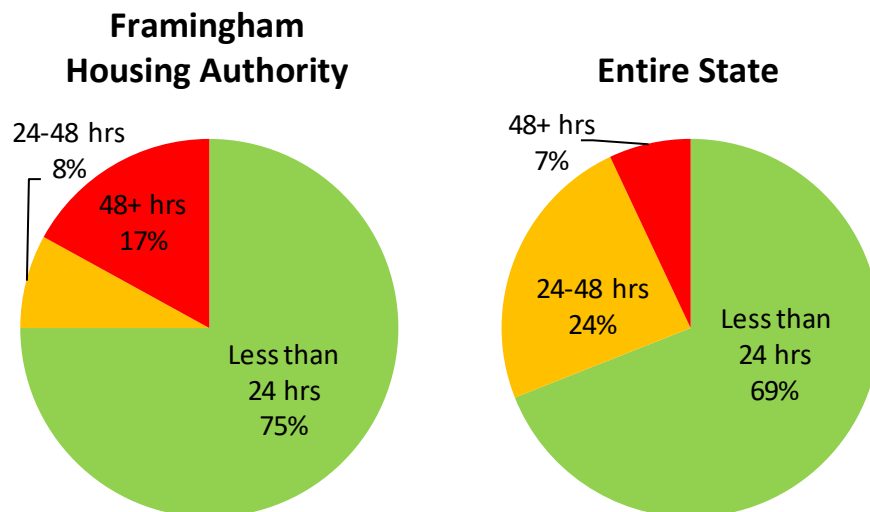
- **Heating Problems**

**How many times did residents completely lose heat?**

The chart below shows how many times respondents had completely lost heat in the last 12 months. The green part of the bars shows what percentage of residents did not have the problem at all. The yellow shows who had the problem one time. The orange shows those who had the problem 2-3 times. And the red shows those who had the problem 4 or more times in the last 12 months.



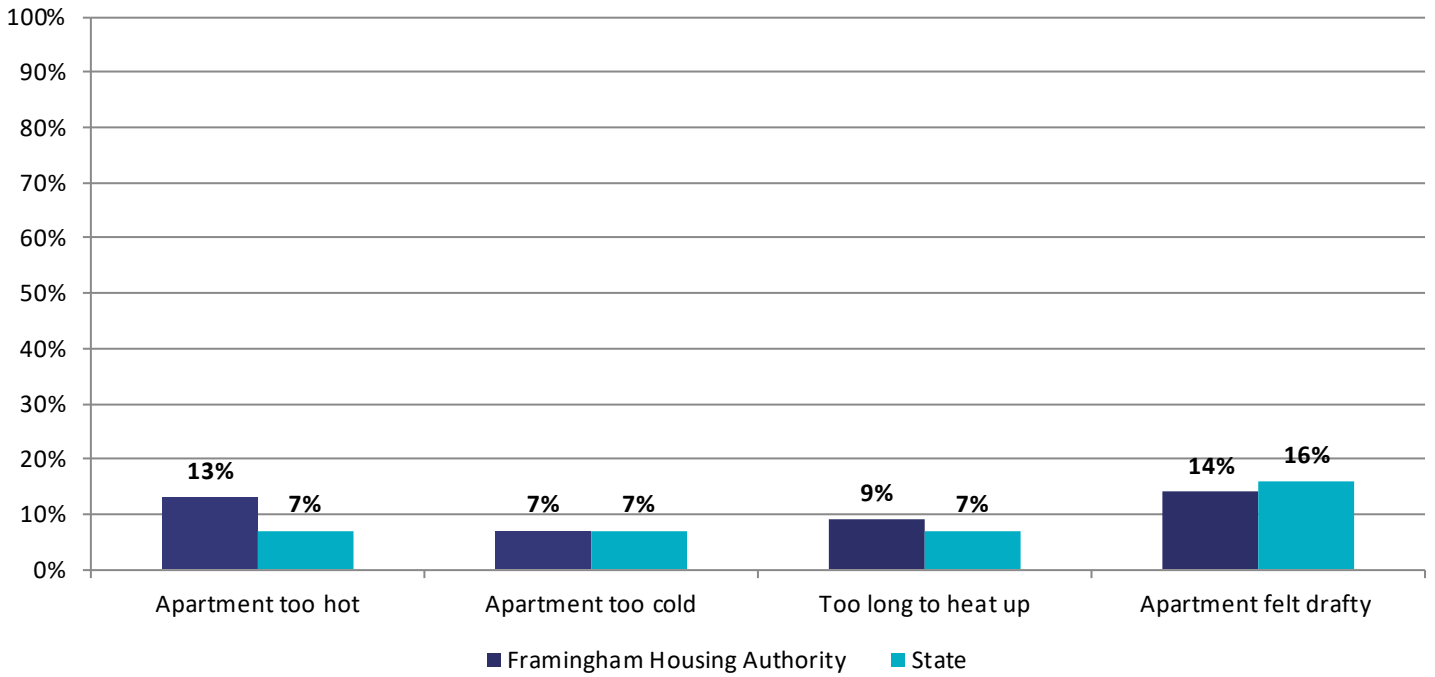
**How long did it usually take for heat to come back on?** For those respondents who reported completely losing heat, we asked how long it usually took for the heat to come back on – less than 24 hours, 24 - 48 hours, or more than 48 hours.



- **Other Heating Problems**

**In the last 12 months did residents have other heating problems?**

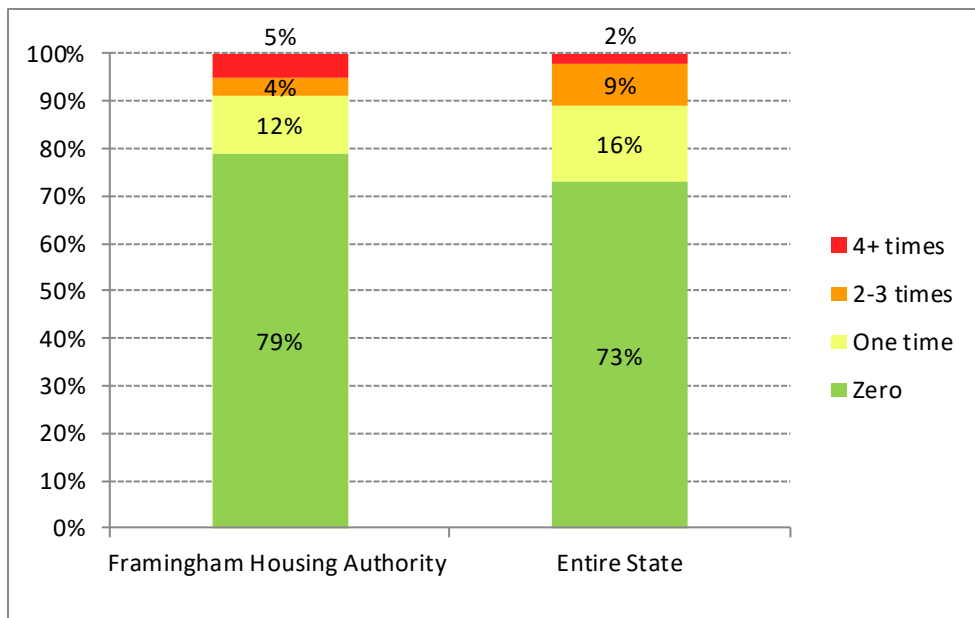
The chart below shows what percentage of residents experienced other heating problems in the last 12 months.



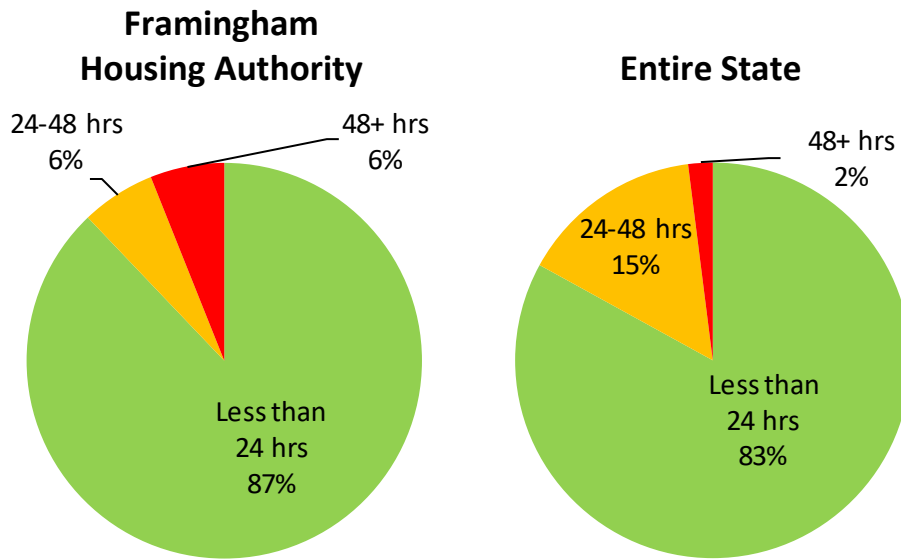
- **Water or Plumbing Problems**

**How many times did residents have no hot water in their apartment?**

The chart below shows how many times respondents did not have no hot water in their apartment in the last 12 months. The green part of the bars shows what percentage of residents did not have the problem at all. The yellow shows who had the problem one time. The orange shows those who had the problem 2-3 times. And the red shows those who had the problem 4 or more times in the last 12 months.



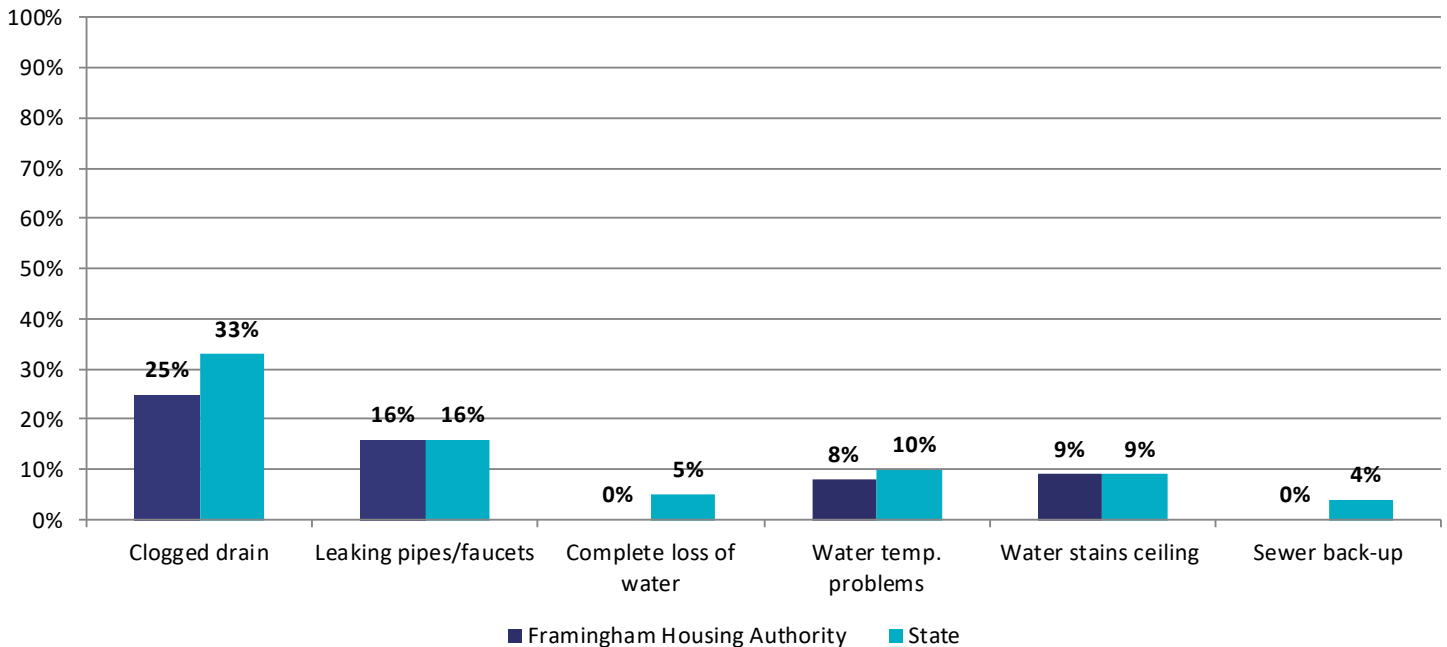
**How long did it usually take for hot water to come back on?** For those respondents who reported not having hot water in their apartment, we asked how long it usually took for hot water to come back on – less than 24 hours, 24 - 48 hours, or more than 48 hours.



• **Other Water or Plumbing Problems**

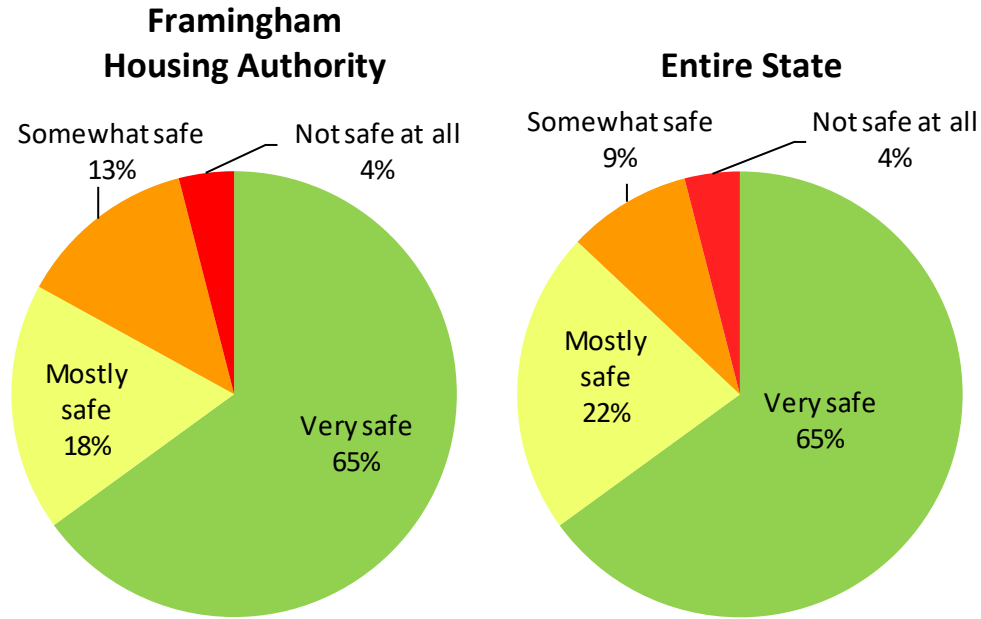
**In the last 12 months did residents have other water or plumbing problems?**

The chart below shows how many times respondents had other water or plumbing problems in the last 12 months.

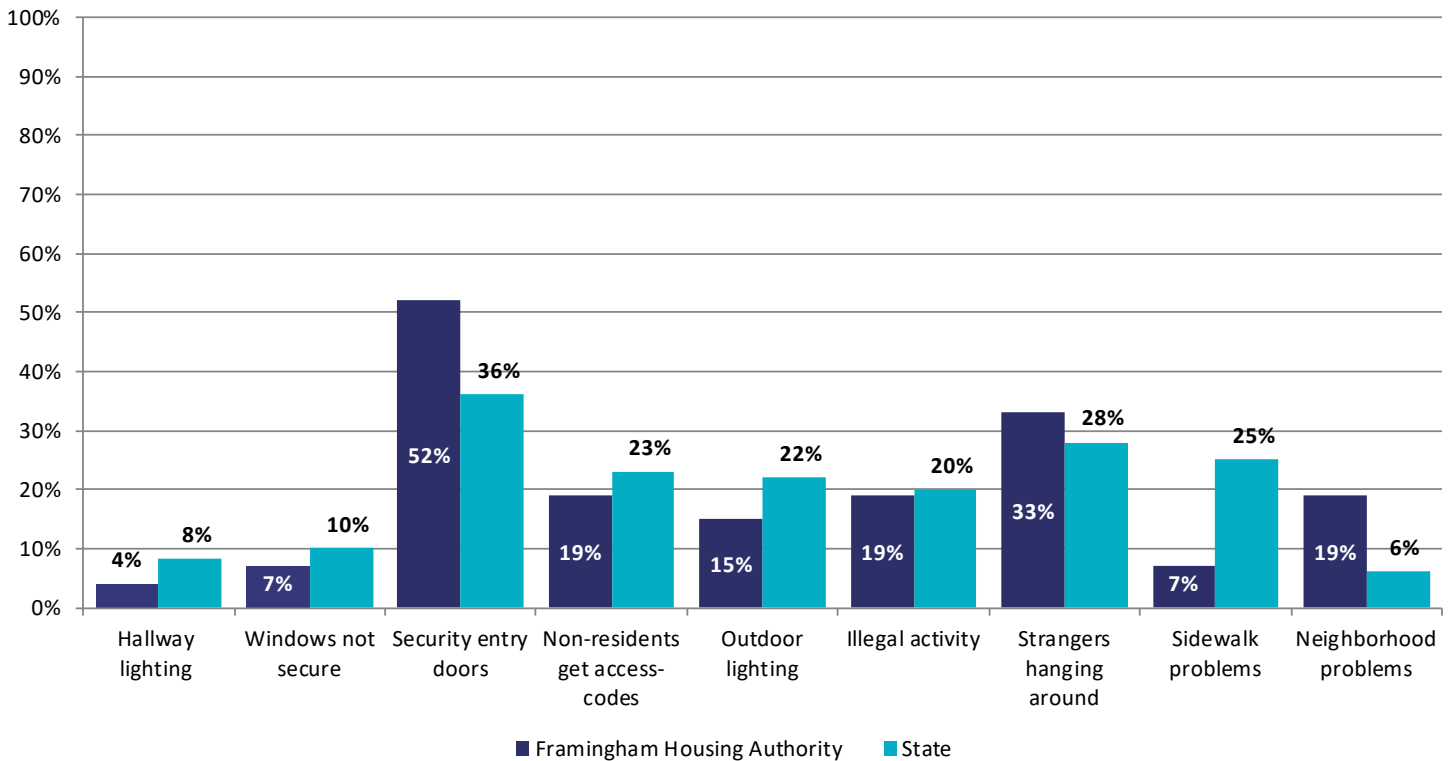


# Safety

**Respondents were asked how safe they felt in their development.** The charts below show what percentage of residents said they felt “very safe”, “mostly” safe, “somewhat safe”, or “not safe at all” in their development in the last 12 months.

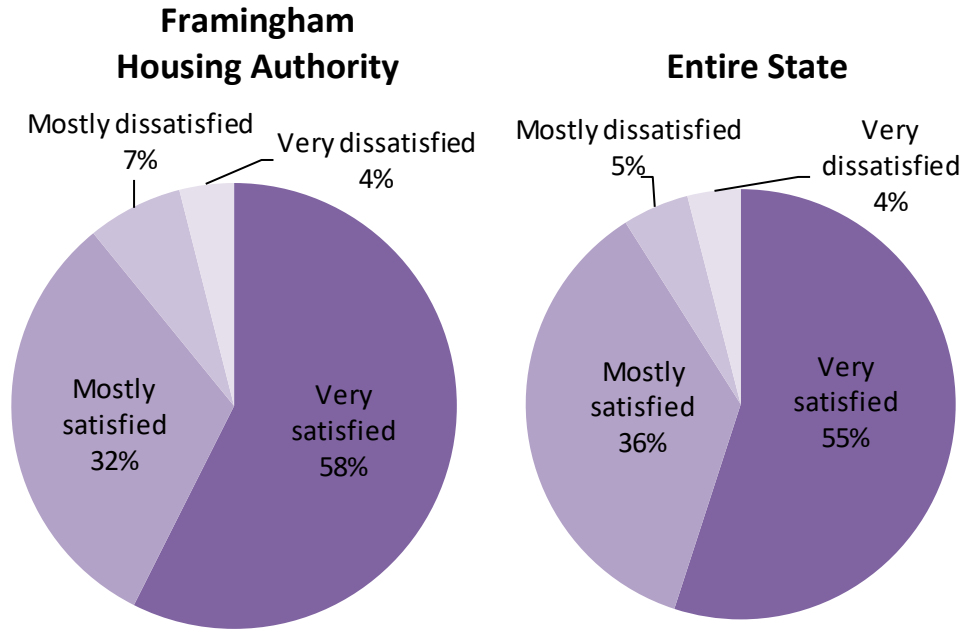


**Reasons why respondents felt unsafe in their development:** Respondents were asked why they felt unsafe in their development. This chart shows what specific concerns respondents mentioned.



# Overall Satisfaction

Respondents were asked about their overall satisfaction living in their development. The chart below shows what percentage of people said they were “very satisfied”, “mostly satisfied”, “mostly dissatisfied”, or “very dissatisfied”.



# Framingham Housing Authority

## Chapter 200 & Chapter 705 Family Housing

### Fall 2020

DHCD is working with the Center for Survey Research at the University of Massachusetts Boston to survey residents in the housing units it oversees.

In the Fall of 2020, surveys were sent to 10,163 family housing units (Chapters 200 and 705). 2,124 surveys were filled out and returned.

In the **Framingham Housing Authority**, surveys were sent to a total of **261** Framingham housing units, **69** surveys were completed.

This report provides some information about how the residents from the **Framingham Housing Authority** answered the survey. It compares their answers to those from residents in the entire state and to those from large LHAs in Central Massachusetts. These large LHAs in Central Massachusetts include: Fitchburg, Framingham, and Worcester. (Please note that survey data may not have been received from each one of these nearby LHAs.)

## Communication

- Communication with management:** Residents were asked about how they interacted with their Housing Authorities in the last 12 months. The table below shows what percentage of residents said they did each of the following:

	Framingham Housing Authority	Large LHAs in Central MA*	Entire State
Felt they were usually or always treated with courtesy and respect when they contacted management.....	80%	78%	71%
Knew the Executive Director held a meeting with residents.....	15%	25%	15%

\* Large LHAs in Central MA include: Fitchburg, Framingham, Worcester. (Please note that survey data may not have been received from each one of these nearby LHAs.)

# Maintenance and Repair

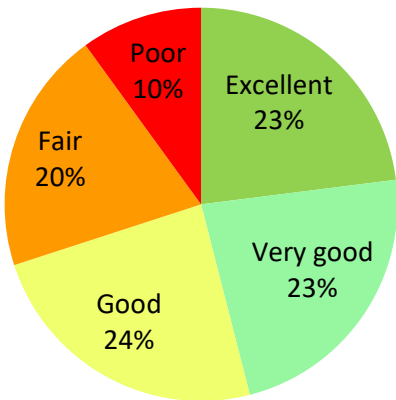
- Communication with maintenance staff:** Residents were asked about their interactions with the Framingham Housing Authority maintenance staff in the last 12 months.

	Framingham Housing Authority	Large LHAs in Central MA	Entire State
Felt they were usually or always treated with courtesy and respect when they contacted maintenance.....	84%	79%	75%
Were contacted by the Housing Authority before staff entered their apartment.....	87%	87%	86%

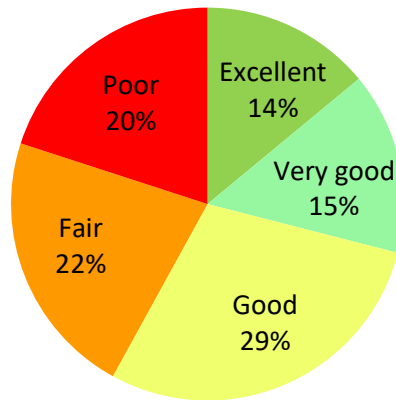
- Overall maintenance:** Respondents were asked how they would rate overall building maintenance (such as clean halls and stairways and having lights and elevators that work) and outdoor space maintenance (such as litter removal and clear walkways) in the last 12 months.

**Building maintenance:**

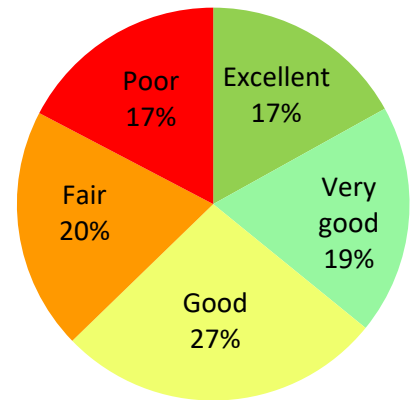
**Framingham Housing Authority**



**Large LHAs in Central MA**

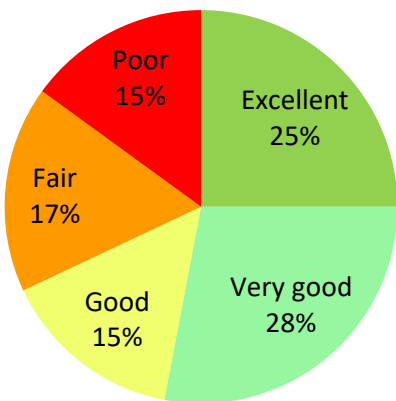


**Entire State**

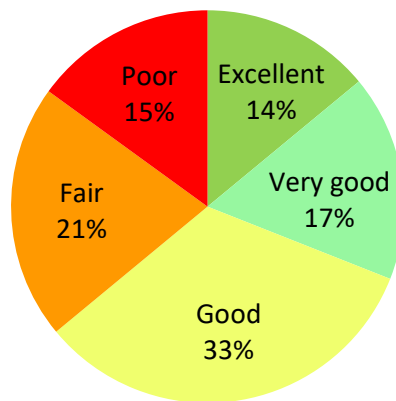


**Outdoor maintenance:**

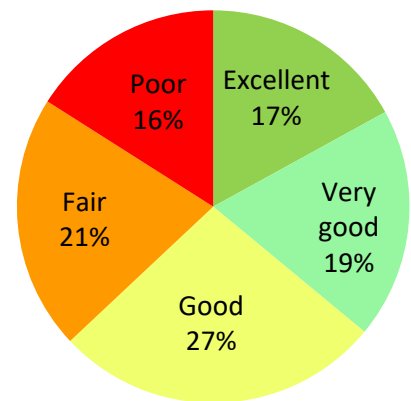
**Framingham Housing Authority**



**Large LHAs in Central MA**



**Entire State**



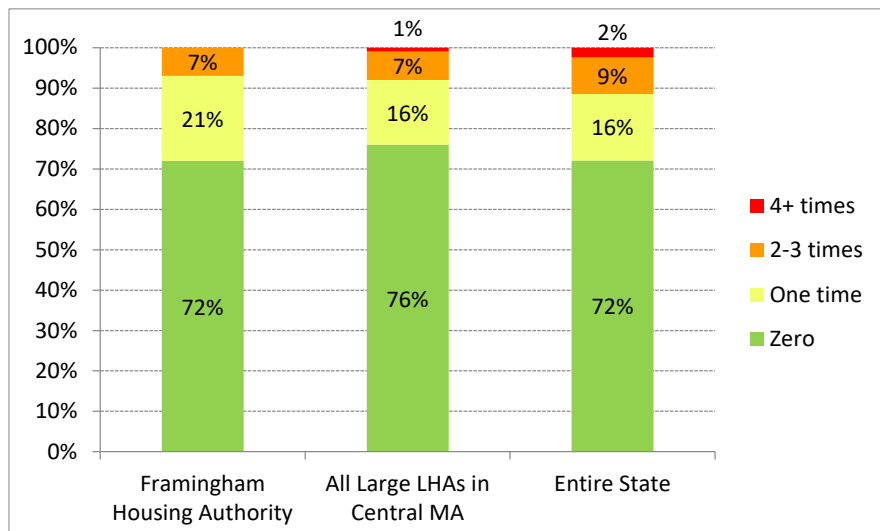
- Heating and Water Problems:** About one-half of respondents had a problem with their heating and about three-quarters had a plumbing problem in the last 12 months.

	Framingham Housing Authority	Large LHAs in Central MA	Entire State
Had any heating problem.....	52%	52%	56%
Had any water problem.....	74%	69%	74%

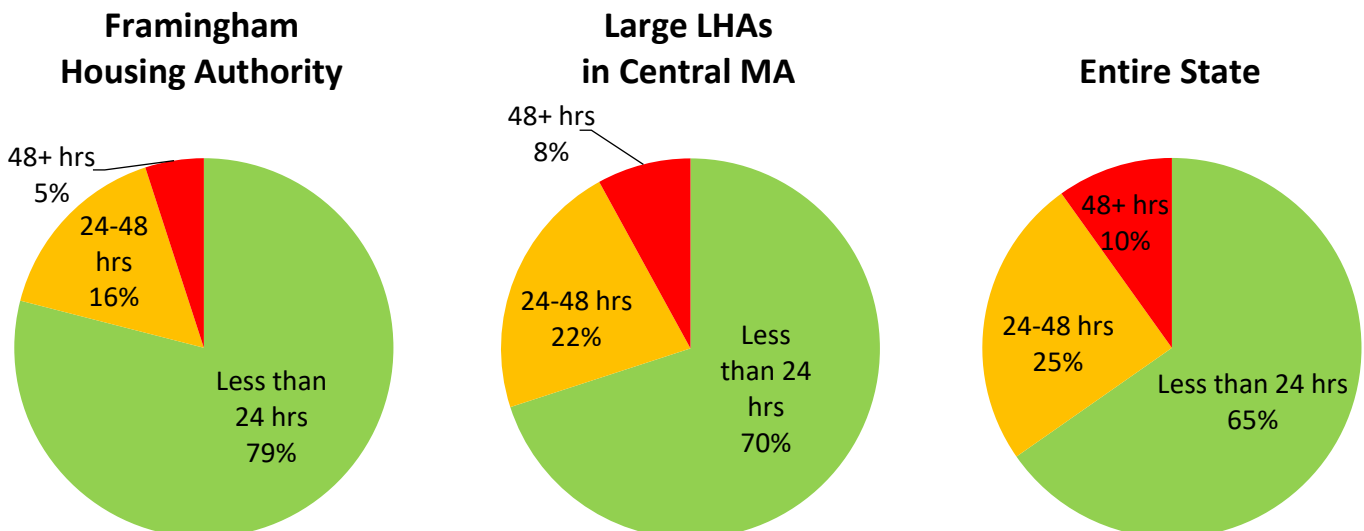
- Heating Problems**

**How many times did residents completely lose heat?**

The chart below shows how many times respondents had completely lost heat in the last 12 months. The green part of the bars shows what percentage of residents never completely lost heat. The yellow shows who lost heat one time. The orange shows those who lost heat 2-3 times. And the red shows those who lost heat 4 or more times in the last 12 months.



**How long did it usually take for heat to come back on?** For those respondents who reported completely losing heat, we asked how long it usually took for the heat to come back on – less than 24 hours, 24 - 48 hours, or more than 48 hours.

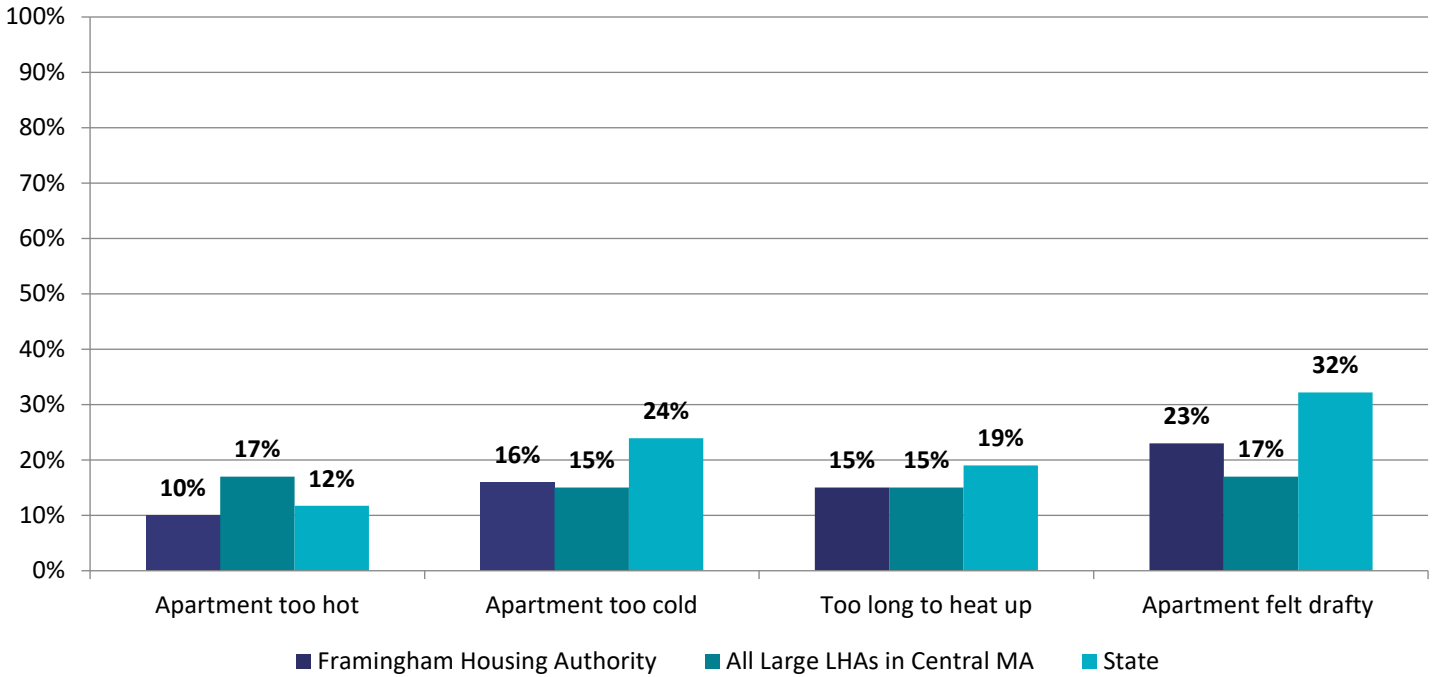




- **Other Heating Problems**

**In the last 12 months did residents have other heating problems?**

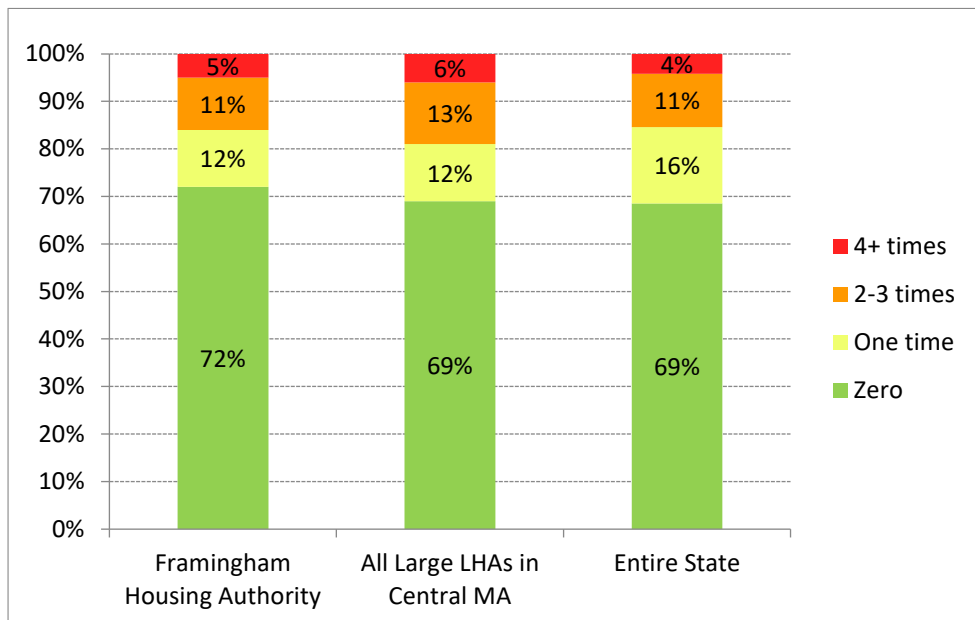
The chart below shows what percentage of residents experienced other heating problems in the last 12 months.



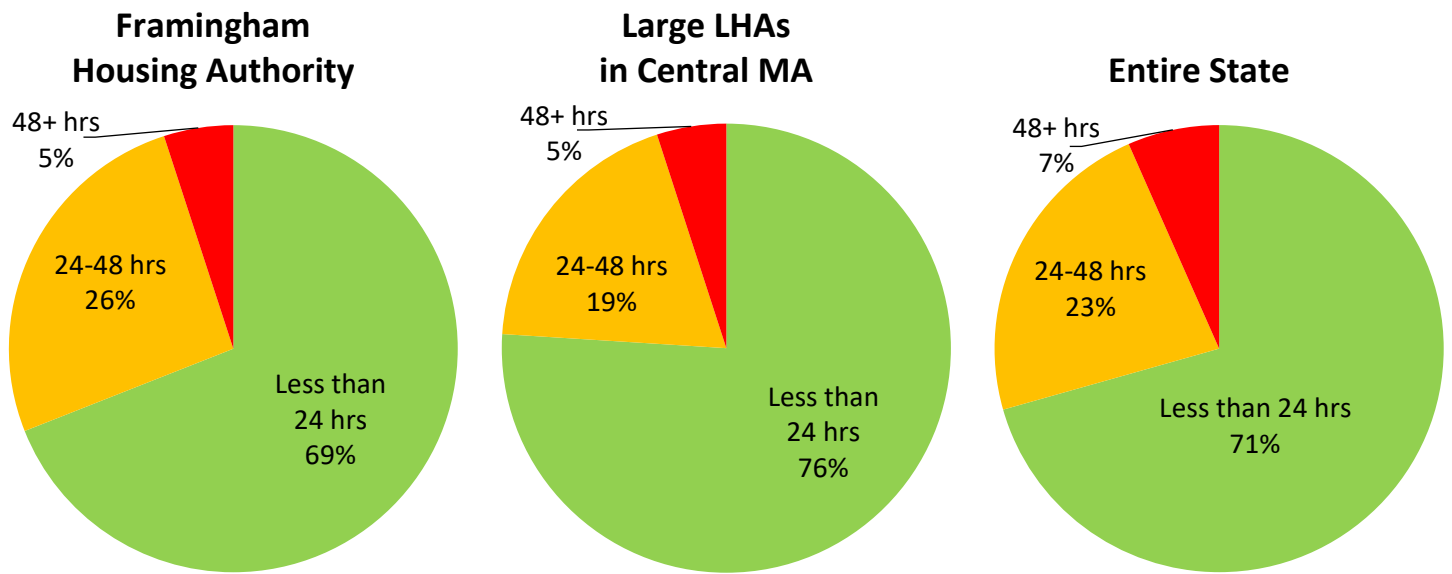
- **Water or Plumbing Problems**

**How many times did residents have no hot water in their apartment?**

The chart below shows how many times respondents did not have hot water in their apartment in the last 12 months. The green part of the bars shows what percentage of residents never had this problem. The yellow shows who lost hot water one time. The orange shows those who lost hot water 2-3 times. And the red shows those who lost hot water 4 or more times in the last 12 months.



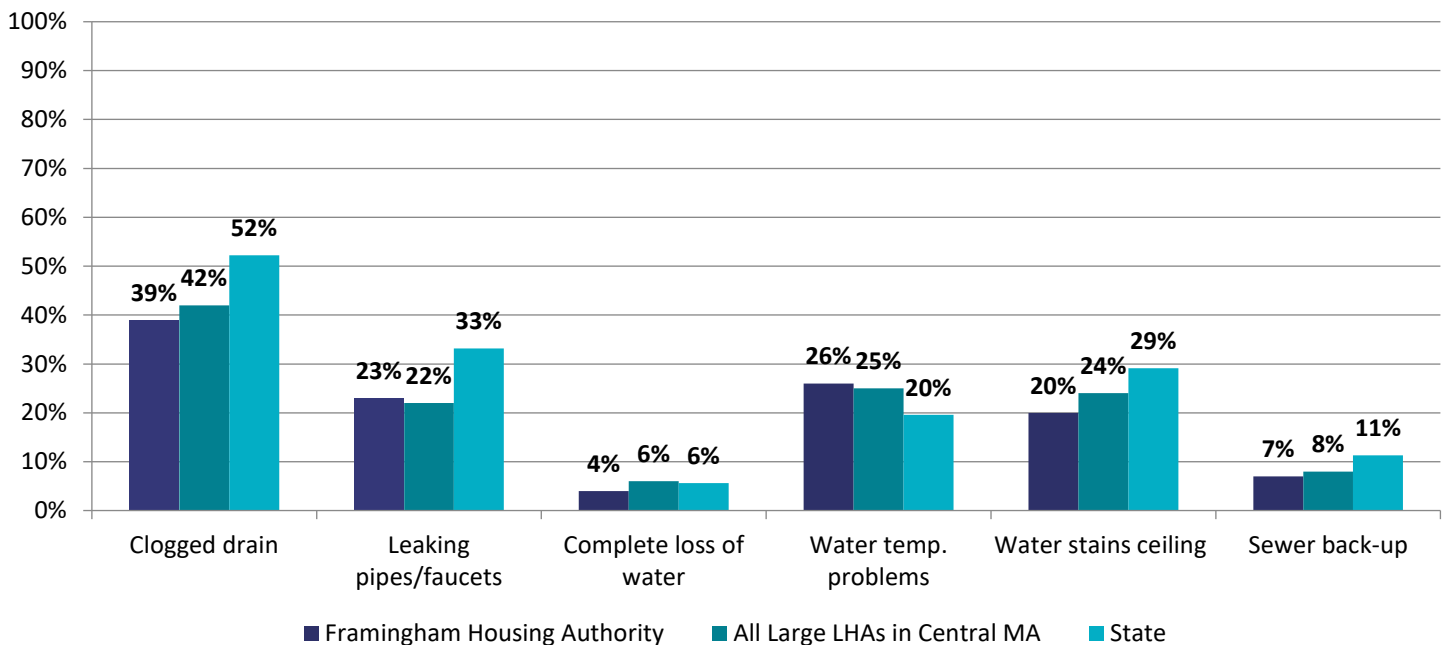
**How long did it usually take for hot water to come back on?** For those respondents who reported not having hot water in their apartment, we asked how long it usually took for hot water to come back on – less than 24 hours, 24 - 48 hours, or more than 48 hours.



• **Other Water or Plumbing Problems**

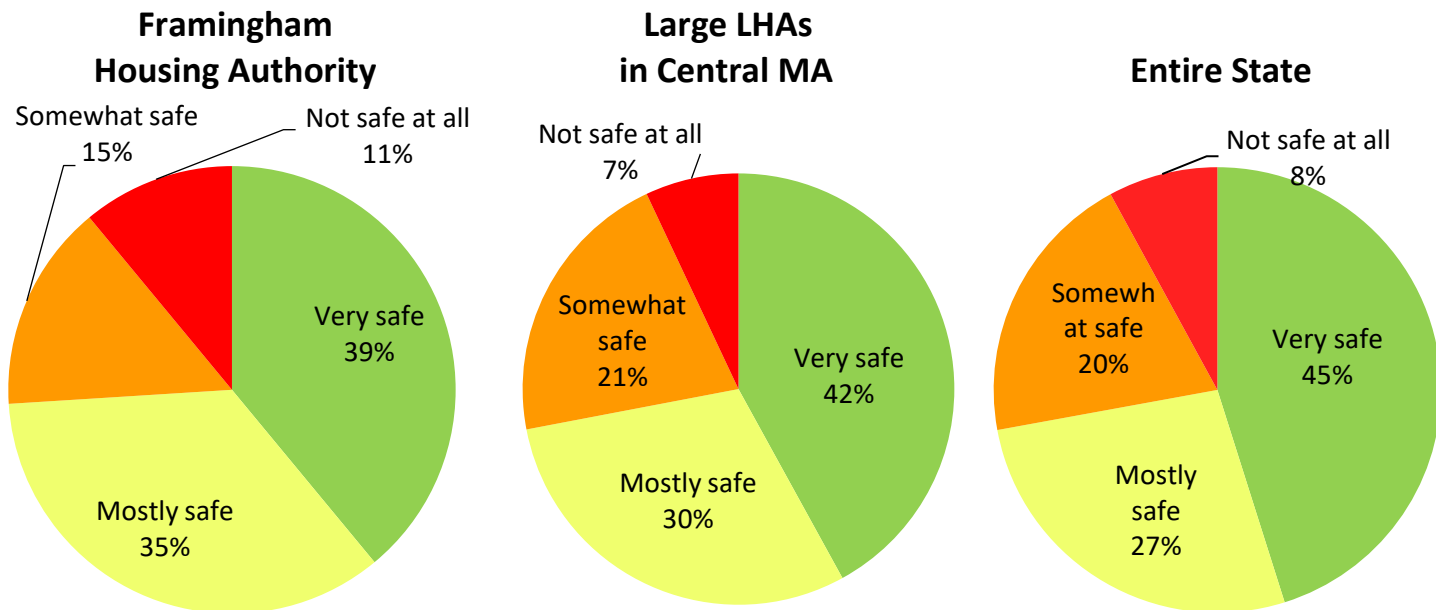
**In the last 12 months did residents have other water or plumbing problems?**

The chart below shows what percentage of residents experienced other water or plumbing problems in the last 12 months.

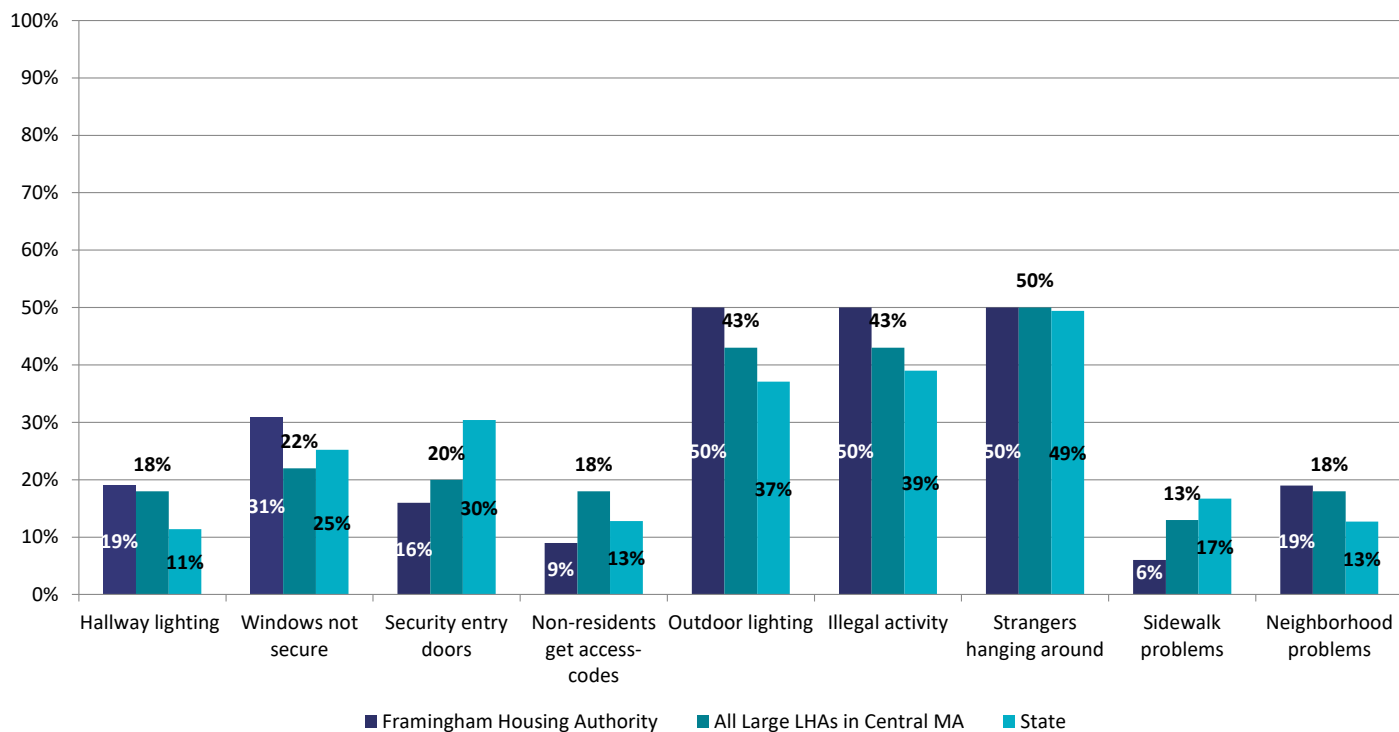


# Safety

**Respondents were asked how safe they felt in their development.** The charts below show what percentage of residents said they felt *very safe*, *mostly safe*, *somewhat safe*, or *not safe at all* in their development in the last 12 months.



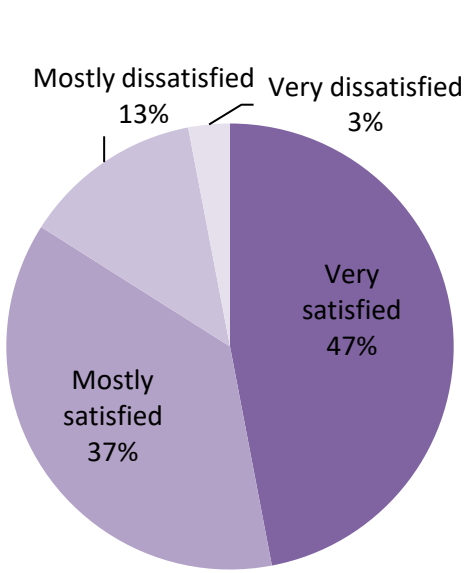
**Reasons why respondents felt unsafe in their development:** Respondents were asked why they felt unsafe in their development. This chart shows what specific concerns respondents mentioned.



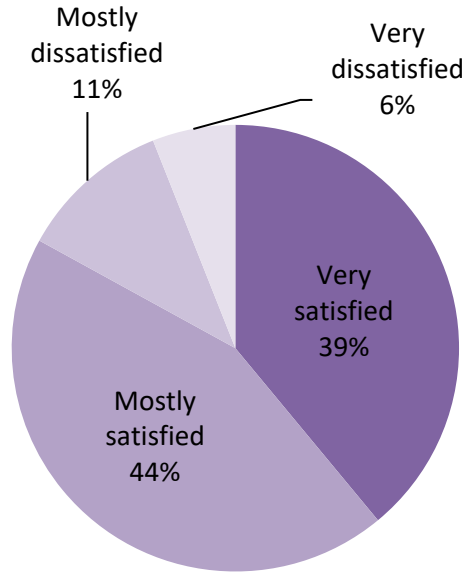
# Overall Satisfaction

Respondents were asked about their overall satisfaction living in their development. The chart below shows what percentage of people said they were *very satisfied*, *mostly satisfied*, *mostly dissatisfied*, or *very dissatisfied*.

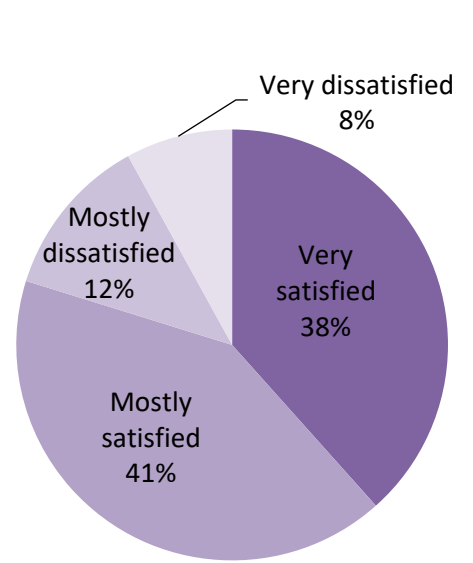
**Framingham  
Housing Authority**



**Large LHAs  
in Central MA**



**Entire State**



# FRAMINGHAM HOUSING AUTHORITY

## Performance Management Review (PMR) Report

Fiscal Year End 12/31/2021

\*For a detailed report of the Performance Management Review (PMR), please contact the Local Housing Authority

# Performance Management Review

DEPARTMENT OF HOUSING AND COMMUNITY DEVELOPMENT (DHCD)				
PMR Desk Audit Ratings Summary <b>Official Published PMR Record</b>				
For a detailed report of the Performance Management Review (PMR), please contact the Local Housing Authority				
Housing Authority	Framingham Housing Authority			
Fiscal Year Ending	12/31/2021			
Housing Management Specialist	Robert Pelletier			
Facilities Management Specialist	Wilzor Exantus			
Criteria	Score/Rating			
	Management			
Occupancy Rate	c.667	c.705	c.200	Cumulative
	No Findings	No Findings	No Findings	No Findings
Tenant Accounts Receivable (TAR)	c.667	c.705	c.200	Cumulative
	Paused due to COVID-19	Paused due to COVID-19	Paused due to COVID-19	Paused due to COVID-19
Board Member Training	No Findings			
Certifications and Reporting Submissions	No Findings			
Annual Plan	No Findings			
	Financial			
Adjusted Net Income	Paused due to COVID-19			
Operating Reserves	No Findings			
	Capital			
Capital Spending	Paused due to COVID-19			

# LHA Framingham Housing Authority

## Occupancy

Rating All: No Findings

Rating 667: No Findings

Rating 200: No Findings

Rating 705: No Findings

- Enter vacancies into system at least monthly and ensure that there are no duplicates. Reach out to HMS if accidental duplicates occur.
- Use online vacancy system, see user guide if need help. All vacancies must be reported; and quarterly certifications must be completed certifying all data is in system. Request waivers when applicable.
- Follow tenant selection best practices to improve vacancy turnover (pulling lists in CHAMP as soon as vacancy occurs and previewing list to prescreen in advance of vacancies as needed).
- Include unit turnovers in capital improvement plan.
- Engage in a management agreement or contract with private firms to help with heavy unit turnover.
- Review turnovers with staff weekly or biweekly to monitor status of vacant units.
- Develop plan for updating units with long term occupancy to limit turn over time at vacancy; family units may need consistent attentions o when lease up, condition is not affecting vacancy turnover time.
- Ensure that yearly inspection findings are addressed and address tenant damage/lease violations.
- Other:

## Certifications and Reporting Submissions

Rating: No Findings

- Submit all four quarterly vacancy certifications by the end of the month following the quarter end.
- Submit all four quarters of Tenants Accounts Receivables (TAR) application within 60 days of quarter end.
- Submit all four quarterly operating statements within 60 days of the quarter end.
- Schedule board meetings well in advance. Consider scheduling a backup date to ensure you are able to have your board vote/approval in time to meet reporting deadlines.
- Set a recurring appointment in your email calendar for help remembering reporting dates and deadlines.
- Other:

## Operating Reserve

Rating: No Findings

- Please refer to PHN 2018-04 and current budget guidelines for information on operating reserve.
- An LHA may spend down to 35% of maximum reserve level without consulting DHCD, but the LHA must budget these expenses in the correct line items of their annual operating budget. If the expense occurred after DHCD approval of the annual operating budget, the LHA should submit a budget revision with these expenditures.
- Any expenditures from the operating reserve that will result in a projected operating reserve of less than 35% of maximum reserve level, requires *prior written approval* from DHCD, *unless the expenses are to resolve health and safety issues*.
- Each LHA must maintain a projected operating reserve of 20% of maximum reserve level, which *remains the minimum operating reserve level for all LHAs*.
- Other:**

## Board Member Training

Rating: No Findings

- Ensure you update the board attendance application with the most recent board members, and their term dates.
- Ensure each board member has a unique email for the board member training.
- Provide computer guidance as needed to help board members complete the training.
- Other:**

## Annual Plan Submission

Rating: No Findings

- Ensure you submit the Annual Plan on time.
- Other:**



**DEPARTMENT OF HOUSING AND COMMUNITY DEVELOPMENT (DHCD)  
PMR Physical Condition Ratings**

<b>Housing Authority</b>	<b>Framingham Housing Authority</b>
<b>Fiscal Year Ending</b>	<b>12/31/2021</b>
<b>Housing Management Specialist</b>	<b>Robert Pelletier</b>
<b>Facilities Management Specialist</b>	<b>Wilzor Exantus</b>

<b>Inspection and Work Order System Criteria</b>	<b>Rating</b>
<b>Inspections</b>	
LHA conducted 100% of the unit inspections.	<b>No Findings</b>
Inspections report noted 100% of the necessary repairs in each unit.	<b>No Findings</b>
100% of inspection-related work orders were generated.	<b>No Findings</b>
Work order system identifies, tracks, and can produce reports for inspection work orders.	<b>No Findings</b>
Inspection work orders were completed within 30 calendar days from the date of inspection, OR if cannot be completed within 30 calendar days, are added to the Deferred Maintenance Plan or included in the Capital Improvement Plan in the case of qualifying capital repairs (unless health/safety issue).	<b>No Findings</b>
<b>Work Order System</b>	
Emergency work orders defined per PMG, identified, tracked, reportable.	<b>No Findings</b>
Emergency work orders initiated within 24 to 48 hours.	<b>No Findings</b>
Vacancy work orders identified, tracked and reportable.	<b>No Findings</b>
Vacancy work orders were completed within 30 calendar days or if not completed within that timeframe, LHA has a waiver.	<b>No Findings</b>
Comprehensive Preventive Maintenance Program exists & preventive work orders identified, tracked, and reportable.	<b>No Findings</b>
Routine work orders identified, tracked, reportable and completed regularly.	<b>No Findings</b>
Requested work orders are identified, tracked and reportable.	<b>No Findings</b>
Requested work orders were completed in 14 calendar days from the date of tenant request or if not completed within that timeframe (and not a health or safety issue), the task was added and completed in a timely manner as a part of the Deferred Maintenance Plan and/or CIP.	<b>No Findings</b>
LHAs have a 24 hour system for responding to emergencies and have distributed definition of emergency to residents, staff and answering service (if applicable).	<b>No Findings</b>

**DEPARTMENT OF HOUSING AND COMMUNITY DEVELOPMENT (DHCD)  
PMR Physical Condition Report**

For a detailed report of the Performance Management Review (PMR), please contact the Local Housing Authority

<b>Housing Authority</b>	<b>Framingham Housing Authority</b>
<b>Fiscal Year Ending</b>	<b>12/31/2021</b>
<b>Housing Management Specialist</b>	<b>Robert Pelletier</b>
<b>Facilities Management Specialist</b>	<b>Wilzor Exantus</b>

**Health and Safety Violations. Must be initiated within 24 to 48 hours. If the box below is not checked, you did not have any health and safety violations.**

DHCD will provide a list of health and safety violations found. Inspection reports will be provided by your HMS. The health and safety items have an 'X' in the HS column of the inspection report. Actions to correct these violations must be initiated within 24 to 48 hours. When you have completed work orders for these items send documentation to [dhcd-phinspectionviolations@massmail.state.ma.us](mailto:dhcd-phinspectionviolations@massmail.state.ma.us). In the subject line please indicate the LHAName and the PMR Year. If health and safety violations are not resolved within 60 days, DHCD will follow-up with a second site visit.

**Criteria A: LHA conducted 100% of the unit inspections - No Findings**

- Look to a nearby LHA for help with inspections (formulate a management agreement)
- Attend a Regional DHCD-led Inspection Training (in person)
- Refer to Property Maintenance Guide - Chapter 3 on Inspections See Handout B
- Consider Organization of Staff (see Chapter 4 of PMG) See Handout B
- Develop/Improve internal organizational processes and procedures to ensure you are properly scheduling, tracking, and documenting inspections throughout the year.
- Consider software (web-based applications) or Excel/Access to help you conduct/track/document inspections See Handout H
- Schedule your inspections throughout the year (by development or by anniversary date), rather than once a year
- Hire a qualified contractor (contact the DHCD Compliance Specialist (#617-573-1100 or dhcd-publichousingprocurement@massmail.state.ma.us) for procurement information)

**Additional Notes:**

**Criteria B: Inspection report noted 100% of the necessary repairs in each unit - No Findings**

- Unable to make recommendations as did not notify tenants of possible inspections
- Attend a Regional DHCD-led Inspection Training (in person)
- Look into maintenance trainings offered by MAHAMS See Handout L
- Include tenant violations in inspection reports
- Review state sanitary code ([https://www.mass.gov/files/documents/2016/07/pv/105cmr410\\_0.pdf](https://www.mass.gov/files/documents/2016/07/pv/105cmr410_0.pdf))

**Additional Notes:**

**Criteria C: 100% of inspection-related work orders were generated - No Findings**

- Attend a Regional DHCD-led Inspection Training (in person)
- Refer to Property Maintenance Guide - Chapter 3 on Inspections See Handout B
- Ensure all tenant violations are included in the inspection report and that these violations are followed-up on by administrative staff with the tenant.
- Develop internal organizational processes and procedures to ensure you are properly generating and tracking inspection work orders throughout the year
- Improve internal organizational processes and procedures to ensure you are properly generating and tracking inspection work orders throughout the year
- Consider software (web-based applications) or Excel/Access to help you conduct/generate/track inspections See Handout H

**Additional Notes:**

## Work Order System Identifies, Tracks, and Can Produce Reports for the Following

Criteria D: Inspection - No Findings

Criteria F: Emergency (defined per PMG) - No Findings

Criteria H: Vacancy - No Findings

Criteria K: Routine - No Findings

Criteria L: Requested - No Findings

- Consider software (web-based applications) or Excel/Access to help you generate/track/close out work orders See Handout H
- Refer to Property Maintenance Guide - Chapters 1 to 3 on Work Order Systems See Handout B
- Refer to PHN 2016-16 and 2016-36 and 2018-8 on Maintenance Aspects of Performance Management Review See Handout C+D
- Train staff on work order types and how to input them into your work order system/If you use web-based software, reach out to your vendor for training/training materials/changes to the software See Handout K + Software Handouts (M, N, or O) If Applicable
- LHA should align work order types, their priorities and a definition of what is considered an emergency with the Property Maintenance Guide (Pages I-5 to I-10) See Handout B + K
- Look to other LHAs with strong work order systems/processes and procedures around work orders and ask for their assistance
- Definition of Emergency Work Orders Should Be Conditions (no matter the time of day) which are immediately threatening to the life or safety of your residents, staff, or structures. LHA should create emergency list and distribute to staff and tenants. Produce emergency work orders for any work that is on list and initiate work within 24 to 48 hours. See Handout J
- LHA should establish a system of move out inspections for all vacant units. Produce work orders from those move out inspection reports, and list on work order time spent working on turnover, date turnover was started and date finished, list of work done, and material used.

### Additional Notes:

## Timely Completion of Work Order Types

Criteria E: Inspection - No Findings

Criteria G: Emergency - No Findings

Criteria I: Vacancy - No Findings

Criteria M: Requested - No Findings

- Consult DHCD's list of work order types, their priorities and a definition of what is considered an emergency See Handout J + K
- Refer to Property Maintenance Guide - Chapters 1 to 3 on Work Order Systems See Handout B
- Refer to PHNs 2016-16 and 2016-36 and 2018-8 on Maintenance Aspects of Performance Management Review See Handout C + D
- Vacancy turnovers should be completed within 30 calendar days or less. If cannot complete work within 30 days, LHA should contact Housing Management Specialist for a waiver. Use Online Vacancy System to Apply for Waivers (see PHN 2013 - 07) for Waiver Types (if waiver-eligible) See Handout G
- Consider Use of Capital Improvement Plan (CIP) for Capital Projects (see PHN 2012-22 for Capital vs. Operating funds; Contact Your Project Manager or RCAT for More Information) See Handout I
- Hire a qualified contractor (if plan to procure, contact DHCD Compliance Specialist (#617-573-1100 or dhcd-publichousingprocurement@massmail.state.ma.us) for procurement information
- Schedule your inspections throughout the year (by development or by anniversary date), rather than once a year
- Train staff on work order types and how to input them into your work order system/If you use web-based software, reach out to your vendor for training/training materials/changes to the software See Handout K + Software Handouts (M, N or O) If Applicable
- Consider software (web-based applications) or Excel/Access to help you generate/track/close out work orders See Handout H
- Consider Use of a Deferred Maintenance Plan/Operating Funds (Talk to Facilities Management Specialist and/or Housing Management Specialist)
- Look into Maintenance trainings offered by MAHAMS See Handout L
- Look into Dwelling Unit Inspection trainings offered by DHCD
- Look to other LHAs with strong work order systems/processes around work orders and ask for their assistance (possibly formulate a management agreement)
- Request Vacant Unit Funds (see PHN 2016-34 for more information) See Handout F
- Look for other external funding sources
- Build a broader vendor network (to ensure timely delivery of parts/materials)
- Consider Organization of Staff (see Chapter 4 of PMG) See Handout B

### Additional Notes:

#### Emergency Work Order:

#### Vacancy Work Order:

#### Timeliness Requested Work Order:

#### Timeliness of Inspection Work Order:

**Criteria J: Comprehensive Preventive Maintenance Program Exists + Preventive Work Orders Identified, Tracked, Reportable - *No Findings***

- ☐ Refer to the Property Maintenance Guide (Pages I-23 to I-32 and Pages 8-7 to 8-26) See Handout B
- ☐ Refer to Annual PHNs on this topic, latest of which was PHN 2016-18 "Preventive Maintenance Monthly Reminders" See Handout E
- ☐ Process to schedule, generate, prioritize, and track work orders as a part of the Preventive Maintenance Program (consider using software to automate processes where possible) See Handout H
- ☐ Designate one person with the responsibility of reviewing/updating the Preventive Maintenance Program on a regular basis, as well as in real-time as new equipment is purchased
- ☐ Create a Preventive Maintenance Program/Plan that helps in the upkeep of all buildings and equipment. Work orders should be created and closed for all items on Preventive Maintenance Plan; Consult the Property Maintenance Guide (Pages I-23 to I-32) and Public Housing Notices 2016 - 18 "Preventive Maintenance Reminders" for how to develop a Preventive Maintenance Program See Handout B
- ☐ Consider software (web-based applications) or Excel/Access to help you generate/track/close out work orders See Handout H
- ☐ Refer to Property Maintenance Guide - Chapters 1 to 3 on Work Order Systems See Handout B
- ☐ Refer to PHN 2016-16 and 2016-36 and 2018-8 on Maintenance Aspects of Performance Management Review See Handout C+D
- ☐ Train staff on work order types and how to input them into your work order system/If you use web-based software, reach out to your vendor for training/training materials/changes to the software See Handout K + Software Handouts (M, N, or O) If Applicable
- ☐ Look to other LHAs with strong work order systems/processes and procedures around work orders and ask for their assistance

**Additional Notes:**

**Criteria N: 24 Emergency Response System, Distributed Emergency Definition to Residents, Staff, and Answering Service (if applicable) - *No Findings***

- ☐ Create an Emergency System that Is Available 24 Hours a Day (if plan to procure, contact DHCD Compliance Specialist (#617-573-1100 or dhcd-publichousingprocurement@massmail.state.ma.us))
- ☐ Refer to Property Maintenance Guide (Pages I-5 to I-10) on Emergencies and System Setup See Handout B
- ☐ LHA should create a list of emergency items and distribute to all staff, tenants and answering service if have one. Produce emergency work orders for any work that is on your emergency list and initiate work within 24 to 48 hours. See Handout J

**Additional Notes:**