

Overview and Certification

Mansfield Housing Authority Annual Plan for Fiscal Year 2024 For State-Aided Public Housing

The Annual Plan is a document compiled by housing authority staff in advance of each new fiscal year. The plan serves as both a tool for the Local Housing Authority (LHA) to reflect upon the prior fiscal year, and as an opportunity to develop a clear and transparent plan that builds on successes, identifies needs, and corrects any issues that have arisen in prior years. Additionally, the Annual Plan is an important tool for tenants, who may use the document to better understand the operations and needs of their housing authority, advocate for changes to policies and procedures, access data about the housing authority, and participate in their housing authority's governance.

In addition to the physical document, the Annual Plan is also a process of public engagement. Throughout the Annual Plan process, the LHA executive director or their designee will be expected to review the Plan with any Local Tenant Organizations (LTO's) and Resident Advisory Board (RAB) before the LHA presents the plan to the LHA Board of Commissioners; make a draft available for review to all residents and the general public; post on the website and make a copy available to each LTO at least 30 business days before the public hearing; hold a hearing on the document; and collect, integrate, and report back on substantive comments. Additionally, the Board will read, offer recommendations, and approve the Annual Plan in advance of its submission to DHCD.

The law that mandates the Annual Plan is [An Act Relative to Local Housing Authorities, Massachusetts General Laws, Chapter 121B Section 28A](#). The regulation that expands upon Section 28A is [760 CMR 4.16](#). The regulations that address Local Tenant Organization (LTO) and resident participation in the Annual Plan are [760 CMR 6.09 \(3\)\(h\)](#) and [760 CMR 6.09\(4\)\(a\)\(4\)](#).

The Mansfield Housing Authority's Annual Plan for their 2024 fiscal year includes the following components:

1. Overview and Certification
2. Capital Improvement Plan (CIP)
3. Maintenance and Repair Plan
4. Operating Budget
5. Narrative responses to Performance Management Review (PMR) findings
6. Policies
7. Waivers
8. Glossary
9. Other Elements
 - a. LTO Letter
 - b. LHA Response Letter
 - c. Cover sheet for tenant satisfaction surveys
 - d. Tenant Satisfaction Survey 667 Program
 - e. Tenant Satisfaction Survey 667 Program

State-Aided Public Housing Developments

The following table identifies the state-aided public housing units with developments of more than 8 units listed separately. Units in developments of 8 or fewer units are aggregated as noted. Units that the LHA provides to assist clients of the Department of Mental Health (DMH), the Department of Developmental Services (DDS), or other agencies are also aggregated separately.

Dev No	Type	Development Name	Num Bldgs	Year Built	Dwelling Units
667-02	Elderly	BICENTENNIAL COURT 667-02	6	1976	60
667-01	Elderly	CEDAR COURT 667-01	6	1958	30
200-01	Family	EDDY STREET 200-01	10	1953	10
667-03	Elderly	PARK COURT 667-03	1	1985	42
	Family	Family units in smaller developments	9		13
	Other	Special Occupancy units	1		8
Total			33		163

Massachusetts Rental Voucher Program (MRVP)

The Massachusetts Rental Voucher Program (MRVP) is a state-funded program that provides rental subsidies to low-income families and individuals. In most cases, a “mobile” voucher is issued to the household, which is valid for any market-rate housing unit that meets the standards of the state sanitary code and program rent limitations. In some cases, vouchers are “project-based” into a specific housing development; such vouchers remain at the development if the tenant decides to move out.

Mansfield Housing Authority manages 23 MRVP vouchers.

Federally Assisted Developments

Mansfield Housing Authority also manages Federally-assisted public housing developments and/or federal rental subsidy vouchers serving 110 households.

LHA Central Office

Mansfield Housing Authority

22 Bicentennial Court, Mansfield, MA, 02048-1588

Andrea McDougall, Executive Director

Phone: 508-339-6890

Email: housingauthority@mansfieldhousing.com

LHA Board of Commissioners

	<u>Role</u>	<u>Category</u>	<u>From</u>	<u>To</u>
Kevin Doyle	Chair		05/04/2018	05/04/2023
Mary Kate Flynn	Treasurer		05/04/2021	05/04/2026
Olivier Kozlowski	Vice-Chair	State Appointee	10/18/2016	10/18/2021
William Snyder	Member		07/01/2020	07/01/2024
Kenneth Tucker		Tenant	05/10/2022	05/09/2027

Local Tenant Organizations

	<u>Date of Recognition by LHA</u>	<u>Date LHA Reviewed Draft AP with LTO</u>
Mansfield Housing Authority LTO	11/10/2021	06/01/2023

Plan History

The following required actions have taken place on the dates indicated.

REQUIREMENT		DATE COMPLETED
A.	Advertise the public hearing on the LHA website.	04/18/2023
B.	Advertise the public hearing in public postings.	04/18/2023
C.	Notify all LTO's and RAB, if there is one, of the hearing and provide access to the Proposed Annual Plan.	04/18/2023
D.	Post draft AP for tenant and public viewing.	04/18/2023
E.	Hold quarterly meeting with LTO or RAB to review the draft AP. (Must occur before the LHA Board reviews the Annual Plan.)	06/01/2023
F.	Annual Plan Hearing. Hosted by the LHA Board, with a quorum of members present. (For Boston, the Administrator will host the hearing.)	06/07/2023
G.	Executive Director presents the Annual Plan to the Board.	06/07/2023
H.	Board votes to approve the AP. (For Boston Housing Authority, the Administrator approves and submits the AP.)	06/07/2023

Certification

CERTIFICATION OF LHA USER AUTHORIZATION FOR DHCD CAPITAL SOFTWARE AND HOUSING APPLICATIONS

I, Andrea McDougall, Executive Director of the Mansfield Housing Authority, certify on behalf of the Housing Authority that I have conducted an annual review of all Mansfield Housing Authority users of DHCD Capital Software applications and Housing Applications and that all current LHA users are authorized to use the systems and have the appropriate level of user access based on their job responsibility. I approve all system access and access levels for all Mansfield Housing Authority users.

This certification applies to the following applications:

- Capital Planning System (CPS)
- Consolidated Information Management System (CIMS)
- Cap Hub
- DHCD Housing Management Systems

CERTIFICATION FOR SUBMISSION OF THE ANNUAL PLAN

I, Andrea McDougall, Executive Director of the Mansfield Housing Authority, certify on behalf of the Housing Authority that: a) the above actions all took place on the dates listed above; b) all facts and information contained in this Annual Plan are true, correct and complete to the best of my knowledge and belief and c) that the Annual Plan was prepared in accordance with and meets the requirements of the regulations at 760 CMR 4.16 and 6.09.

The Board and Executive Director further certify that LHA operations and all LHA Board-adopted policies are in accordance with M.G.L. c. 121B and all Massachusetts state-aided public housing regulations, including, but not limited to 760 CMR 4.00; 5.00; 6.00; 8.00; and 11.00, as well as adhere to Department-promulgated guidance.

Date of certification: 06/16/2023

The Department of Housing and Community Development (DHCD) completed its review of this Annual Plan (AP) on July 19, 2023. Review comments have been inserted into the plan.

Capital Improvement Plan (CIP)**Capital Improvement Plan****DHCD Description of CIPs:**

The Capital Improvement Plan (CIP) is a five year plan which identifies capital projects, provides a planning scope, schedule and budget for each capital project and identifies options for financing and implementing the plan. The CIP identifies anticipated spending for each Department of Housing and Community Development (DHCD) fiscal year (July 1 to June 30) based on the project schedules.

Local Housing Authorities (LHAs) receive yearly awards from DHCD (Formula Funding Awards) which they target to their most urgent capital needs in their CIP. They may also receive special awards from DHCD for specific projects which meet specific criteria. Special awards may be given for certain emergency, regulation compliance, energy and water conservation, and other projects. The first three years of the CIP are based on actual awards made to the LHA, while years four and five are based on estimated planning amounts, not actual awards.

LHAs may sometimes secure other sources of funding and assistance that you will note in their CIP, such as: Community Preservation Act (CPA) funding, Community Development Block Grant (CDBG) funding, Local Affordable Housing Trust Funds (AHTF), HOME grants, income from leasing a cell tower on their property, savings from net meter credit contracts with solar developers, utility rebates and contracted work from utility providers, and Sheriff's Department work crews. However, not all of these funding sources are available every year, or in all communities.

The CIP includes the following parts:

- A table of available funding sources and amounts
- A list of planned capital projects showing spending per fiscal year
- A table showing special awards and other funding for targeted projects, if any, which supplements Formula Funding awarded to the LHA
- A 'narrative' with a variety of additional information.

Capital Improvement Plan (CIP)**Aggregate Funding Available for Projects in the First Three Years of the CIP:**

Category of Funds	Allocation	Planned Spending	Description
Balance of Formula Funding (FF)	\$1,074,479.43		Total of all FF awards minus prior FF spending
LHA Emergency Reserve	\$107,447.94		Amount to reserve for emergencies
Net FF Funds (First 3 Years of the CIP)	\$967,031.49	\$1,355,514.66	Funds to plan & amount actually planned in the first 3 years of the CIP
ADA Set-aside	\$12,682.13	\$12,500.10	Accessibility projects
DMH Set-aside	\$0.00	\$0.00	Dept. of Mental Health facility
DDS Set-aside	\$12,999.81	\$12,461.00	Dept. of Developmental Services facility
Unrestricted Formula Funding (FF)	\$941,349.55	\$1,330,553.56	Funds awarded by DHCD to be used on projects selected by the LHA and approved by DHCD.
Special DHCD Funding	\$38,614.87	\$38,614.87	Targeted awards from DHCD
Community Development Block Grant (CDBG) Funds	\$0.00	\$0.00	Federal funds awarded by a city or town for specific projects.
Community Preservation Act (CPA) Funds	\$0.00	\$0.00	Community Preservation Act funds awarded by a city or town for specific projects.
Operating Reserve(OR) Funds	\$0.00	\$0.00	Funds from the LHA's operating budget.
Other Funds	\$2,064,606.27	\$2,064,606.27	Funds other than those in the above categories. See explanation below.
Total funds and planned spending	\$3,070,252.63	\$3,458,735.80	Total of all anticipated funding available for planned projects and the total of planned spending.

Capital Improvement Plan (CIP)**CIP Definitions:**

ADA Set-aside is funding allocated within the Formula Funding (FF) for use on projects that improve accessibility for people with disabilities. 10% of FF awards are designated for this purpose.

Available State Bond Funding is the amount of State Bond Funding available to the LHA for the first three years of the CIP. It is calculated by totaling all of FF and Special Awards granted to the LHA through the end of the third year of the plan and subtracting the amount of these funds spent prior to July 1 of the first year of the plan.

Amount spent prior to the plan is the total amount of Formula Funding (FF) and Special Awards spent prior to July 1 of the first year of the plan.

Capital project is a project that adds significant value to an asset or replaces building systems or components. Project cost must be greater than \$1000.

CDBG stands for Community Development Block Grant, a potential source of project funds.

CPA stands for Community Preservation Act, a potential source of project funds.

CapHub Project Number is the number given to projects entered into DHCD's project management system known as CapHub.

DMH Set-aside is funding allocated within the Formula Funding (FF) for use on facilities leased to the Department of Mental Health (DMH) program vendors, if any exist at this LHA.

DDS Set-aside is funding allocated within the Formula Funding (FF) for use on facilities leased to the Department of Developmental Services (DDS) program vendors, if any exist at this LHA.

Formula Funding (FF) is an allocation of state bond funds to each LHA according to the condition (needs) of its portfolio in comparison to the entire state-aided public housing portfolio.

Operating Reserve is an account, funded from the LHA operating budget, primarily used for unexpected operating costs, including certain extraordinary maintenance or capital projects.

Other Funds could include other funding by the city or town or from other sources.

Special Awards are DHCD awards targeted to specific projects. Award programs include funds for emergencies beyond what an LHA can fund, for complying with regulatory requirements, for projects that will save water or energy use, and various other programs the department may run from time to time.

Total Cost is the sum of investigation, design, administration, permitting, and construction costs for a project

Unrestricted Formula Funding (FF) is money awarded to the LHA by DHCD under the Formula Funding program other than amounts set aside (restricted) for accessibility improvements or for facilities operated by DMH or DDS.

Capital Improvement Plan (CIP)**Regional Capital Assistance Team**

Mansfield Housing Authority participates in the Regional Capital Assistance Team (RCAT) program and project implementation responsibilities are as follows:

- o For projects with construction cost under \$10,000, the LHA has the sole responsibility to initiate, implement and manage the project. RCAT offers technical assistance upon request.
- o For projects with construction cost between \$10,000 and \$100,000 the RCAT will have lead responsibility to initiate, implement and manage the project with both DHCD and LHA involvement and oversight throughout the process. For projects in this range, the LHA will work with the RCAT Project Manager who will contact the LHA to initiate projects.
- o For projects with construction cost over \$100,000, or projects below that threshold that are complex or have a subsequent phase that exceeds \$100,000 construction cost, DHCD will take the lead and draft a WO or RFS to hire a designer to prepare plans and specs. RCAT will not be involved in the implementation of projects in this range and the LHA will continue to work directly with the DHCD Project Manager and DHCD design staff.

Capital Improvement Plan (CIP)

Formula Funding and Special DHCD Award Planned Spending - Other funding not included

Cap Hub Project Number	Project Name	Development(s)	Total Cost	Amount Spent Prior to Plan	Remaining Planned for 2023	fy2024 Planned	fy2025	fy2026	fy2027	fy2028
167089	H&S FY20: Replace 2 entrance stair cases and 10 sets of handrails & H&S FY20: Vented bathroom fans		\$48,990	\$41,110	\$300	\$0	\$0	\$0	\$0	\$0
167092	Community Center Roofing Replacement	BICENTENNIAL COURT 667-02	\$67,048	\$57,523	\$0	\$0	\$0	\$0	\$0	\$0
167093	ARPA FF: Parking Lot and Roadway Repavement	BICENTENNIAL COURT 667-02	\$588,889	\$15,679	\$0	\$262,598	\$0	\$0	\$0	\$0
167095	Window Replacement	HAWTHORN COURT 705-02	\$159,947	\$135,568	\$0	\$0	\$0	\$0	\$0	\$0
167097	Shut-off Valve Replacement	CEDAR COURT 667-01, BICENTENNIAL COURT 667-02 & PARK COURT 667-03,	\$87,486	\$0	\$5,750	\$0	\$0	\$0	\$0	\$0
167098	Lockset Replacement	PARK COURT 667-03	\$72,466	\$0	\$0	\$72,466	\$0	\$0	\$0	\$0
167102	Siding Replacement - Emergency Project	PARK COURT 667-03	\$1,802,891	\$3,594	\$0	\$0	\$0	\$0	\$0	\$0
167103	Tub to Shower Conversions-Reasonable Accommodation	PARK COURT 667-03	\$11,271	\$0	\$0	\$4,410	\$0	\$0	\$0	\$0

Capital Improvement Plan (CIP)

Formula Funding and Special DHCD Award Planned Spending - Other funding not included

Cap Hub Project Number	Project Name	Development(s)	Total Cost	Amount Spent Prior to Plan	Remaining Planned for 2023	fy2024 Planned	fy2025	fy2026	fy2027	fy2028
167104	EMG Water Heater Replacement (667-2)	BICENTENNIAL COURT 667-02	\$9,900	\$0	\$0	\$0	\$0	\$0	\$0	\$0
167105	EMG. Fire Sprinkler Repairs	SOUTH MAIN ST. 689-01	\$13,294	\$0	\$0	\$0	\$0	\$0	\$0	\$0
•	Accessibility Ramps-Reasonable Accommodation	CEDAR COURT 667-01	\$5,040	\$0	\$5,040	\$0	\$0	\$0	\$0	\$0
•	Rear Exterior Door Replacement 667-1	CEDAR COURT 667-01	\$140,663	\$0	\$0	\$140,663	\$0	\$0	\$0	\$0
•	CO Detector Replacement 667-1	CEDAR COURT 667-01	\$7,935	\$0	\$0	\$0	\$7,935	\$0	\$0	\$0
•	Vacant Unit Turnover	BICENTENNIAL COURT 667-02	\$9,777	\$0	\$0	\$9,777	\$0	\$0	\$0	\$0
•	Selective Tree Trimming and Tree Removal	BICENTENNIAL COURT 667-02	\$9,741	\$0	\$0	\$9,741	\$0	\$0	\$0	\$0
•	Heat Detector Replacement 667-2	BICENTENNIAL COURT 667-02	\$162,594	\$0	\$0	\$0	\$162,594	\$0	\$0	\$0
•	Common Entrance Flooring Replacement 667-2	BICENTENNIAL COURT 667-02	\$75,701	\$0	\$0	\$0	\$0	\$0	\$0	\$75,701

Capital Improvement Plan (CIP)

Formula Funding and Special DHCD Award Planned Spending - Other funding not included

Cap Hub Project Number	Project Name	Development(s)	Total Cost	Amount Spent Prior to Plan	Remaining Planned for 2023	fy2024 Planned	fy2025	fy2026	fy2027	fy2028
•	Bathroom Sink Replacement 667-2	BICENTENNIAL COURT 667-02	\$81,595	\$0	\$0	\$6,503	\$75,093	\$0	\$0	\$0
•	Kitchen Electrical Improvements 667-2	BICENTENNIAL COURT 667-02	\$38,546	\$0	\$0	\$0	\$0	\$0	\$38,546	\$0
•	Parking Lot and Roadway Repavement(Phase 2)	BICENTENNIAL COURT 667-02	\$470,513	\$0	\$0	\$39,391	\$431,123	\$0	\$0	\$0
•	Storm Door Replacement 667-3	PARK COURT 667-03	\$64,852	\$0	\$0	\$0	\$0	\$0	\$0	\$64,852
•	Water Heater Replacement	SOUTH MAIN ST. 689-01	\$12,461	\$0	\$0	\$12,461	\$0	\$0	\$0	\$0
•	Kitchen Renovation	SOUTH MAIN ST. 689-01	\$86,720	\$0	\$0	\$0	\$0	\$0	\$11,186	\$75,535
•	Kitchen Cabinet and Countertop Replacement	HAWTHORN COURT 705-02	\$89,987	\$0	\$0	\$14,013	\$75,975	\$0	\$0	\$0
•	Bathroom Renovation 705-1A	BROOK STREET 705-1A	\$56,681	\$0	\$0	\$0	\$0	\$0	\$56,681	\$0
•	Oil to ASHP Conversion	WEST STREET 705-1B	\$125,308	\$0	\$0	\$125,308	\$0	\$0	\$0	\$0
•	Bathroom Upgrade 705-1B	WEST STREET 705-1B	\$35,186	\$0	\$0	\$6,960	\$28,227	\$0	\$0	\$0
•	Bathroom Upgrade 705-1C	DEAN STREET 705-1C	\$40,155	\$0	\$0	\$0	\$0	\$0	\$40,155	\$0
•	Siding Replacement	Pineneedle Lane 705-1D	\$59,460	\$0	\$0	\$0	\$0	\$0	\$59,460	\$0

Capital Improvement Plan (CIP)

Formula Funding and Special DHCD Award Planned Spending - Other funding not included

Cap Hub Project Number	Project Name	Development(s)	Total Cost	Amount Spent Prior to Plan	Remaining Planned for 2023	fy2024 Planned	fy2025	fy2026	fy2027	fy2028
•	Bathroom Upgrade 705-1D	Pineneedle Lane 705-1D	\$48,102	\$0	\$0	\$0	\$0	\$0	\$0	\$48,102

FUNDS IN ADDITION TO ANNUAL FORMULA FUNDING AWARD

Cap Hub Project Number	Project Name	DHCD Special Award Comment	Special DHCD Awards				Other Funding			
			Emergency Reserve	Compliance Reserve	Sustain-ability	Special Awards	CDBG	CPA	Operating Reserve	Other Funds
167089	H&S FY20: Replace 2 entrance stair cases and 10 sets of handrails & H&S FY20: Vented bathroom fans	H&S FY20: Replace 2 entrance stair cases and 10 sets of handrails	\$0	\$0	\$0	\$41,895	\$0	\$0	\$0	\$0
167093	ARPA FF: Parking Lot and Roadway Repavement	ARPA Formula Funding	\$0	\$0	\$0	\$0	\$0	\$0	\$0	\$281,562
167102	Siding Replacement - Emergency Project		\$0	\$0	\$0	\$0	\$0	\$0	\$0	\$1,783,091
167103	Tub to Shower Conversions-Reasonable Accommodation	tub to shower conversion reasonable accommodation	\$0	\$11,271	\$0	\$0	\$0	\$0	\$0	\$0

Capital Improvement Plan (CIP) Narrative

Including Requests to DHCD & Supporting Statements

1. Request for increased spending flexibility.

DHCD designates a spending target (cap share) and an allowable spending range for each year of the CIP. A Housing Authority may request to shift the cap shares of the first three years in order to increase scheduling flexibility. A CIP utilizing this flexibility is called an Alternate CIP. The total spending over three years and over five years must continue to meet the limits set by DHCD. DHCD will approve an Alternate CIP only with acceptable justification and only if funding is available.

Mansfield Housing Authority has submitted an Alternate CIP with the following justification:

- Projected spending on projects currently in bidding or construction exceeds Cap Share in one or more years of the CIP.

FISH project 167098 Lockset Replacement and the scheduled partial spending in 2026 is the only thing keeping us from working within a primary plan. This project has not begun, and timing could be modified by the DHCD PM. All other individual years meet the current spending guidelines.

2. Request for additional funding.

A Housing Authority may request additional funding from DHCD for projects that qualify as emergencies, required legal compliance upgrades, or sustainability improvements.

Mansfield Housing Authority has requested \$125,308.00 in DHCD Sustainability funding for project #167-705-1B-0-22-593, Oil to ASHP Conversion. Reason: Conversion of an oil-fired furnace to ASHP's in a 3-bedroom detached home.

3. Overall goals of the Housing Authority's CIP

The overall goal in development of the Mansfield Housing Authority FY24 CIP is to provide decent, safe, and sanitary housing for its residents. While this Authority has many needs moving forward, the MHA priority is to focus on interior dwelling improvements while also not neglecting the envelope needs. A wide range of projects have been added to meet the currently most pressing assessed needs.

4. Changes from the Housing Authority's previous CIP

Every new CIP differs from the previous CIP because projects have been completed and a new year has been added with new projects. These changes and other significant changes to the content of the CIP are highlighted below:

The new CIP has added projects to address expired fire safety devices along with completing the door installation at 667-1. Kitchens and bathrooms within their 705's and bath sinks at 667-2 will also be addressed. Another new concern addressed within this CIP is the need for refrigerators at 667-2 to be on their own independent 20A circuits to help avoid circuit overload.

5. Requirements of previous CIP approval

There were no special conditions attached to the approval of our previous CIP.

6. Quarterly capital reports

Our most recent quarterly capital report (form 80 and 90) was submitted on 01/20/2023.

7. Capital Planning System (CPS) updates

Our CPS facility data has been updated with current condition information, including changes resulting from projects completed in the past year, as of 04/03/2023.

8. Project priorities

All the projects in our CIP are high priority (Priority 1 and 2 projects).

9. High priority deficiencies

We have not been able to include all of our high priority (CPS priority 1 and 2) projects in our CIP:

High priority projects not added to this CIP will be addressed as funding becomes available.

10. Accessibility

We are not aware of any accessibility deficiencies in our portfolio.

11. Special needs development

Mansfield Housing Authority has one or more special needs (167 or 689 programs) development. We have completed the service provider input process according to the required procedures detailed in the lease agreement and held an annual meeting with the service provider staff at all special needs developments as of 04/19/2023.

12. Energy and water consumption

Our 12 most recent monthly energy reports are for months 1/2022 to 12/2022.

The following table lists the DHCD thresholds for Per Unit Monthly (PUM) expense for electricity, natural gas, oil, and water use and the developments at the Housing Authority that have expenses in excess of the thresholds, if any.

	Electric PUM > Threshold	Gas PUM > Threshold	Oil PUM > Threshold	Water PUM > Threshold
Threshold PUM:	\$100	\$80	\$50	\$60
	667-02			705-02
				705-1B
				705-1C
				705-1A
				667-03
				667-01
				200-01

Within our various kitchen and bathroom renovation projects, we plan on replacing all plumbing fixtures and utilize water saving devices like high efficiency shower heads and faucets.

We are addressing an electrical issue in the later years of plan at 667-2 to provide separate circuits for each refrigerator to keep circuits from being overloaded at times.

13. Energy or water saving initiatives

Mansfield Housing Authority is currently pursuing energy or water-saving audits or grants as not ASHP's are being installed at one of our 705 units eliminating need for oil use.

14. Vacancy rate

Our unadjusted vacancy rate reported to DHCD is as follows. (The unadjusted vacancy rate captured in these figures is the percentage of ALL housing units that are vacant, including both offline units being used for other purposes and units with DHCD vacancy waivers.)

1% c. 667 (DHCD Goal 2%)

10% c. 200 (DHCD Goal 2%)

0% c. 705 (DHCD Goal 2%)

Mansfield Housing Authority will address the excess vacancies in the following manner:
Vacancy turnover projects being used to address additional rehab work.

CIP Approval For Mansfield Housing Authority for FY 2024

Formula Funding Capital Improvement Plan (CIP), WorkPlan 5001

7/19/2023

Congratulations! The CIP-2024 submitted by Mansfield Housing Authority is approved, subject to the following conditions:

- Converting the oil system to heat pumps is an excellent idea. When trimming/removing trees, consider replanting shade trees in appropriate places and of appropriate species. When updating bathrooms, please install water efficient fixtures. Design all projects to more resilient standards as needed. Consider not installing a new gas-fired hot water heater, but installing an electric one instead.
- Your LHA participates in the Regional Capital Assistance Team (RCAT) program and project implementation responsibilities are as follows:
 - o For projects with construction cost under \$10,000, the LHA has the sole responsibility to initiate, implement and manage the project. RCAT will offer technical assistance upon your request. DHCD recently revised the Small Project Guide to address statutory and policy changes. It is available on the web at <http://www.mass.gov/hed/docs/dhcd/ph/small-projects/dhcdsmallprojectsguide.pdf>. The Guide contains step-by-step instructions to help you make sure that your projects are done efficiently, cost-effectively and according to applicable statutes, rules and regulations. Please be sure to complete projects in accordance with the requirements and procedures described in the Guide.
 - o For projects with construction cost between \$10,000 and \$100,000 the RCAT will have lead responsibility to initiate, implement and manage the project with LHA involvement and oversight throughout the process. If you have projects in this range, you will be working with your RCAT Project Manager who will contact you to initiate your project(s). Please note that DHCD has increased the threshold for independent implementation to \$100,000 construction cost in response to the passage of Chapter 218. Projects with an estimated Construction cost greater than \$25,000 still require soliciting the professional services of an architect or engineer. (See DHCD Small Project guide "When to Hire a Designer" (<http://www.mass.gov/hed/docs/dhcd/ph/small-projects/dhcdsmallprojectsguide.pdf>)). The RCAT may be able to provide "In House" specifications with an estimated construction cost greater than \$25,000, but requires the approval of DHCD before proceeding.
 - o For projects with construction cost over \$100,000, or projects below that threshold that are complex or have a subsequent phase that exceeds \$100,000 construction cost, DHCD will take the lead and draft a WO or RFS to hire a designer to prepare plans and specs. At this point, RCAT will not be involved in the implementation of projects in this range and you will continue to work directly with your DHCD Project Manager and DHCD design staff.

Mansfield Housing Authority is authorized to proceed on the following projects, which are to be managed with the LHA or RCAT as the Primary PM**:

CPS Number	FISH #	Project Name	TDC Amount	Primary PM	Project Year
167-667-01-0-22-2073	167106	Accessibility Ramps-Reasonable Accommodation	\$5,040.00	LHA	2024
167-705-1B-0-22-599	167109	Bathroom Upgrade 705-1B	\$35,186.00	RCAT	2024

Construction cost for FY 2024 projects is to be incurred by June 30, 2024. Construction cost for FY 2025 projects is to be incurred between July 1, 2024 and June 30, 2025. Pre-construction costs may be incurred in FY 2024.

Projects for which the Primary PM is DHCD or RCAT - Large**

CPS Number	FISH #	Project Name	TDC Amount *	Other Funding	DHCD Staff Arch/ Eng	WO/RFS Date
167-705-02-001-07-679 2	167107	Kitchen Cabinet and Countertop Replacement	\$89,987.00	\$0.00	DCANN	10/05/2023
167-705-1B-0-22-593	167108	Oil to ASHP Conversion	\$125,308.00	\$0.00	Mdumit	08/20/2023

Going forward, if you need to add a project that is not in your approved CIP you will need to submit a revision through CIMS. Instructions for revising your CIP can be found on the CIMS Forms menu.

Details of the Approved CIP can be found at the link to 'Approved & Active CIP Reports' on the CIMS forms page in the CIP Reports section. Projects may utilize funding from multiple sources. The 'Original Approved' report details the proposed funding as submitted by the LHA. Please feel free to call DHCD Project Manager Linda Katsudas at (617) 573-1240 with any questions.

* Where the TDC is followed by an asterisk the project has been indicated as 'Complex' by DHCD.

**Primary PM' is used to identify the agency responsible for updating a project's budget and schedule.

This document was created on 7/19/2023 by Linda Katsudas, Project Manager

Maintenance and Repair Plan

Maintenance Objective

The goal of good property maintenance at a public housing authority is to serve the residents by assuring that the homes in which they live are decent, safe, and sanitary.

About This Maintenance and Repair Plan

This Maintenance & Repair Plan consists of several subsections describing maintenance systems followed by charts showing typical preventive maintenance, routine maintenance, and unit inspection tasks and schedules. These subsections are:

- a. **Classification and Prioritization of Maintenance Tasks** - Defines and prioritizes types of work to be accomplished by maintenance staff and vendors. Explains how the housing authority is expected to respond to work orders (tasks or requests) based on the work order classification.
- b. **Emergency Response System** - Defines what constitutes an emergency and how to notify staff of an emergency.
- c. **Normal Maintenance Response System** - How to contact the maintenance staff for a non-emergency request.
- d. **Work Order Management** - Description of the housing authority's system for managing work orders (tasks and requests).
- e. **Maintenance Plan Narrative & Policy Statement** - Self-assessment, basic information, and goals for the coming year, along with a description of the housing authority's maintenance program.
- f. **Preventive Maintenance Schedule** - A listing and schedule of tasks designed to keep systems and equipment operating properly, to extend the life these systems and equipment, and to avoid unexpected breakdowns.
- g. **Routine Maintenance Schedule** - A listing and schedule of ordinary maintenance tasks such as mopping, mowing, raking, and trash collection required to keep the facilities in good condition.
- h. **Unit Inspections** - Scheduling of annual unit inspections.

Classification and Prioritization of Maintenance Tasks

Maintenance items are tracked as “work orders” and are classified in the following categories. They are prioritized in the order listed. The following classifications and prioritization are required by the Department of Housing and Community Development (DHCD).

- I. **Emergencies** - Emergencies are only those conditions which are **immediately threatening** to the life or safety of our residents, staff, or structures.
 - **Goal: initiated with 24 to 48 hours.**
- II. **Vacancy Refurbishment - Work necessary to make empty units ready for new tenants.**
 - After emergencies, the refurbishment of vacancies for immediate re-occupancy has the highest priority for staff assignments. **Everyday a unit is vacant is a day of lost rent.**
 - **Goal: vacancy work orders are completed within 30 calendar days or if not completed within that timeframe, LHA has a waiver.**
- III. **Preventive Maintenance** - Work which must be done to **preserve and extend the useful life** of various elements of your physical property and avoid emergency situations.
 - A thorough Preventive Maintenance Program and Schedule that deals with all elements of the physical property is provided later in the document.
 - The Preventive Maintenance Program is reviewed and updated annually and as new systems and facilities are installed.
- IV. **Programmed Maintenance** - Work which is important and is completed to the greatest extent possible within time and budget constraints. Programmed maintenance is grouped and scheduled to make its completion as efficient as possible. Sources of programmed maintenance include:
 - Routine Work includes those tasks that need to be done on a regular basis to keep our physical property in good shape. (Mopping, Mowing, Raking, Trash, etc.)
 - Inspections are the other source of programmed maintenance.
 - o Inspections are visual and operational examinations of parts of our property to determine their condition.
 - o All dwelling units, buildings and sites must be inspected at least annually.
 - o **Goal: Inspection-generated work orders are completed within 30 calendar days from the date of inspection, OR if cannot be completed within 30 calendar days, are added to the Deferred Maintenance Plan or the Capital Improvement Plan in the case of qualifying capital repairs (unless health/safety issue).**
- V. **Requested Maintenance** - Work which is requested by residents or others, does not fall into any category above, and should be accomplished as time and funds are available.
 - Requests from residents or others for maintenance work which does not fall into one of the other categories has the lowest priority for staff assignment.
 - **Goal: Requested work orders are completed in 14 calendar days from the date of tenant request or if not completed within that timeframe (and not a health or safety issue), the task is added and completed in a timely manner as a part of the Deferred Maintenance Plan and/or CIP.**

Emergency Request System

For emergency requests call the numbers listed here. Qualifying emergency work requests are listed below.

METHOD	CONTACT INFO.	TIMES
Call LHA at Phone Number	508-339-6890	8am-4pm
Other	508-339-6890	after hour emergencies 4pm-8am

List of Emergencies - Emergencies are those conditions which are immediately threatening to the life or safety of our residents, staff, or structures. The following is a list of typical conditions that warrant an emergency response. If there is an emergency condition whether or not enumerated on this list please notify the office or answering service at the numbers listed above. If you have any questions regarding this list or other matters that may constitute an emergency, please contact the Mansfield Housing Authority main office.

QUALIFYING EMERGENCY WORK REQUESTS
Fires of any kind (Call 911)
Gas leaks/ Gas odor (Call 911)
No electric power in unit
Electrical hazards, sparking outlets
Broken water pipes, flood
No water/ unsafe water
Sewer or toilet blockage
Roof leak
Lock outs
Door or window lock failure
No heat
No hot water
Snow or ice hazard condition
Dangerous structural defects
Inoperable smoke/CO detectors, beeping or chirping
Elevator stoppage or entrapment

Normal Maintenance Request Process

Make normal (non-emergency) maintenance requests using the following methods:

METHOD	CONTACT INFO.	TIMES
Text Phone Number		
Call Answering Service		
Call Housing Authority Office	508-339-6890	M,Tu,Th 8-4:00, Wed 8:-8:00, Fri 8-12:00
Submit Online at Website		
Email to Following Email	housingauthority@mansfiel	24/7
Other		

Work Order Management

A. DHCD review of this housing authority's operations shows that the authority uses the following system for tracking work orders:

Type of work order system:

Work order classification used:

Emergency	
Vacancy	
Preventative Maintenance	
Routine	
Inspections	
Tenant Requests	

B. We also track deferred maintenance tasks in our work order system.

C. Our work order process includes the following steps:

Step	Description	Checked steps are used by LHA
1	Maintenance Request taken/submitted per the standard procedures listed above for the Emergency Request System and the Normal Maintenance Request Process.	<input checked="" type="checkbox"/>
2	Maintenance Requests logged into the work system	<input checked="" type="checkbox"/>
3	Work Orders generated	<input checked="" type="checkbox"/>
4	Work Orders assigned	<input checked="" type="checkbox"/>
5	Work Orders tracked	<input checked="" type="checkbox"/>
6	Work Orders completed/closed out	<input checked="" type="checkbox"/>
7	Maintenance Reports or Lists generated	<input checked="" type="checkbox"/>

D. Additional comments by the LHA regarding work order management:

All categories are currently in use by our maintenance system.

Maintenance Plan Narrative

Following are Mansfield Housing Authority's answers to questions posed by DHCD.

- A. Narrative Question #1: How would you assess your Maintenance Operations based on feedback you've received from staff, tenants, DHCD's Performance Management Review (PMR) & Agreed Upon Procedures (AUP), and any other sources?

Resident survey indicated that the Maintenance Staff exceeds the average for the state. The administrative staff checks on completed work orders as part of a check and balance for work orders. Feedback remains primarily positive.

- B. Narrative Question #2: What changes have you made to maintenance operations in the past year?

None

- C. Narrative Question #3: What are your maintenance goals for this coming year?

To lower the number of work orders generated by annual inspection by keeping on top of work oirders as they are called in. .

D. Maintenance Budget Summary

The budget numbers shown below are for the consolidated budget only. They do not include values from supplemental budgets, if any.

	Total Regular Maintenance Budget	Extraordinary Maintenance Budget
Last Fiscal Year Budget	\$262,088.00	\$6,930.00
Last Fiscal Year Actual Spending	\$266,188.00	\$22,037.00
Current Fiscal Year Budget	\$268,369.00	\$4,000.00

E. Unit Turnover Summary

# Turnovers Last Fiscal Year	11
Average time from date vacated to make Unit "Maintenance Ready"	14 days
Average time from date vacated to lease up of unit	34 days

F. Anything else to say regarding the Maintenance Plan Narrative?

none

Attachments

These items have been prepared by the Mansfield Housing Authority and appear on the following pages:

Preventive Maintenance Schedule - a table of preventive maintenance items showing specific tasks, who is responsible (staff or vendor), and the month(s) they are scheduled

Deferred Maintenance Schedule - a table of maintenance items which have been deferred due to lack of resources.

January Maintenance Tasks

Preventative

1. Monitor and issue on-going ice and snow removal work orders (all sites)
2. Inspect Boiler Rooms weekly (all sites)
3. Check lights (all sites)
 - Outdoor lighting
 - Parking lot lighting
 - Emergency lighting
 - Hallway lighting
4. Vehicle Inspections. See attached Vehicle Inspection Checklist
5. Check and clean Heating and a/c filters at Pine Needle and Bicentennial

Routine

6. Monitor and issue on-going ice and snow removal work orders (all sites)
7. Inspect Boiler Rooms weekly (all sites)
8. Check lights (all sites)
 - Outdoor lighting
 - Parking lot lighting
 - Emergency lighting
 - Hallway lighting
9. Vehicle Inspections. See attached Vehicle Inspection Checklist
10. Check and clean Heating and a/c filters at Pine Needle and Bicentennial

February Maintenance Tasks

Preventative

1. Monitor and issue on-going ice and snow removal work orders (all sites)
2. Inspect Boiler Rooms weekly (all sites)
3. Check lights (all sites)
 - Outdoor lighting
 - Parking lot lighting
 - Emergency lighting
 - Hallway lighting
4. Vehicle Inspections. See attached Vehicle Inspection Checklist
5. Check and clean Heating and a/c filters at Pine Needle and Bicentennial
6. Elevator monthly service – done by contractor (Park Street only)
7. Clean dryer vents (all sites)

Routine

1. Clean elevators weekly (Park Street only)
2. Clean community centers, common areas and laundry rooms weekly (all sites)
3. Empty trash at Park Street only
4. Check dumpsters and recycling bins weekly. Clean around dumpsters as needed (all sites)

March Preventative Maintenance Tasks

Preventative

1. Monitor and issue on-going ice and snow removal work orders (all sites)
2. Second Sunday, reset light timers and clocks 1 hour ahead for daylight savings time (all sites)
3. Inspect Boiler Rooms weekly (all sites)
4. Check lights weekly: (all sites)
 - Outdoor lighting
 - Parking lot lighting
 - Emergency lighting
 - Hallway lighting
5. Vehicle Inspections. See attached Vehicle Inspection Checklist
6. Service Lawn Equipment
7. Elevator monthly service – done by contractor (Park Street only)

Routine

1. Clean elevators weekly (Park Street only)
2. Clean community centers, common areas and laundry rooms weekly (all sites)
3. Check dumpsters and recycling bins weekly. Clean around dumpsters as needed (all sites)
4. Empty trash (Park Street only)
5. Switch heating Pump (only at Park Street)
6. Check and clean Heating and a/c filters at Pine Needle and Bicentennial

April Preventative Maintenance Tasks

Preventative

1. Inspect roofs and siding (all sites)
2. Clean gutters and downspouts. Repair as needed. (all sites)
3. Inspect Boiler Rooms weekly (all sites)
4. Check lights weekly: (all sites)
 - Outdoor lighting
 - Parking lot lighting
 - Emergency lighting
 - Hallway lighting
5. Vehicle Inspections. See attached Vehicle Inspection Checklist
6. Elevator monthly service – done by contractor (Park Street only)

Routine

1. Check dumpsters and recycling bins weekly. Clean around dumpsters as needed (all sites)
2. Clean elevators weekly (Park Street only)
3. Clean community centers, common areas and laundry rooms weekly (all sites)
4. Inspect walkways, porches, decks and railings. Repair as needed. (all sites)
5. Clean parking lots, driveways, walkways and storm drains (all sites)
6. Inspect trees. Trim as needed (all sites)
7. Check flags (all sites)
8. Grass mowing (all sites)
9. Empty trash (Park Street only)
10. Switch heating Pump (only at Park Street)
11. Check and clean Heating and a/c filters at Pine Needle and Bicentennial

May Preventative Maintenance Tasks

Preventative

1. Elevator monthly service – done by contractor (Park Street only)
2. Grass mowing (all sites)
3. Trim bushes and shrubs as needed (all sites)
4. Inspect Boiler Rooms weekly (all sites)
5. Check lights weekly: (all sites)
 - Outdoor lighting
 - Parking lot lighting
 - Emergency lighting
 - Hallway lighting
6. Vehicle Inspections weekly. See attached Vehicle Inspection Checklist

Routine

1. Check flags and replace as needed. Do before Memorial Day (all sites)
2. Check dumpsters and recycling bins weekly. Clean around dumpsters as needed (all sites)
3. Put a/c units in community room (Cedar Court only)
4. Clean elevators weekly (Park Street only)
5. Clean community centers, common areas and laundry rooms weekly (State & Federal sites)
6. Clean dryer vents (all sites)
7. Empty trash (Park Street only)
8. Switch heating Pump (only at Park Street)
9. Check and clean Heating and a/c filters at Pine Needle and Bicentennial

June Preventative Maintenance Tasks

Preventative

1. Summer boiler shut down (all sites)
2. Grass mowing.
3. Inspect Boiler Rooms weekly (State & Federal sites)
4. Check lights weekly: (all sites)
 - Outdoor lighting
 - Parking lot lighting
 - Emergency lighting
 - Hallway lighting
5. Vehicle Inspections. See attached Vehicle Inspection Checklist
6. Elevator monthly service – done by contractor (Park Street only)

Routine

1. Check dumpsters and recycling bins weekly. Clean around dumpsters as needed (all sites)
2. Clean elevators weekly (Park Street only)
3. Clean community centers, common areas and laundry rooms weekly (all sites)
4. Empty trash (Park Street only)
5. Check timers for outdoor lighting (all sites)
6. Clean storm drains (all sites)
7. Switch heating Pump (only at Park Street)
8. Check and clean Heating and a/c filters at Pine Needle and Bicentennial

July Preventative Maintenance Tasks

Preventative

1. Inspect Boiler Rooms weekly (all sites)
2. Check lights weekly: (all sites)
 - Outdoor lighting
 - Parking lot lighting
 - Emergency lighting
 - Hallway lighting
3. Vehicle Inspections. See attached Vehicle Inspection Checklist
4. Elevator monthly service – done by contractor (Park Street only)

Routine

1. Check dumpsters and recycling bins weekly. Clean around dumpsters as needed (all sites)
2. Grass mowing.
3. Clean elevators weekly (Park Street only)
4. Clean community centers, common areas and laundry rooms weekly (all sites)
5. Check storm drains (all sites)
6. Empty trash (Park Street only)
7. Switch heating Pump (only at Park Street)
8. Check and clean Heating and a/c filters at Pine Needle and Bicentennial

August Preventative Maintenance Tasks

Preventative

1. Inspect Boiler Rooms weekly (all sites)
2. Boiler inspection by inspector (all sites), Boiler service by contractor.
3. Start check all heating systems (all sites)
4. Check lights weekly: (all sites)
 - Outdoor lighting
 - Parking lot lighting
 - Emergency lighting
 - Hallway lighting
5. Vehicle Inspections. See attached Vehicle Inspection Checklist
6. Elevator monthly service – (Park Street only)

Routine

1. Check dumpsters and recycling bins weekly. Clean around dumpsters as needed (all sites)
2. Grass mowing.
3. Clean elevators weekly – (Park Street only)
4. Clean dryer vents (all sites)
5. Clean community centers, common areas and laundry rooms weekly (all sites)
6. Empty trash (Park Street only)
7. Check/clean storm drains & catch basins (all sites)
8. Switch heating Pump (only at Park Street)
9. Check and clean Heating and a/c filters at Pine Needle and Bicentennial

September Preventative Maintenance Tasks

Preventative

1. Inspect Boiler Rooms weekly (all sites)
2. Turn on boilers for heating season (all sites)
3. Check lights weekly: (all sites)
 - Outdoor lighting
 - Parking lot lighting
 - Emergency lighting
 - Hallway lighting
4. Vehicle Inspections. See attached Vehicle Inspection Checklist
5. Elevator monthly service – done by contractor (Park Street only)

Routine

1. Check dumpsters and recycling bins weekly. Clean around dumpsters as needed (all sites)
2. Grass mowing.
3. Clean elevators weekly (Park Street only)
4. Clean community centers, common areas and laundry rooms weekly (all sites)
5. Empty trash (Park Street only)
6. Check/clean storm drains & catch basins (all sites)
7. Switch heating Pump (only at Park Street)
8. Check and clean Heating and a/c filters at Pine Needle and Bicentennial

October Preventative Maintenance Tasks

Preventative

1. Inspect Boiler Rooms weekly (all sites)
2. Check lights weekly: (all sites)
 - Outdoor lighting
 - Parking lot lighting
 - Emergency lighting
 - Hallway lighting
3. Vehicle Inspections. See attached Vehicle Inspection Checklist
4. Inspect walkways, porches, decks and railings. Repair as needed. (all sites)
5. Service snow blowers and sander
6. Clean and store lawn equipment

Routine

1. Elevator monthly service – done by contractor (Park Street only)
2. Check smoke detectors and carbon monoxide detectors – done by contractors annually
3. Unit Inspections
4. Check dumpsters and recycling bins weekly. Clean around dumpsters as needed (all sites)
5. Clean elevators weekly (Park Street only)
6. Grass mowing.
7. Fall clean up.
8. Remove a/c units from Cedar Court community room
9. Clean community centers, common areas and laundry rooms weekly (all sites)
10. Empty trash (Park Street only)
11. Switch heating Pump (only at Park Street)
12. Check and clean Heating and a/c filters at Pine Needle and Bicentennial

November Preventative Maintenance Tasks

Preventative

1. Inspect Boiler Rooms weekly (all sites)
2. Check lights weekly: (all sites)
 - Outdoor lighting
 - Parking lot lighting
 - Emergency lighting
 - Hallway lighting
3. Vehicle Inspections. See attached Vehicle Inspection Checklist
4. Elevator monthly service – done by contractor (Park Street only)
5. Clean dryer vents (all sites)

Routine

1. Fall clean up.
2. Reset light timers and clocks 1 hour back for daylight savings time (all sites)
3. Monitor and issue on-going snow removal work orders (all sites)
4. Check dumpsters and recycling bins weekly. Clean around dumpsters as needed (all sites)
5. Clean elevators weekly (Park Street only)
6. Clean community centers, common areas and laundry rooms weekly (all sites)
7. Check flags and replace as needed. Do before Veterans Day (all sites)
8. Check/clean storm drains & catch basins (all sites)
9. Empty trash (Park Street only)
10. Switch heating Pump (only at Park Street)
11. Check and clean Heating and a/c filters at Pine Needle and Bicentennial

December Preventative Maintenance Tasks

Preventative

1. Inspect Boiler Rooms weekly (all sites)
2. Check lights weekly: (all sites)
 - Outdoor lighting
 - Parking lot lighting
 - Emergency lighting
 - Hallway lighting
3. Vehicle Inspections. See attached Vehicle Inspection Checklist

Routine

1. Check dumpsters and recycling bins weekly. Clean around dumpsters as needed (all sites)
2. Elevator monthly service – done by contractor (Park Street only)
3. Clean elevators weekly (Park Street only)
4. Monitor and issue on-going snow removal work orders (all sites)
5. Clean community centers, common areas and laundry rooms weekly (all sites)
6. Empty trash (Park Street only)
7. Check time clocks for outdoor lighting (all sites)
8. Check/clean storm drains & catch basins (all sites)
9. Switch heating Pump (only at Park Street)
10. Check and clean Heating and a/c filters at Pine Needle and Bicentennial

Mansfield Housing Authority
Deferred Work Order Report

Filter Criteria Includes: 1) Project: All Projects, 2) Deferred Type: All Types, 3) Deferred Note: N/A, 4) Completed: From 4/18/2023

Work Order Number	Completed Date/Time	Deferred Note	Deferred Type
-------------------	---------------------	---------------	---------------

No information for selected criteria.

End of Report

Operating Budget

The tables on the following pages show the approved budget and actual income and spending per budget account (row) for the fiscal year ending 09/30/2022. It also shows the approved budget for the current year (2023) if there is one, and the percent change from last year's spending to this year's approved budget. The final column shows the current approved amount for each account divided by the number of housing units and by 12 months to show the amount per unit per month (PUM). The chart does not show a draft budget for the coming fiscal year as that will typically be developed in the final month of the fiscal year.

The budget format and accounts are mandated by the Department of Housing and Community Development (DHCD). For a better understanding of the accounts and discussion of special situations see the notes following the budget tables and the "Definitions of Accounts" at the end of this section.

The LHA maintains a consolidated budget (400-1) for all state-aided 667 (Elderly), 200 (family), and 705 (scattered site family) developments owned by the LHA. It does not maintain separate budgets for each development.

Operating Reserve

The LHA's operating reserve is the amount of funds that an LHA sets aside to sustain itself during lean years, or to remedy urgent health and safety concern or address deferred maintenance items. In addition, while DHCD approves a fixed non-utility operating budget level for every LHA (called the Allowable Non-Utility Expense Level, or ANUEL), LHAs can propose a budget that exceeds that level, with the additional cost to be funded from the Operating Reserve, as long as the reserve will still remain above the minimum threshold set by DHCD.

DHCD defines a full (100%) Operating Reserve (OR) amount to be equal to one-half of the previous year's operating expenses and requires LHAs to maintain a minimum OR of 35% of this amount to cover any unplanned but urgent needs that may arise during the year and that can't be funded by the operating budget. If the reserve is between 20% and 35% of the full level, the LHA must obtain prior written approval from DHCD to spend reserve funds, unless the expense is to resolve a health and safety issue. If the reserve is below the 20% level, the LHA can only spend OR funds on health and safety issues. In both cases, the LHA should address the health and safety issue immediately but must retroactively inform DHCD and obtain its approval.

The Mansfield Housing Authority operating reserve at the end of fiscal year 2022 was \$206,299.00, which is 42.5% of the full reserve amount defined above.

Consolidated Budget (400-1) for all state-aided 667 (Elderly), 200 (family), and 705 (scattered site family) developments owned by Mansfield Housing Authority.						
REVENUE						
Account Number	Account Class	2022 Approved Revenue Budget	2022 Actual Amounts Received	2023 Approved Revenue Budget	% Change from 2022 Actual to 2023 Budget	2023 Dollars Budgeted per Unit per Month
3110	Shelter Rent - Tenants	\$770,964.00	\$842,005.00	\$840,348.00	-0.2%	\$454.73
3111	Shelter Rent - Tenants - Fraud/Retroactive	\$0.00	\$1,642.00	\$0.00	-100%	\$0.00
3115	Shelter Rent - Federal Section 8	\$0.00	\$0.00	\$0.00	0%	\$0.00
3190	Nondwelling Rentals	\$0.00	\$0.00	\$0.00	0%	\$0.00
3400	Administrative Fee - MRVP	\$0.00	\$0.00	\$0.00	0%	\$0.00
3610	Interest on Investments - Unrestricted	\$900.00	\$391.00	\$900.00	130.2%	\$0.49
3611	Interest on Investments - Restricted	\$0.00	\$0.00	\$0.00	0%	\$0.00
3690	Other Revenue	\$12,000.00	\$11,662.00	\$12,000.00	2.9%	\$6.49
3691	Other Revenue - Retained	\$0.00	\$26,180.00	\$0.00	-100%	\$0.00
3692	Other Revenue - Operating Reserves	\$0.00	\$0.00	\$0.00	0%	\$0.00
3693	Other Revenue - Energy Net Meter	\$0.00	\$0.00	\$0.00	0%	\$0.00
3801	Operating Subsidy - DHCD (4001)	\$123,789.00	\$77,819.00	\$144,122.00	85.2%	\$77.99
3802	Operating Subsidy - MRVP Landlords	\$0.00	\$0.00	\$0.00	0%	\$0.00
3803	Restricted Grants Received	\$0.00	\$0.00	\$0.00	0%	\$0.00
3920	Gain/Loss From Sale/Disp. of Prop.	\$0.00	\$0.00	\$0.00	0%	\$0.00
3000	TOTAL REVENUE	\$907,653.00	\$959,699.00	\$997,370.00	3.9%	\$539.70

Consolidated Budget (400-1) for all state-aided 667 (Elderly), 200 (family), and 705 (scattered site family) developments owned by Mansfield Housing Authority.						
EXPENSES						
Account Number	Account Class	2022 Approved Expense Budget	2022 Actual Amounts Spent	2023 Approved Expense Budget	% Change from 2022 Actual to 2023 Budget.	2023 Dollars Budgeted per Unit per Month
4110	Administrative Salaries	\$180,631.00	\$173,122.00	\$210,213.00	21.4%	\$113.75
4120	Compensated Absences	\$0.00	\$5,215.00	\$0.00	-100%	\$0.00
4130	Legal	\$5,000.00	\$1,510.00	\$5,000.00	231.1%	\$2.71
4140	Members Compensation	\$1,600.00	\$1,781.00	\$1,600.00	-10.2%	\$0.87
4150	Travel & Related Expenses	\$1,115.00	\$0.00	\$1,115.00	100%	\$0.60
4170	Accounting Services	\$9,840.00	\$9,990.00	\$10,200.00	2.1%	\$5.52
4171	Audit Costs	\$3,780.00	\$3,780.00	\$4,500.00	19%	\$2.44
4180	Penalties & Interest	\$0.00	\$0.00	\$0.00	0%	\$0.00
4190	Administrative Other	\$33,741.00	\$37,283.00	\$36,041.00	-3.3%	\$19.50
4191	Tenant Organization	\$796.00	\$786.00	\$796.00	1.3%	\$0.43
4100	TOTAL ADMINISTRATION	\$236,503.00	\$233,467.00	\$269,465.00	15.4%	\$145.81
4310	Water	\$98,800.00	\$122,304.00	\$113,000.00	-7.6%	\$61.15
4320	Electricity	\$79,200.00	\$88,400.00	\$87,600.00	-0.9%	\$47.40
4330	Gas	\$23,200.00	\$20,890.00	\$20,400.00	-2.3%	\$11.04
4340	Fuel	\$0.00	\$0.00	\$0.00	0%	\$0.00
4360	Net Meter Utility Debit/Energy Conservation	\$0.00	\$0.00	\$0.00	0%	\$0.00
4390	Other	\$0.00	\$760.00	\$0.00	-100%	\$0.00
4391	Solar Operator Costs	\$0.00	\$0.00	\$0.00	0%	\$0.00
4392	Net Meter Utility Credit (Negative Amount)	\$0.00	\$0.00	\$0.00	0%	\$0.00
4300	TOTAL UTILITIES	\$201,200.00	\$232,354.00	\$221,000.00	-4.9%	\$119.59

Consolidated Budget (400-1) for all state-aided 667 (Elderly), 200 (family), and 705 (scattered site family) developments owned by Mansfield Housing Authority.						
EXPENSES						
Account Number	Account Class	2022 Approved Expense Budget	2022 Actual Amounts Spent	2023 Approved Expense Budget	% Change from 2022 Actual to 2023 Budget	2023 Dollars Budgeted per Unit per Month
4410	Maintenance Labor	\$203,260.00	\$206,676.00	\$208,248.00	0.8%	\$112.69
4420	Materials & Supplies	\$20,000.00	\$23,987.00	\$24,121.00	0.6%	\$13.05
4430	Contract Costs	\$38,828.00	\$35,525.00	\$36,000.00	1.3%	\$19.48
4400	TOTAL MAINTENANCE	\$262,088.00	\$266,188.00	\$268,369.00	0.8%	\$145.22
4510	Insurance	\$47,874.00	\$49,256.00	\$54,109.00	9.9%	\$29.28
4520	Payment in Lieu of Taxes	\$4,584.00	\$4,556.00	\$4,584.00	0.6%	\$2.48
4540	Employee Benefits	\$155,404.00	\$157,071.00	\$159,843.00	1.8%	\$86.50
4541	Employee Benefits - GASB 45	\$0.00	\$206,292.00	\$0.00	-100%	\$0.00
4542	Pension Expense - GASB 68	\$0.00	\$0.00	\$0.00	0%	\$0.00
4570	Collection Loss	\$0.00	\$1,376.00	\$0.00	-100%	\$0.00
4571	Collection Loss - Fraud/Retroactive	\$0.00	\$1,642.00	\$0.00	-100%	\$0.00
4580	Interest Expense	\$0.00	\$0.00	\$0.00	0%	\$0.00
4590	Other General Expense	\$0.00	\$0.00	\$0.00	0%	\$0.00
4500	TOTAL GENERAL EXPENSES	\$207,862.00	\$420,193.00	\$218,536.00	-48%	\$118.26
4610	Extraordinary Maintenance	\$6,930.00	\$22,037.00	\$4,000.00	-81.8%	\$2.16
4611	Equipment Purchases - Non Capitalized	\$0.00	\$1,967.00	\$4,500.00	128.8%	\$2.44
4612	Restricted Reserve Expenditures	\$0.00	\$0.00	\$0.00	0%	\$0.00
4715	Housing Assistance Payments	\$0.00	\$0.00	\$0.00	0%	\$0.00
4801	Depreciation Expense	\$0.00	\$212,447.00	\$0.00	-100%	\$0.00
4600	TOTAL OTHER EXPENSES	\$6,930.00	\$236,451.00	\$8,500.00	-96.4%	\$4.60
4000	TOTAL EXPENSES	\$914,583.00	\$1,388,653.00	\$985,870.00	-29%	\$533.48

Consolidated Budget (400-1) for all state-aided 667 (Elderly), 200 (family), and 705 (scattered site family) developments owned by Mansfield Housing Authority.						
SUMMARY						
Account Number	Account Class	2022 Approved Budget	2022 Actual Amounts	2023 Approved Budget	% Change from 2022 Actual to 2023 Budget	2023 Dollars Budgeted per Unit per Month
3000	TOTAL REVENUE	\$907,653.00	\$959,699.00	\$997,370.00	3.9%	\$539.70
4000	TOTAL EXPENSES	\$914,583.00	\$1,388,653.00	\$985,870.00	-29%	\$533.48
2700	NET INCOME (DEFICIT)	\$-6,930.00	\$-428,954.00	\$11,500.00	-102.7%	\$6.22
7520	Replacements of Equip. - Capitalized	\$0.00	\$0.00	\$7,500.00	100%	\$4.06
7540	Betterments & Additions - Capitalized	\$0.00	\$0.00	\$0.00	0%	\$0.00
7500	TOTAL NONOPERATING EXPENDITURES	\$0.00	\$0.00	\$7,500.00	100%	\$4.06
7600	EXCESS REVENUE OVER EXPENSES	\$-6,930.00	\$-428,954.00	\$4,000.00	-100.9%	\$2.16

Explanation of Budget Accounts

The following explains how each of the line items is to be prepared.

3110: Shelter Rent: The shelter rent projection should be based on the current rent roll plus anticipated changes expected from annual rent re-determinations or as a result of regulatory amendments.

3111: Shelter Rent – Tenants - Fraud/Retroactive: This account should be used for the reporting of total rent receipts from residents due to unreported income. These are often called fraud or retroactive balances. In cases where deficit LHAs discover, pursue cases, and have entered into a written fraud/retroactive re-payment agreement **with a present or former tenant who did not report income**, the LHA will be allowed to retain two-thirds of the funds recovered. One third of the total dollar amount recovered should be included in the LHA's quarterly or year-end Operating Statement as Shelter Rent, account #3111, and two-thirds of this total dollar amount should be included in Other Revenue-Retained, account #3691.

3115: Shelter Rent - Section 8: This account applies only to those developments receiving support through the federal government's Housing and Urban Development (HUD) Section 8 New Construction and/or Substantial Rehab Programs.

3190: Non-Dwelling Rental: This account should be credited with the rents, other than tenants rents reported in line 3110 and 3115, including charges for utilities and equipment, billed to lessees of non-dwelling facilities as well as apartments rented for non-dwelling purposes, such as social service programs.

3400: Administrative Fee- MRVP/AHVP: This account should be credited with Administrative Fees to be received for the MRVP/AHVP Program. The MRVP/AHVP administrative fee is \$50.00 per unit per month, as of July 1, 2020.

3610: Interest on Investments – Unrestricted: This account should be credited with interest earned on unrestricted administrative fund investments.

3611: Interest on Investments – Restricted: This account should be credited with interest earned on restricted administrative fund investments. For example, an LHA may receive a grant whose use is restricted to a specific purpose, and the interest income earned on that grant may also be restricted to the same purpose.

3690: Other Operating Revenues: This account should be credited with income from the operation of the project that cannot be otherwise classified. Income credits to this account include, but are not limited to, penalties for delinquent payments, rental of equipment, charges for use of community space, charges to other projects or programs for the use of central office management and maintenance space, commissions and profits from vending machines, including washing machines, and certain charges to residents for additional services, materials, and/or repairs of damage caused by neglect or abuse in accordance with the Department's regulations on lease provisions..

3691: Other Revenue – Retained: This account should be credited with certain miscellaneous revenue to be retained by the LHA, and which is not used to reduce the amount of operating subsidy the LHA is due. The most common examples for this account is receipts for the rental of roof antennas to cell phone providers and net meter credits earned on electricity bills from Net Meter Power Purchase Agreements (PPA's). Generally, surplus LHAs may retain 100% of these savings and deficit LHAs may retain 25% of the savings, with

the 75% balance used to offset its need for operating subsidy. However, for the period 7/1/16 through 6/30/20, all deficit LHAs may keep 100% of the net meter credit savings, while they can keep 50% effective 7/1/2020.

3692: Other Revenue - Operating Reserves: This account should be credited with funds that LHAs plan to utilize from their operating reserve accounts in excess of the Allowable Non-Utility Expense Level (ANUEL). To be approvable, LHA must maintain the DHCD prescribed operating reserve minimum level after deducting the amount budgeted. The only exception to this is when the expenses are for health and safety issues.

3693: Other Revenue – Net Meter: This account should normally be credited with 75% of the total net meter credit savings realized by a deficit LHA, while surplus LHAs with net meter credit savings would enter \$0 here. Savings are calculated as the value of the net meter credits appearing on the LHA’s electric bills (or, in some cases, paid in cash to the LHA by their utility company), minus the cost of the payments made to the solar power developer under their Power Purchase Agreement (PPA). Deficit LHAs normally may retain 25% of the savings. That amount should be included as Other Revenue – Retained on line #3691. However, please note that for the period 7/1/16 through 6/30/20 all LHAs may retain 100% of their total net meter credit savings, and should report those savings as Other Revenue – Retained on line #3691. LHAs can keep 50% of savings effective 7/1/2020.

3801: Operating Subsidy – DHCD (400-1): This account represents all state-funded operating subsidy to be received and or to be earned for the fiscal year. At the end of each fiscal year, this account will be adjusted in the operating statement to equal the actual subsidy earned by the LHA.

3802: Operating Subsidy – MRVP/AHVP Landlords:

The credit balance in this account represents the anticipated total receipts from DHCD during the fiscal year for housing assistance payments to landlords. At the end of each fiscal year this account will be adjusted to equal the actual subsidy earned.

3920: Gain/Loss from Sale or Disposition of Property (Capitalized or Non-Capitalized): The debit or credit balance of this account represents the following items: a) Cash proceeds from the sale of property that was either: 1) non-capitalized; or 2) capitalized and has been fully depreciated, and b) Realized gain or loss from the sale or disposition of capitalized property that has not been fully depreciated.

4110: Administrative Salaries: This account should be charged with the gross salaries of LHA personnel engaged in administrative duties and in the supervision, planning, and direction of maintenance activities and operating services during the operations period. It should include the salaries of the executive director, assistant executive director, accountants, accounting clerks, clerks, secretaries, project managers, management aides, purchasing agents, engineers, draftsmen, maintenance superintendents, and all other employees assigned to administrative duties.

4120: Compensated Absences: The debit balance in this account represents the actual cost incurred during the fiscal year for vacation, paid holidays, vested sick leave and earned compensatory time. This account includes both the direct compensated absences cost and associated employer payroll expenses (employment taxes, pension cost, etc.).

4130: Legal Expense: This account should be charged with retainers and fees paid to attorneys for legal services relating to the operation of the projects.

4140: Compensation to Authority Members: A local authority may compensate its members for performance of their duties and such other services as they may render to the authority in connection with its Chapter 200 development(s). Compensation for any other program is not authorized. Because of this, LHAs must base such compensation only on the actual rent receipts for these developments plus a prorated share of other operating receipts of funds on a per unit basis. The precise amount that members may be compensated is defined by statute to a maximum of \$40 per member per day, and \$50 for the chairperson per day. The total of all compensation to all board members is not to exceed two percent (2%) of actual gross income of Chapter 200 developments in any given year, consistent with the approved budget amount. In no case shall the payment of compensation exceed \$12,500 annually for the chairperson, or \$10,000 for any member other than the chairperson. Please note the statute requires the member to perform housing authority business in order to receive compensation.

4150: Travel and Related Expense: Legitimate travel expenses incurred by board members and staff in the discharge of their duties for any **state-aided program** are reimbursable from this account, as consistent with Department policy.

4170: Contractual Accounting Services: Fees for accounting services that are provided routinely and are contracted for on an annual basis. Only accounting services performed on a contractual basis (fee accountant) should be included in this item. Full or part-time LHA accounting staff that provides routine accounting services should be included in Account 4110, Administrative Salaries.

4171: Audit Costs: This account includes the state program's prorated share of audit fees paid to an Independent Public Accountant (IPA). The procurement of an IPA is necessary to satisfy the Federal Government's audit requirements. Costs for these services should be shared with all state and federal programs of LHA. **Audit costs are to be absorbed within the ANUEL.** The new Agreed Upon procedures (AUP) audit costs for state-assisted public housing programs should also be included in this account.

4180: Penalties and Interest: Any expenses incurred from penalties, fees, and interest paid on delinquent accounts shall be included in this line item.

4190: Administrative Other: This account is provided for recording the cost of administrative items for which no specific amount is prescribed in this 4100 group of accounts. It includes, but is not limited to, the cost of such items as: reports and accounting forms; stationery and other office supplies; postage; telephone services; messenger service; rental of office space; advertising for bids; publications; membership dues; collection agency & court costs, training costs; management fees, and fiscal agent fees.

4191: Tenant Organization: LTO Funding by the LHA. Upon request the LHA shall fund all LTOs in a city or town at the annual rate of \$6.00 per state-aided public housing unit occupied or available for occupancy by residents represented by such LTO(s) or an annual total of \$500.00 prorated among all such LTO(s), whichever is more. For more information on the creation and funding of LTOs see 760 CMR 6.09.

Authorities which operate computer learning centers, which are funded by the state consolidated budget or by other sources (which are typically recorded in line #3691 as "Other Revenue Retained", should budget the cost of the centers on this line.

4310: Water: This account should be charged with the cost of water and sewer charges purchased for all purposes.

4320: Electricity: This account should be charged with the total cost of electricity purchased for all purposes. Many LHAs have entered into Net Meter Credit Power Purchase Agreements (PPA's). In these deals, an LHA executes a contract with a solar power developer who constructs and owns an off- site solar electricity-generating site. In exchange for contracting to purchase a percentage of the solar power produced, the LHA receives a credit on its utility electric bill for each KWH purchased or in some cases receives a direct cash payment from their utility company. Please ensure that the amount charged to this account is the total cost of electricity BEFORE any reductions due to the receipt of net meter credits.

4330: Gas: This account should be charged with the cost of gas (natural, artificial, or liquefied) purchased for all purposes.

4340: Fuel: This account should be charged with the cost of coal, fuel oil, steam purchased, and any other fuels (except electricity and gas) used in connection with Local Housing Authority operation of plants for the heating of space or water supplied to tenants as a part of rent.

4360: Net Meter Utility Debit/Energy Conservation: This account is to be charged with costs incurred for energy conservation measures.

4390: Other Utilities: This account should be charged with the cost of utilities which are not provided for in accounts 4310 through 4360. In addition, for all quarterly or year-end operating statements 9/30/20 or later, and all budgets 6/30/21 or later, please use this line to record the total net meter credits earned as reported in Line 4392, MINUS the Solar Operator Costs reported in Line 4391, with the result expressed as a positive number. For example, if you reported -\$20,000 in Net Meter Utility Credits in Line 4392 and \$15,000 in Solar Operator Costs in Line 4391, you would subtract the \$15,000 reported on Line 4391 from the -\$20,000 reported on Line 4392, and post the remainder of \$5,000 on Line 4360, as a positive number. This number essentially represents the "net" savings the LHA earned from its net meter credit contract.

4391: Solar Operator Costs: Many LHAs have entered into Net Meter Credit Power Purchase Agreements (PPA's). In these deals, an LHA executes a contract with a solar power developer who constructs and owns an off-site solar electricity-generating site. The LHA makes regular (usually monthly) payments to the developer for its contracted share of the solar electricity produced by the site. Those payments should be entered in this account.

4392: Net Meter Utility Credit (Negative Amount): As noted in account #4391 above, many LHAs have executed Net Meter Credit Power Purchase Agreements (PPA's). In exchange for contracting to purchase a percentage of the solar power produced, the LHA receives a credit on its utility electric bill for each KWH purchased from the developer, which reduces the balance on its electric bill, or, in some cases, the credits are paid in cash to the LHA by the utility company. The total gross amount of the net meter credits that appear on the LHA's utility bills should be carried in this account and entered as a negative number. In cases where credits are paid in cash to the Host LHA, the net balance after paying out the amounts due the participating housing authorities, should also be carried in this account and entered as a negative number.

4410: Maintenance Labor: This account should be charged with the gross salaries and wages, or applicable portions thereof, for LHA personnel engaged in the routine maintenance of the project.

4420: Materials & Supplies: This account should be charged with the cost of materials, supplies, and expendable equipment used in connection with the routine maintenance of the project. This includes the operation and maintenance of automotive and other movable equipment, and the cost of materials, supplies, and expendable equipment used in connection with operating services such as janitorial services, elevator services, extermination of rodents and household pests, and rubbish and garbage collection.

4430: Contract Costs: This account should be charged with contract costs (i.e. the cost of services for labor, materials, and supplies furnished by a firm or by persons other than Local Authority employees) incurred in connection with the routine maintenance of the project, including the maintenance of automotive and other movable equipment. This account should also be charged with contract costs incurred in connection with such operating services as janitorial services, fire alarm and elevator service, extermination of rodents and household pests, rubbish and garbage collection, snow removal, landscape services, oil burner maintenance, etc.

4510: Insurance: Includes the total amount of premiums charged all forms of insurance. Fire and extended coverage, crime, and general liability are handled by DHCD on a statewide basis. All other necessary insurance policies include: Workers' Compensation, boiler, vehicle liability and owner, etc.

4520: Payments in Lieu of Taxes:

This account should be charged with all payments in lieu of taxes accruing to a municipality or other local taxing body.

4540: Employee Benefits: This account should be charged with local housing authority contributions to employee benefit plans such as pension, retirement, and health and welfare plans. It should also be charged with administrative expenses paid to the State or other public agencies in connection with a retirement plan, if such payment is required by State Law, and with Trustee's fees paid in connection with a private retirement plan, if such payment is required under the retirement plan contract.

Employee benefits are based upon a given percentage of the total payroll; therefore, the total amount approved in this account will be based on the approved budgeted salaries representing the state's fair share.

4541: Employee Benefits - GASB 45: This line covers "Other Post-Employment Benefits" (OPEB). Of the total benefits offered by employers to attract and retain qualified employees, some benefits, including salaries and active-employee healthcare are taken while the employees are in active service, whereas other benefits, including post-employment healthcare and other OPEB are taken after the employees' services have ended. Nevertheless, both types of benefits constitute compensation for employee services. In accordance with required accounting practices, this amount is not projected in the budget (and is therefore blank) but the estimated future costs of this item is carried in the operating statement.

4542: Pension Expense – GASB 68: The primary objective of GASB 68 Statement is to improve accounting and financial reporting for pension costs. It also improves information provided by state and local governmental employers about financial support for pensions that is provided by other entities. As with account 4541 above, in accordance with required accounting practices, this amount is not projected in the budget (and is therefore blank) but the estimated future costs of this item is carried in the operating statement.

4570: Collection Loss: The balance in this account represents the estimated expense to cover unexpected losses for tenant rents. Note: Do not include losses from fraud/retroactive balances here. Report them in Account 4571 – Collection Loss – Fraud/Retroactive.

4571: Collection Loss – Fraud/Retroactive: The balance in this account represents the estimated expense to cover unexpected losses for tenant rents due to unreported income, i.e. fraud/retroactive balances.

4580: Interest Expense: The debit balance in this account represents the interest expense paid and accrued on loans and notes payable. This debt can be from operating borrowings or capital borrowings.

4590: Other General Expense: This account represents the cost of all items of general expenses for which no specific account is prescribed in the general group of accounts.

4610: Extraordinary Maintenance – Non-Capitalized: This account should be debited with all *costs* (labor, materials and supplies, expendable equipment (such as many tools or routine repair parts), and contract work) of repairs, replacements (but not replacements of non-expendable equipment), and rehabilitation of such a substantial nature that the work is clearly not a part of the routine maintenance and operating program. The items charged to this account should not increase the useful life or value of the asset being repaired. These items are not capitalized and are not added as an increase to fixed assets at the time of completion. Nor are these items depreciated. An example of this would be scheduled repainting of apartments.

4611: Equipment Purchases – Non-Capitalized: This account should be debited with the costs of equipment that does not meet the LHA's criteria for capitalization. Because these items are being expended when paid, they should not be categorized as a fixed asset and therefore will not be depreciated. These items include stoves, refrigerators, small tools, most computers and software, etc.

The budget is a planning tool and as our portfolio ages it is essential that LHAs evaluate their properties annually and plan for extraordinary maintenance. To that end DHCD very strongly recommends that for all 400-1 operating budgets, depending on the age of the portfolio and condition, LHAs spend between \$100 and \$500 a year per unit in Extraordinary Maintenance, Equipment Purchases, Replacement of Equipment, and Betterments & Additions to ensure that the aging public housing stock is preserved.

4715: Housing Assistance Payments: This account should be debited with all housing assistance payments paid to landlords for the MRVP program on a monthly basis.

4801: Depreciation Expense: This account should be debited with annual fixed asset depreciation expenses as determined by the LHA's capitalization policy.

7520: Replacement of Equipment – Capitalized: This account should be debited with the acquisition cost (only the net cash amount) of non-expendable equipment purchased as a replacement of equipment of substantially the same kind. These items, such as vehicles, computers, or furniture, meet the LHA's criteria for capitalization and will also be added to fixed assets and therefore depreciated over the useful life.

7540: Betterments & Additions – Capitalized: This account should be debited with the acquisition cost (only the net cash amount) of non-expendable equipment and major non-routine repairs that are classified as a betterment or addition. These items meet the LHA's criteria for capitalization and will also be added to fixed

assets and therefore depreciated over the useful life of the asset. Examples are: major roof replacement, structural repairs such as siding, or major paving work.

In accordance with GAAP accounting, inventory purchases (Replacement of Equipment and Betterments & Additions) are distinguished between capitalized and non-capitalized items. Any inventory or equipment purchase greater than \$5,000 is required by DHCD to be capitalized, inventoried and depreciated. Any inventory or equipment purchase costing \$1,000 to \$4,999 should be inventoried by LHA staff for control purposes only but is not subject to capitalization or depreciation, it is, however, required to be expensed when the items are paid for. An LHA's inventory listing should include both capitalized and non-capitalized items of \$1,000 and more, as well as all refrigerators and stoves of any value. All items that appear on the inventory listing should be tagged with a unique identification number, and all refrigerators and stoves (regardless of value) should be tagged. LHAs may adopt a capitalization policy that capitalizes inventory purchases at a lesser amount than the \$5,000 requirement (i.e. \$1,000 - \$4,999); however, no capitalization policy can have an amount higher than \$5,000. Any inventory or equipment purchases costing \$0 to \$999 are to be expensed when paid for.

PMR Narrative Responses**Narrative Responses to the Performance Management Review (PMR) Findings**

PMRs are conducted for most LHAs on a biennial basis. This year there is no PMR record for this Housing Authority.

Explanation of PMR Criteria Ratings

CRITERION	DESCRIPTION
Management	
Occupancy Rate	<p>The rating is calculated using the following formula: (Total Number of Occupied units on Monthly Report divided by (Total Number of Units Minus Units that Received a Waiver Minus Number of Units Vacant less than 30 days on Monthly Report)</p> <ul style="list-style-type: none"> • “No Findings” : Occupancy Rate is at or above 98% • Operational Guidance: Occupancy rate is at 95% up to 97.9% • Corrective Action: Adjusted occupancy rate is less than 95%
Tenant Accounts Receivable (TAR)	<p>This criterion calculates the percentage of uncollected rent and related charges owed by starting with the amount reported by the LHA, as uncollected balances for the TAR (Account 1122 from the Balance Sheet) minus Normal Repayment Agreements* divided by Shelter (Tenant) Rent (account 3110 from the Operating Statement)</p> <ul style="list-style-type: none"> • “No Findings” : At or below 2% • “Operational Guidance”: More than 2% , but less than 5% • “Corrective Action”: 5% or more
Certifications and Reporting Submissions	<p>Housing authorities are required to submit 4 quarterly vacancy certifications by end of the month following quarter end; 4 quarterly operating statements and 4 Tenant Accounts Receivable (TAR) reports within 60 days of quarter end.</p> <ul style="list-style-type: none"> • “No Findings”: At least 11 of the required 12 reports were submitted and at least 9 were submitted on time. • “Operational Guidance”: Less than 11 of the required 12 reports were submitted and/or less than 9 were submitted on time.
Board Member Training	<p>Percentage of board members that have completed the mandatory online board member training.</p> <ul style="list-style-type: none"> • “No Findings” : 80% or more completed training • “Operational Guidance” : 60-79.9% completed training • “Corrective Action” : <60 % completed training
Staff Certifications and Training	<p>Each LHA must have at least one staff member complete a relevant certification or training During the fiscal year. The number of required trainings varies by LHA size.</p> <ul style="list-style-type: none"> • No Findings: LHAs completed the required number of trainings Corrective Action: LHAs have not completed any trainings
Annual Plan (AP) Submitted	<p>Housing authorities are required to submit an annual plan every year.</p> <ul style="list-style-type: none"> • “No Findings” =Submitted on time • “Operational Guidance” =Up to 45 days late • “Corrective Action” =More than 45 days late

CRITERION	DESCRIPTION
CHAMP	
Paper applications	<p>Paper applications are available, received and entered into CHAMP</p> <ul style="list-style-type: none"> • No Findings: Paper applications are available; And paper applications are date and time stamped correctly; And 90% of new paper applications are entered into CHAMP within 15 calendar days of date/time stamp; And 2% or less of new paper applications are entered more than 30 days after date/time stamp • Operational Guidance: Paper applications are available; And paper applications are date and time stamped and entered correctly; And 75% - 89% of new paper applications are entered into CHAMP within 15 calendar days; And 3% - 5% of new paper applications are entered more than 30 days after date/time stamp <p>Corrective Action: Paper applications are not available; Or the LHA has failed to date and time stamp paper applications and/or failed to enter them correctly; Or Less than 75% of new paper applications are entered into CHAMP within 15 calendar days of date/time stamp; Or more than 5% of new paper applications are entered more than 30 days after date/time stamp</p>
Vacancies occupied using CHAMP	<p>Vacancies are recorded correctly and occupied using CHAMP</p> <ul style="list-style-type: none"> • No Findings: All vacancies during the fiscal year are recorded in DHCD's Housing Applications Vacancy System within 30 days; And the housed Applicant ID and Pull List ID match between DHCD's Housing Applications Vacancy System and CHAMP for unit occupied during the fiscal year, excluding administrative transfers; And 25% or less of occupied units have data entry errors • Operational Guidance: All vacancies during the fiscal year are recorded in DHCD's Housing Applications Vacancy System, all vacancies are not recorded within 30 days; Or the Housed Applicant ID and Pull List ID match between DHCD's Housing Applications Vacancy System and CHAMP for units occupied during the fiscal year, excluding administrative transfers; And greater than 25% of occupied units have data entry errors • Corrective Action: All vacancies during the fiscal year are not recorded in DHCD's Housing Applications Vacancy System; Or the Housed Applicant ID and Pull List ID do not match (or data is missing) between DHCD's Housing Applications Vacancy System and CHAMP for units occupied during the fiscal year, excluding administrative transfers

CRITERION	DESCRIPTION
Financial	
Adjusted Net Income	<p>The Adjusted Net Income criterion calculation starts with an LHA's Net Income and subtracts Depreciation, GASB 45 (Retirement Costs), GASB 68 (Retirement Costs), Extraordinary Maintenance (maintenance expense outside of routine/ordinary expenses), and Equipment Purchases – Non Capitalized. This Adjusted Net Income amount is then divided by the Total Expenses of the LHA. If this Adjusted Net Income amount is positive, it means underspending and if it is negative it means overspending.</p> <p>Underspending Rating:</p> <ul style="list-style-type: none"> • "No Findings" : 0 to 9.9% • "Operational Guidance": 10 to 14.9% • "Corrective Action": 15% or higher <p>Overspending Rating:</p> <ul style="list-style-type: none"> • "No Findings" : 0 to -4.9% • "Operational Guidance": -5% to -9.9% • "Corrective Action": -10% or below
Operating Reserves	<p>Current Operating Reserve as a percentage of total maximum reserve level. Appropriate reserve level is buffer against any unforeseen events or expenditures.</p> <ul style="list-style-type: none"> • "No Findings" :35%+ of maximum operating reserve • "Operational Guidance": 20% to 34.9% of maximum operating reserve • "Corrective Action": <20% of maximum operating reserve
Capital Planning	
Capital Spending	<p>Under the Formula Funding Program (FF), authorities receive undesignated funds to spend on projects in their Capital Improvement Plan. They are rated on the percentage of available funds they have spent over a three-year period</p> <ul style="list-style-type: none"> • "No Findings" = at least 80% • "Operational Guidance" = At least 50% • "Corrective Action" = Less than 50%

CRITERION	DESCRIPTION
Health & Safety	
Health & safety violations	DHCD has observed conditions at the LHA's developments and reported health and safety violations. The LHA has certified the number of corrected violations in each category.
Facility Management – Inspection Standards and Practices	
100% Unit Inspections	All units inspected at LHA during FY under review <ul style="list-style-type: none"> No Findings: 100% of units inspected Corrective Action: Less than 100% of units inspected
LHA Inspections Reports/Work Orders	Unit inspection reports create, track, and report work orders for inspection repairs, and inspection WOs completed within 30 days or add to DM/CIP <ul style="list-style-type: none"> No Findings: All inspection work orders/lease violations are created, tracked, and reported; And non-health and safety work orders for inspection repairs/lease violations are completed within 30 days or added to DM/CIP; And health and safety work orders for inspection repairs/lease violations are addressed within 48 hours Operational Guidance: All health and safety inspection work orders/lease violations are created, tracked, reported and completed within 48 hours; And LHA fail to create, track, or report no more than 1 or 2 (based on LHA size) non-EHS (exigent health and safety) deficiencies; Or LHA failed to complete any non-EHS work orders/lease violations appropriately Corrective Action: Any EHS work orders/lease violations not created, tracked, reported, or completed; Or 1 of the following: LHA failed to create, track or report a) More than 1 non-EHS deficiency (small LHA); b) More than 2 non-EHS deficiencies (Medium/Large)
Accuracy of LHA Inspections	Unit inspection reports accurately reflect necessary repairs <ul style="list-style-type: none"> No Findings: c.667 unit has less than 2 EHS deficiencies and c.200/705 unit has less than 3 EHS deficiencies Operational Guidance: c.667 unit has 2 EHS deficiencies or c.200/705 has 3 EHS deficiencies Corrective Action: c.667 has equal to or greater than 3 EHS deficiencies or c.200/705 unit has equal to or greater than 4 EHS deficiencies
Facility Management – Vacancy Turnover Standards and Practices	

CRITERION	DESCRIPTION
Vacancy Turnover Work Orders	<p>Work orders created for every vacancy and completed within 30 days (or waiver requested)</p> <ul style="list-style-type: none"> • No Findings: Vacancy work orders are created, tracked and reported for every unit and reflect all work in unit; And Vacancy work orders are Maintenance Ready in <=30 days for c.667 units or <=45 days for c.200/705 units or have approved waiver • Operational Guidance: Vacancy work orders are created, tracked and reported for every unit; And work orders do not reflect all work completed in unit; Or vacancy work orders are Maintenance Ready in 31-45 days for c.667 and 46-60 days for c.200/705 and no approved waiver <p>Corrective Action: Vacancy work orders are not created, tracked and reported for every unit; Or vacancy work orders are Maintenance Ready in >45 days for c.667 and >60 days for c.200/705 and have no approved waiver</p>
Accuracy and Standard of Vacancy Turnovers	<p>Vacancy turnover work orders accurately reflect necessary repairs</p> <ul style="list-style-type: none"> • No Findings: c.667 unit less than 2 EHS deficiencies and c.200/705 less than 3 EHS deficiencies • Operational Guidance: c.667 2 EHS deficiencies or c.200/705 3 EHS deficiencies <p>Corrective Action: c.667 equal to or greater than 3 EHS deficiencies or c.200/705 equal to or greater than 4 EHS deficiencies</p>
Facility Management – Preventative Maintenance Standards and Practices	
LHA Preventative Maintenance Schedule Accuracy and Implementation of Preventative Schedules	<p>LHA preventative maintenance schedule accurately reflects all necessary work to maximize the life of LHA components</p> <ul style="list-style-type: none"> • No Findings: c.667 unit less than 2 EHS deficiencies and c.200/705 less than 3 EHS deficiencies • Operational Guidance: c.667 2 EHS deficiencies or c.200/705 3 EHS deficiencies <p>Corrective Action: c.667 equal to or greater than 3 EHS deficiencies or c.200/705 equal to or greater than 4 EHS deficiencies</p>
Work Order Types and Systems	
Emergency Work Orders	<p>All emergency work orders are created, tracked, reported and completed within 48 hours</p> <ul style="list-style-type: none"> • No Findings: All emergency work orders under review are created, tracked, reported and completed within 48 hours • Operational Guidance: All emergency work orders completed within 48 hours; Less than 100% but greater than or equal to 80% of work orders under review are correctly created, tracked and reported administratively

CRITERION	DESCRIPTION
	<ul style="list-style-type: none"> Corrective Action: Not all emergency work orders are completed within 48 hours; Or less than 80% of work orders under review are correctly created, tracked and reported administratively
Requested Work Orders	<p>All requested work orders are created, tracked, reported and completed within 14 days or added to DM/CIP</p> <ul style="list-style-type: none"> No Findings: All requested work orders under review are created, tracked, and reported; All work is complete within 14 days or added to DM/CIP Operational Guidance: All requested work orders completed within 14 days or added to DM/CIP; And less than 100% of work orders under review are correctly created, tracked and reported <p>Corrective Action: Not all requested work orders are completed within 14 days or added to DM/CIP</p>

Policies

The following policies are currently in force at the Mansfield Housing Authority:

Policy	Last Ratified by Board Vote	Notes
*Rent Collection Policy	01/08/2018	
*Personnel Policy	02/06/2017	
*Capitalization Policy	04/04/2016	
*Procurement Policy	02/06/2017	
*Grievance Policy	04/05/2023	
Affirmative Action Policy	09/25/2000	
Other – Define in the ‘Notes’ column	01/05/2015	Air Conditioner Policy
Anti-Discriminatory Harassment Policy	01/06/1997	reviewed and added to personnel policy 2/6/2017
Other – Define in the ‘Notes’ column	09/25/2001	Check writing procedure
Community Room Use	09/04/2019	
Criminal Offender Records Information (CORI) Policy	07/01/2020	
Credit/Debit Card Policy	04/04/2016	
Records Conservation and Disposal Policy	06/07/1993	
Other – Define in the ‘Notes’ column	06/14/2016	Drug Free Workplace Board review 2/6/2017
Emergency Response Plan	11/03/1997	
Fair Housing Marketing Plan	04/06/2022	

Policy	Last Ratified by Board Vote	Notes
Other – Define in the ‘Notes’ column	04/16/2015	Outdoor Water Usage
Other – Define in the ‘Notes’ column	01/05/2015	Outdoor Fire Pit Policy
Other – Define in the ‘Notes’ column	05/18/2019	Tenant Lockout Policy
Other – Define in the ‘Notes’ column	10/01/2007	On-Call Maintenance Policy
Other – Define in the ‘Notes’ column	09/08/2003	PPE Policy
Smoking Policy	05/04/2015	
Other – Define in the ‘Notes’ column	09/10/2001	Overdue Rent Collection
Other – Define in the ‘Notes’ column	08/13/2001	Park St. Storage Building Policy
Pet Policy	02/03/2021	
Other – Define in the ‘Notes’ column	06/02/2021	Fire Pit, Grill & Outdoor recreation Policy
Other – Define in the ‘Notes’ column	06/07/1993	Bad Debt Write Off Policy
Other – Define in the ‘Notes’ column	12/04/2006	Staffing Policy
Other – Define in the ‘Notes’ column	11/06/2019	Maintenance Uniform Policy
Parking	05/05/2021	
Other – Define in the ‘Notes’ column	01/08/2018	Administrative Staff Inclement Weather Policy
Other – Define in the ‘Notes’ column	05/02/2016	Whistleblower and Fraud Reporting Policy
Other – Define in the ‘Notes’ column	09/01/2021	Reasonable Accommodation/Modification Policy

Policy	Last Ratified by Board Vote	Notes
Other – Define in the ‘Notes’ column	09/01/2021	Hazard Pay Policy
Language Access Plan	04/06/2022	To be presented to Board by April 2022

* Starred policies are required by DHCD. Policies without a “Latest Revision” date are not yet in force.

The list of policies has been provided by the LHA and has not been verified by DHCD.

Waivers

AP-2024-Mansfield Housing Authori-00822 has no current waivers from the regulations of the Department of Housing and Community Development (DHCD).

Glossary

ADA: Americans with Disabilities Act. Often used as shorthand for accessibility related issues or improvements.

AHVP: Alternative Housing Voucher Program

Alternative Housing Voucher Program provides rental vouchers to disabled applicants who are not elderly and who have been determined eligible for Chapter 667 (elderly and disabled) housing.

Allowable Non-Utility Expense Level (ANUEL) is the amount of non-utility expense allowed for each local housing authority based upon the type(s) of housing programs administered.

ANUEL: Allowable Non-Utility Expense Level

AP: Annual Plan

Annual Plan: A document prepared by each Local Housing Authority, incorporating the Capital Improvement Plan (CIP), Maintenance and Repair Plan, Budget, responses to the Performance Management Review, and other elements.

Cap Share is the amount of Formula Funding spending approved by DHCD for each year.

Capital Funds: Funds provided by DHCD to an LHA for the modernization and preservation of state-aided public housing, including Formula Funds and Special Capital Funds.

Capital Needs Assessment, similar to the CIP, often used for developments in the Section 8 New Construction/Substantial Rehabilitation program. Such developments are generally not eligible for state capital funds and therefore do not participate in the CIP process. However, to track their ongoing capital needs and plan for construction projects to address those needs, they often conduct a CNA to determine when building systems will wear out and need to be replaced, and what replacement will cost, so they can plan to ensure that the necessary funding will be available

Capital Projects are projects that add significant value to an asset or replace building systems or components. Project cost must be greater than \$1000.

CIMS is a web-based software system used for creating CIP's and Annual Plans. For the CIP, the CIMS program allows the LHA to prioritize, select and schedule projects, assign funding sources and direct project spending to specific fiscal years to create a CIP that is consistent with the LHA's FF award amount and FF cap shares, plus any additional funding resources the LHA has identified. The LHA submits its CIP and DHCD conducts its review of the LHA's CIP in CIMS. For the Annual Plan CIMS imports data from other DHCD systems and combines that with data entered by the LHA.

CIP: A Capital Improvement Plan (CIP) is a five (5) year plan which identifies capital projects, provides a planning scope, schedule and budget for each capital project and identifies options for financing and implementing the plan. The contents of a CIP are limited to available resources. An approved CIP is required in order to receive Formula Funds.

CNA: Capital Needs Assessment

CPS is DHCD's transparent Web-based capital planning system that catalogues the condition of every building and site in the statewide public housing portfolio, providing LHAs with detailed technical information to make strategic long-term capital investments. It includes a Facility Condition Index (FCI) for every development that compares the value of expired components of a development relative to its replacement cost.

Deferred Maintenance is maintenance, upgrades, or repairs that are deferred to a future budget cycle or postponed for some other reason. Sometimes it is referred to as extraordinary maintenance.

Deficit housing authority: a housing authority whose income (mainly from rent) does not cover all its normal operating costs in its approved operating budget, and which therefore operates at a deficit and requires operating subsidy from DHCD.

DHCD: Massachusetts Department of Housing & Community Development

Extraordinary Maintenance: see the description for budget line 4610 in the Explanation of Budget Accounts in the Budget Section of this Annual Plan.

FF: Formula Funding

Formula Funding is state bond funding allocated to each LHA according to the condition (needs) of its portfolio in comparison to the entire state-aided public housing portfolio.

FYE: Fiscal Year End

HHA Administrative Fee is the fee paid to an HHA from the RCAT Program budget.

HHA: Host Housing Authority for the RCAT program.

Host Housing Authority (HHA). An LHA selected by the Department to employ and oversee an RCAT.

HUD: U.S. Department of Housing and Urban Development

LHA: Local Housing Authority

LTO: Local Tenants Organization

Management and Occupancy Report: This is an annual HUD review process that is used to evaluate the performance of developments in various HUD housing programs, including the Section 8 New Construction/Substantial Rehabilitation program, which some LHAs operate. It is similar to the state PMR process in that it evaluates LHA performance on variety of financial, housing quality, and other standards

Massachusetts Rental Voucher Program (MRVP) is a state-funded program that provides rental subsidies to low-income families and individuals.

MOR: Management and Occupancy Report

MRVP: Massachusetts Rental V DHCD's annual review of each housing authority's performance. It pulls together data on the authority's occupancy rates, tenant accounts receivables, accounts payable, budget variance, operating reserve, capital improvement plan submission, capital spending, annual inspections and work order and maintenance systems to identify and address areas of strength and areas for development. Its goal is to allow DHCD and the LHA to

take a deep dive into the data, lift up best practices, and work together towards improving operations oucher Program.

Performance Management Review (PMR):

PMR: Performance Management Review

RCAT: Regional Capital Assistance Team

Regional Capital Assistance Team: One of three organizations employed at HHAs designated by the Department to carry out the RCAT Program.

Sec.8 NC/SR (or S8NCSR): Section 8 New Construction and Substantial Rehabilitation

Section 8 New Construction and Substantial Rehabilitation (Sec.8 NC/SR): This term refers to a federal HUD housing program operated at a small number of state public housing developments whose construction was funded by state grants, but whose ongoing operating costs are supported by project-based subsidies from HUD's federal Section 8 program, rather than from state public housing operating funds..

Special Awards: In addition to allocations to each LHA, DHCD has created limited set aside funds to provide for extreme emergency or code compliance needs which are beyond the capacity of an LHA's current FF balance.

Surplus housing authority: a housing authority whose income (mainly from rent) covers all its normal operating costs in its approved operating budget, and which therefore operates at a surplus and does not require operating subsidy from DHCD.

Attachments

Attachments

The following items have been uploaded as attachments to this Annual Plan.

Due to the COVID-19 emergency, on-site Performance Management Review (PMR) assessments by the Facilities Management Specialists were cancelled for the December fiscal year end housing authorities. Therefore, the Facility Management categories have been omitted from the PMR document.

- LTO Letter
- LHA Response Letter
- Cover sheet for tenant satisfaction surveys
- Tenant Satisfaction Survey 667 Program
- Tenant Satisfaction Survey 667 Program



MANSFIELD HOUSING TENANTS ASSOCIATION

Michael Madan – President
Linda Cornetta – Vice President
Mary Ray – Treasurer

06/08/2023

After the Executive Director reviewed the Mansfield Housing Authority 2024 Annual at a meeting with all residents. The Local Tenant Organization held a tenant meeting on May 24, 2023 and unanimously voted to approved the Mansfield Housing Authority 2024 Annual Plan as presented.

No comments were recorded at that time.

Sincerely,

Michael Madan
MHTA Chairman

MHTA
15 Park Street
Mansfield, MA 02048



06/08/2023

On 5/25/2023 the Mansfield Housing invited the LTO and all residents to a meeting held at 22 Bicentennial Court, Mansfield, MA at 2:00pm, to discuss the Annual Plan FY2024. The Executive Director reviewed the Annual Plan and Capital Improvement Plan. There were no comments recorded.

The Mansfield Housing Board of Commissioner held a Public Hearing on Wednesday, June 7, 2023 at 7:00 PM to present and discuss the Mansfield Housing Authority's Annual Plan FY2024. No comments from the public were made.

The Housing Authority Board of Commissioners had no comments and unanimously voted to approve the Annual Plan and Capital Plan for FY 2024.

Sincerely,

Andrea J. McDougall

A handwritten signature in black ink that reads "Andrea J. McDougall". The signature is written in a cursive, flowing style.

Andrea J. McDougall
Executive Director

Resident Surveys – Background

Since 2016 DHCD has been working with the Center for Survey Research (CSR) at the University of Massachusetts Boston to survey residents in the state public housing units it oversees. The surveys are confidential, mailed directly to residents, and returned to CSR by mail (or, starting in 2019, completed on-line). CSR surveys residents of elderly/disabled units (also known as Chapter 667) and family units (also known as Chapter 200 and Chapter 705).

During each round all units are mailed surveys, with one exception: in the case of the twelve housing authorities with more than 225 c.200 family units, a randomly selected group of 225 units was surveyed at each housing authority. This group was determined to be large enough to generate statistically useful results. In both rounds, responses from c.200 and c.705 residents are always combined.

Round One Surveys (2016 – 2018)

In Round One of the surveys, CSR surveyed residents of elderly/disabled units (c.667) in three groups in the Fall of 2016, 2017 and 2018. CSR surveyed residents of family units (c.705 and c.200) in the Spring of 2016. (Note: there are many more c.667 units, so they were broken down into three groups).

Notes on Round One Surveys

1. In previous publications of this survey data, if there were at least twenty responses from residents of an authority's c.667 units or from their c.200/705 units, then there is a separate report for that program.
2. We originally combined data from c.667 and c.200/705 units for some LHAs with limited family data. However, to be consistent with the new Round Two methodology described below, we recalculated the Round One data using the new methodology. Since we no longer combine results from the different programs several LHAs no longer have a report for their c.200/705 units given the small data set for those units.

Round Two Surveys (2019 – 2022)

Round Two of the surveys began in 2019. CSR surveyed about one-third of the elderly/disabled units in Fall 2019, Fall 2021, and Fall 2022. CSR surveyed all family units in Fall 2020.

Notes on Round Two Surveys

1. We refined our reporting methodology and will issue survey results for any program (c.667 or c.200/705) meeting these requirements:
 - 8-19 completed surveys received, if the response rate is at least 40%
 - 20-29 completed surveys received, if the response rate is at least 20%
 - 30+ completed surveys received, if the response rate is at least 15%
2. Responses from the family units will not be combined with responses from elderly/disabled units as they originally were in Round One. Since the variance between the results of the elderly/disabled and family programs was sometimes significant, we determined that combining the two yielded less accurate results.

Mansfield Housing Authority

Chapter 667 Housing Summary 2019 – 2022

DHCD is working with the Center for Survey Research at the University of Massachusetts Boston to survey residents in the housing units it oversees.

Fall 2019:

- Surveys were sent to 6955 housing units (Chapter 667). 3352 surveys were filled out and returned.

Fall 2021:

- Surveys were sent to 8350 housing units (Chapter 667). 3787 surveys were filled out and returned.

Fall 2022:

- Surveys were sent to 9118 housing units (Chapter 667). 3951 surveys were filled out and returned.
- In the **Mansfield Housing Authority**, surveys were sent to a total of **132** Mansfield housing units (Chapter 667); **57** surveys were completed.

This report provides some information about how the residents from the **Mansfield Housing Authority** who answered the survey responded. It compares their answers to those from residents in the entire state and to those from small LHAs in Southeastern Massachusetts. These small LHAs in Southeastern Massachusetts include: Acushnet, Bourne, Brewster, Bridgewater, Carver, Chatham, Dartmouth, Dennis, Dighton, Duxbury, East Bridgewater, Easton, Falmouth, Foxborough, Halifax, Hanson, Harwich, Kingston, Mansfield, Marshfield, Mashpee, Mattapoisett, Middleborough, Nantucket, Norfolk, Norton, Orleans, Pembroke, Plainville, Provincetown, Sandwich, Seekonk, Somerset, Swansea, Taunton, Wareham, West Bridgewater, Westport, Whitman, Wrentham, and Yarmouth.

Communication

- **Communication with management:** Residents were asked about how they interacted with their Housing Authorities in this peer group in the last 12 months. The table below shows what percentage of residents said they did each of the following:

	Mansfield Housing Authority	Small LHAs in Southeast MA *	Entire State
Felt they were usually or always treated with courtesy and respect when they contacted management.....	83%	85%	83%
Knew the Executive Director held a meeting with residents.....	40%	41%	42%

* Small LHAs in Southeastern Massachusetts: Acushnet, Bourne, Brewster, Bridgewater, Carver, Chatham, Dartmouth, Dennis, Dighton, Duxbury, East Bridgewater, Easton, Falmouth, Foxborough, Halifax, Hanson, Harwich, Kingston, Mansfield, Marshfield, Mashpee, Mattapoisett, Middleborough, Nantucket, Norfolk, Norton, Orleans, Pembroke, Plainville, Provincetown, Sandwich, Seekonk, Somerset, Swansea, Taunton, Wareham, West Bridgewater, Westport, Whitman, Wrentham, and Yarmouth.

Maintenance and Repair

- **Communication with maintenance staff:** Residents were asked about their interactions with the Mansfield Housing Authority maintenance staff in the last 12 months.

	Mansfield Housing Authority	Small LHAs in Southeast MA	Entire State
Felt they were treated with courtesy and respect when they contacted maintenance.....	93%	91%	87%
Were contacted by the Housing Authority before entering their apartment.....	97%	92%	91%

- **Overall maintenance** Respondents were asked how they would they rate overall building maintenance (such as clean halls and stairways and having lights and elevators that work) and outdoor space maintenance (such as litter removal and clear walkways) in the last 12 months.

Building maintenance:

Mansfield Housing Authority



Small LHAs in Southeast MA



Entire State

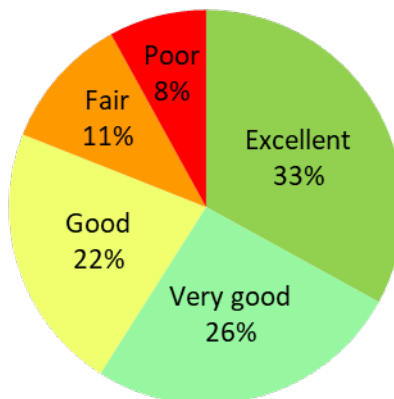


Outdoor maintenance:

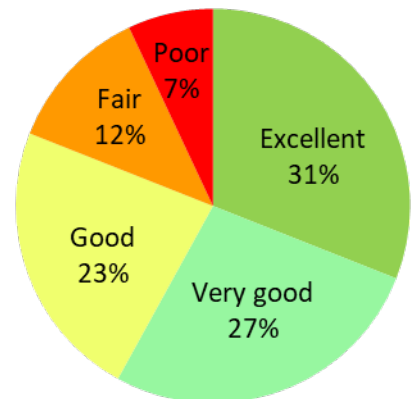
Mansfield Housing Authority



Small LHAs in Southeast MA



Entire State



- **Heating and Water Problems:** About one-quarter of respondents had a problem with their heating and about one-half had a plumbing problem in the last 12 months.

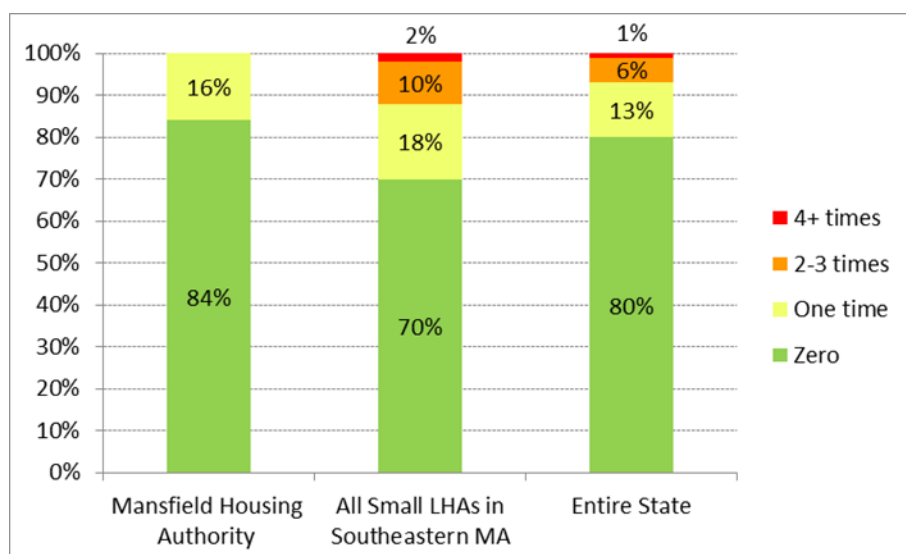
	Mansfield Housing Authority	Small LHAs in Southeast MA	Entire State
Had any heating problem.....	28%	41%	37%
Had any water problem.....	56%	58%	58%

- **Heating Problems**

How many times did residents completely lose heat?

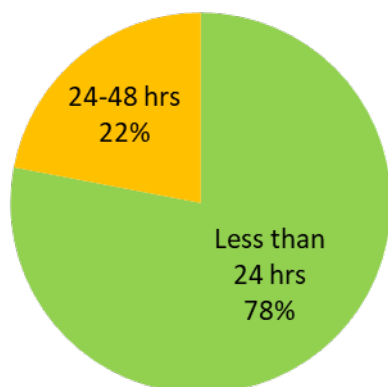
The chart below shows how many times respondents had completely lost heat in the last 12 months.

The green part of the bars shows what percentage of residents did not have the problem at all. The yellow shows who had the problem one time. The orange shows those who had the problem 2-3 times. And the red shows those who had the problem 4 or more times in the last 12 months.

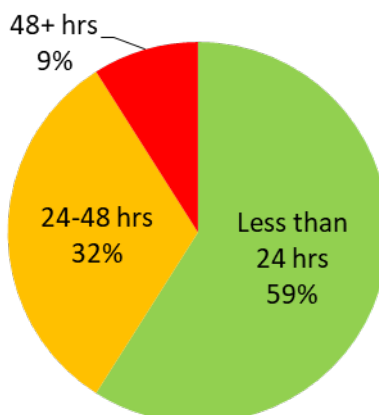


How long did it usually take for heat to come back on? For those respondents who reported completely losing heat, we asked how long it usually took for the heat to come back on – less than 24 hours, 24 - 48 hours, or more than 48 hours.

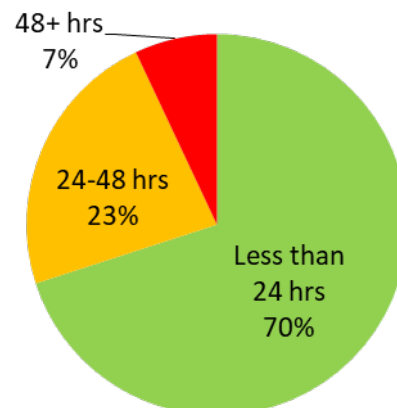
Mansfield Housing Authority



Small LHAs in Southeast MA



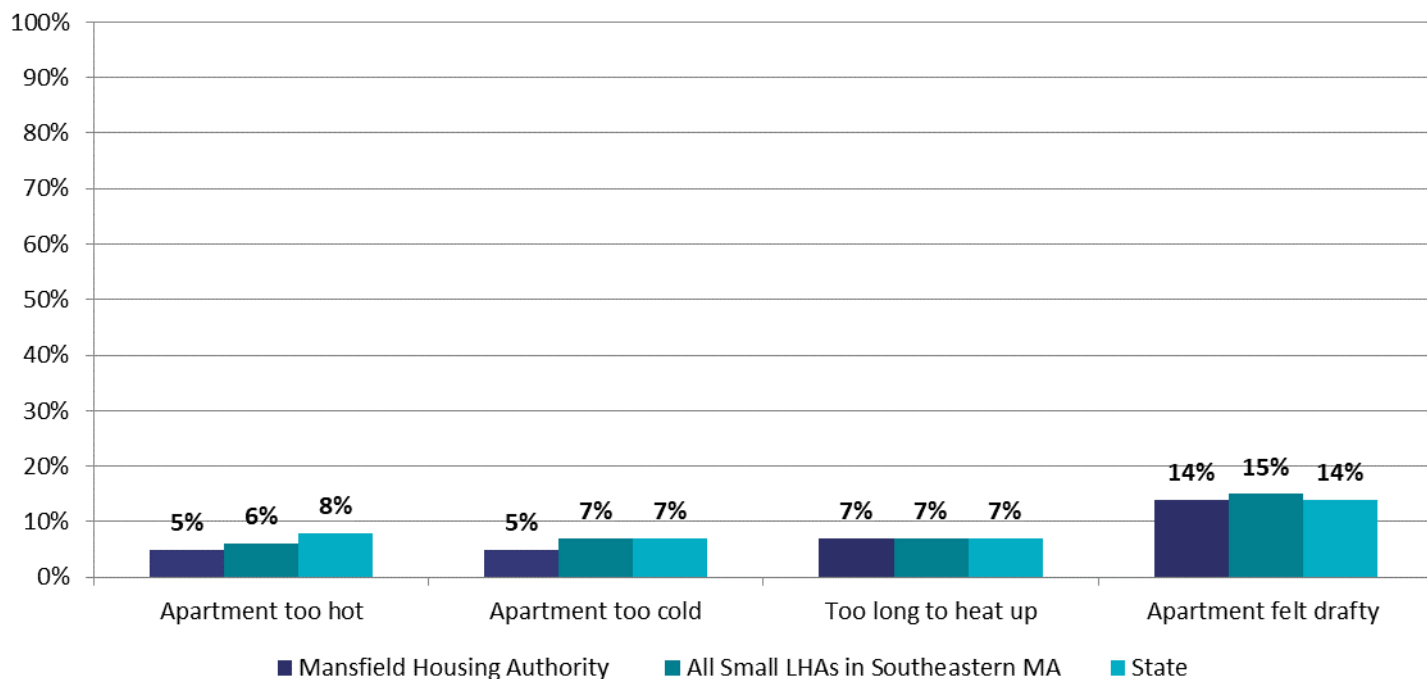
Entire State



- **Other Heating Problems**

In the last 12 months did residents have other heating problems?

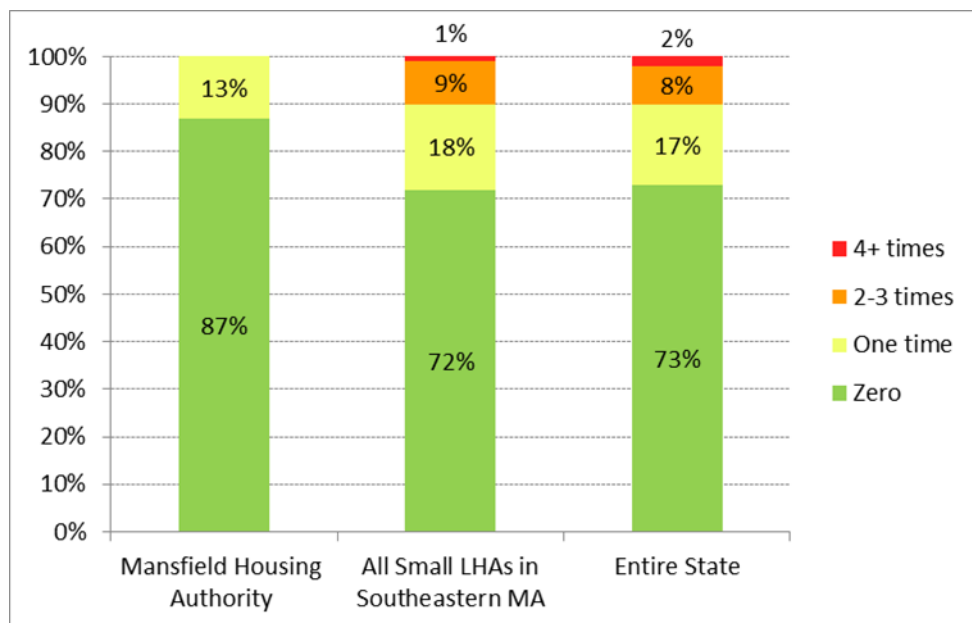
The chart below shows what percentage of residents experienced other heating problems in the last 12 months.



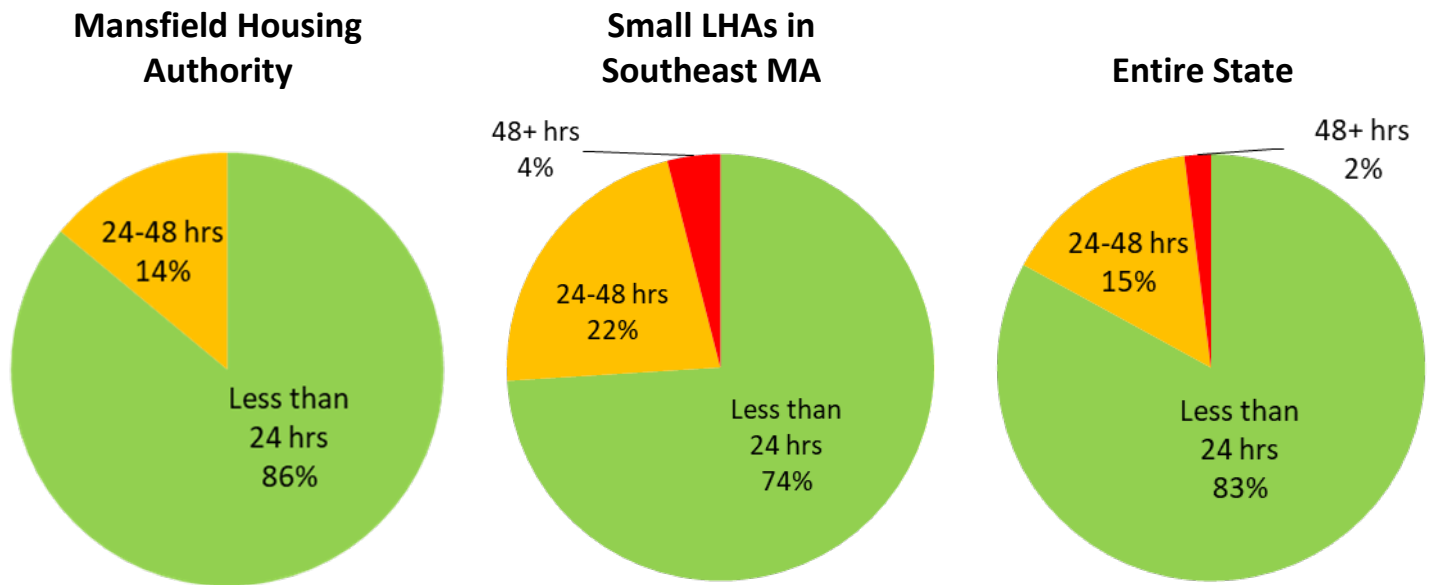
- **Water or Plumbing Problems**

How many times did residents have no hot water in their apartment?

The chart below shows how many times respondents did not have no hot water in their apartment in the last 12 months. The green part of the bars shows what percentage of residents did not have the problem at all. The yellow shows who had the problem one time. The orange shows those who had the problem 2-3 times. And the red shows those who had the problem 4 or more times in the last 12 months.



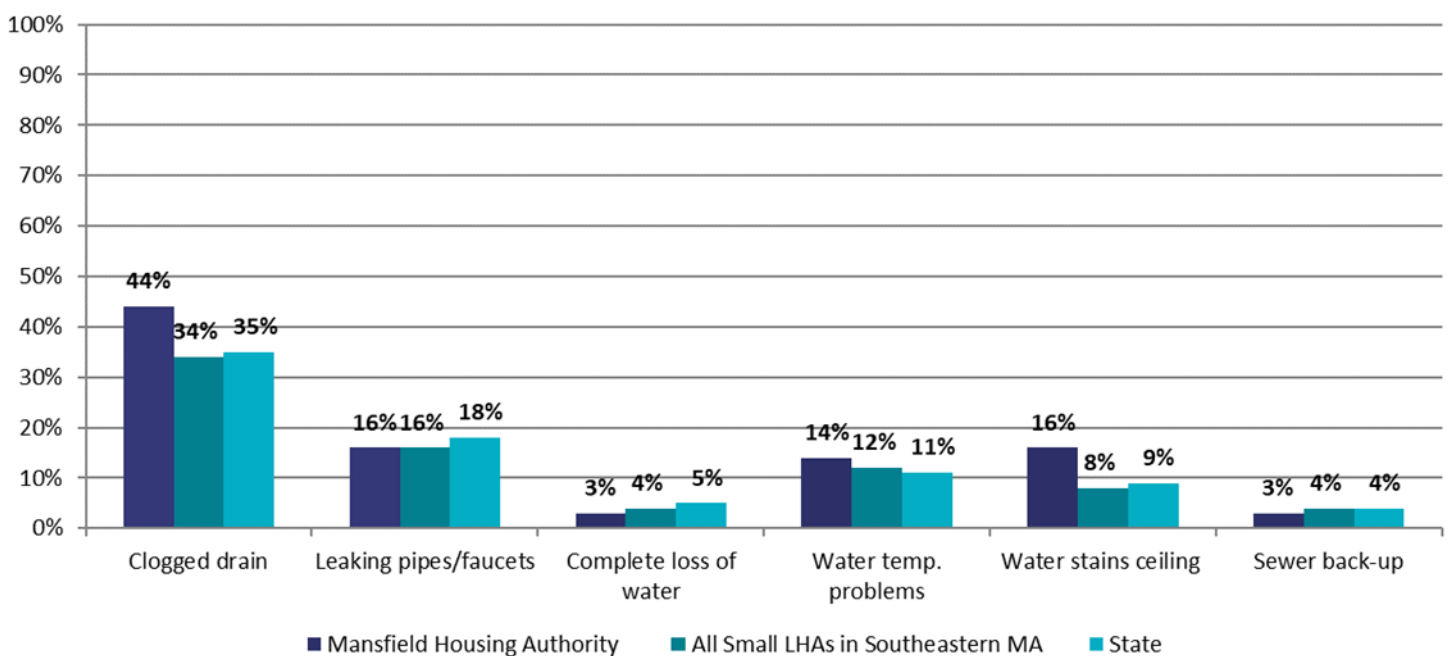
How long did it usually take for hot water to come back on? For those respondents who reported not having hot water in their apartment, we asked how long it usually took for hot water to come back on – less than 24 hours, 24 - 48 hours, or more than 48 hours.



- Other Water or Plumbing Problems**

In the last 12 months did residents have other water or plumbing problems?

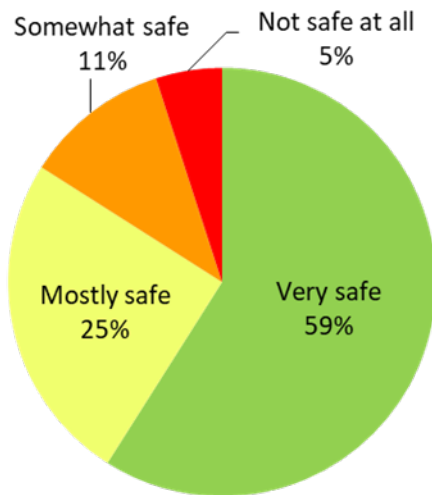
The chart below shows how many times respondents had other water or plumbing problems in the last 12 months.



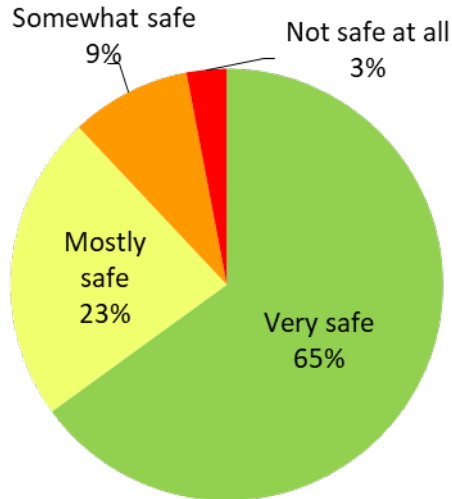
Safety

Respondents were asked how safe they felt in their development. The charts below show what percentage of residents said they felt “very safe”, “mostly” safe, “somewhat safe”, or “not safe at all” in their development in the last 12 months.

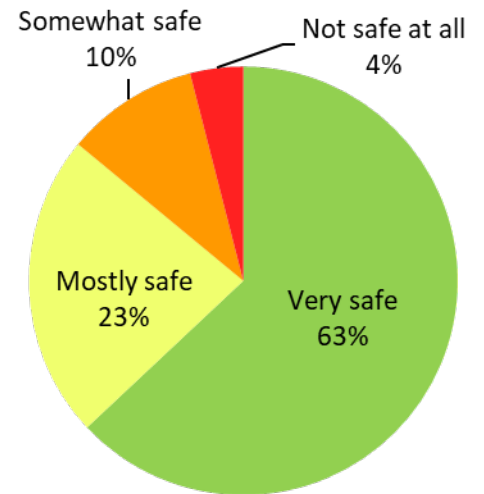
Mansfield Housing Authority



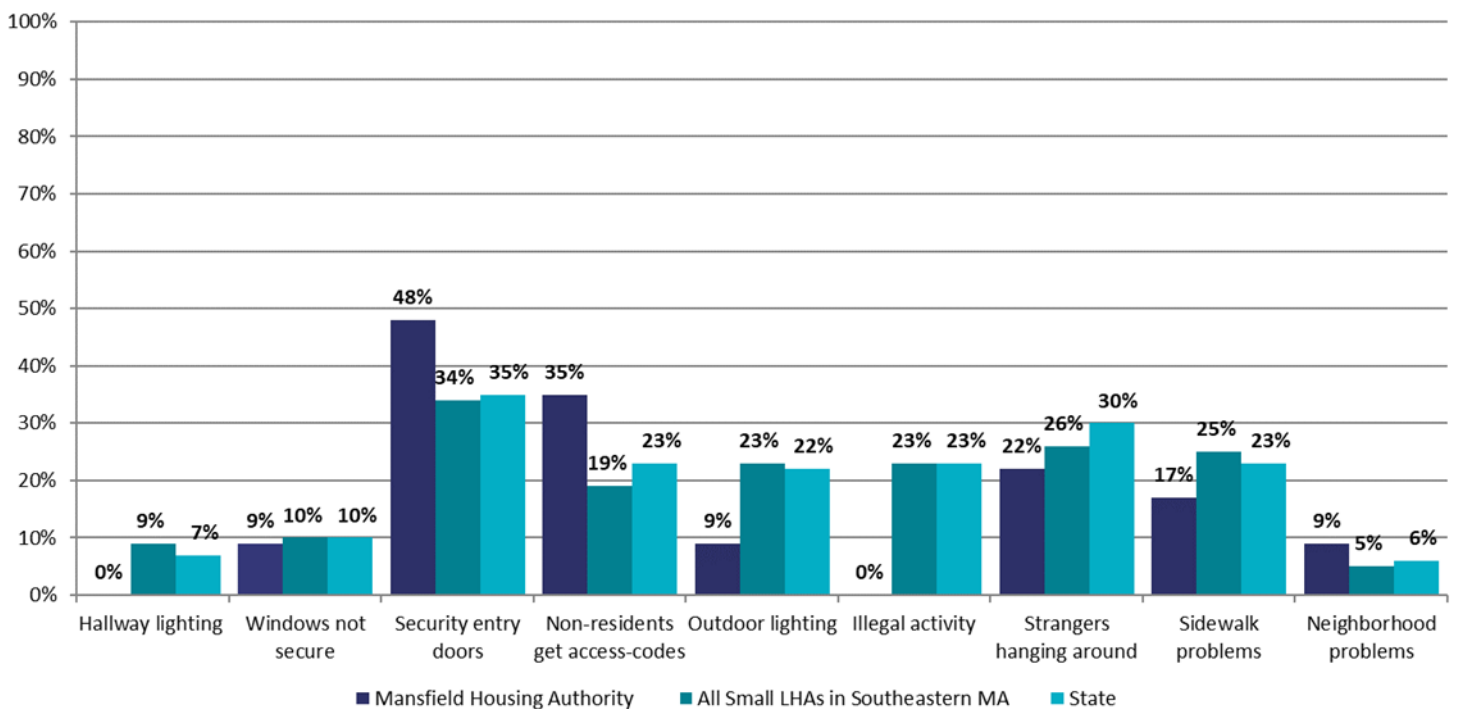
Small LHAs in Southeast MA



Entire State



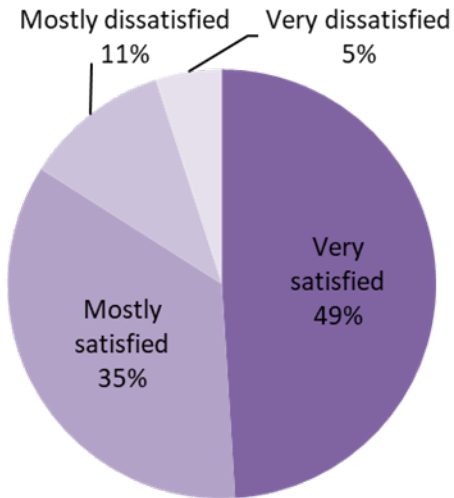
Reasons why respondents felt unsafe in their development: Respondents were asked why they felt unsafe in their development. This chart shows what specific concerns respondents mentioned.



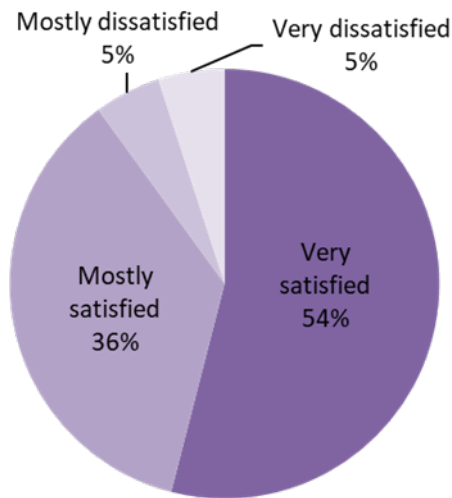
Overall Satisfaction

Respondents were asked about their overall satisfaction living in their development. The chart below shows what percentage of people said they were “very satisfied”, “mostly satisfied”, “mostly dissatisfied”, or “very dissatisfied”.

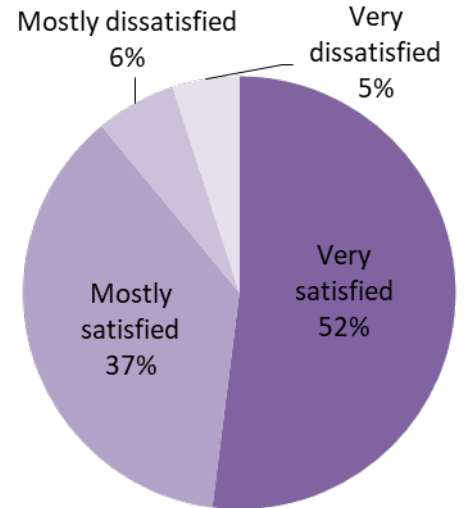
Mansfield Housing Authority



Small LHAs in Southeast MA



Entire State





Resident Survey
MANSFIELD HOUSING AUTHORITY
Chapter 667 Housing
Fall 2022

NOTE

This copy of the survey shows the percentage of respondents who chose each answer. DHCD also collected demographic information from survey respondents, such as gender, race, education, and age. The responses to these demographic questions are not included in this report in order to protect the anonymity of respondents.

In the fall of 2022, surveys were sent to **132** housing units (Chapter 667) in the Mansfield Housing Authority. **57** surveys were completed. The percentages presented here are based on that number.

1. How many years have you lived in your current apartment?

- 11%** Less than 2 years
- 27%** 2 to 5 years
- 34%** 6 to 10 years
- 28%** More than 10 years

Maintenance & Repair

8. In the last 12 months, how often were you treated with courtesy and respect by the maintenance staff of your development??

- 4%** Never
- 3%** Sometimes
- 12%** Usually
- 81%** Always

9. Does the Housing Authority let you know before they enter your apartment?

- 96%** Yes
- 2%** No
- 2%** Don't Know

10. "Building maintenance" includes things such as clean halls and stairways and having lights and elevators that work. In the last 12 months, how would you rate the overall building maintenance?

- 10%** Poor
- 19%** Fair
- 25%** Good
- 23%** Very Good
- 23%** Excellent

11. In the last 12 months, how would you rate how well the outdoor space is maintained at your development (such as litter removal and clear walkways)?

- 11%** Poor
- 14%** Fair
- 23%** Good
- 26%** Very Good
- 26%** Excellent

12. In the last 12 months, how many times did you completely lose heat in your apartment?

- 84%** Never → **If Never, go to #14**
- 16%** Once
- 0%** 2 or 3 times
- 0%** 4 times or more

13. How long did it usually take for your heat to come back on?

- 78%** Less than 24 hours
22% 24 to 48 hours
0% More than 48 hours

14. In the last 12 months, did you have any of these other heating problems?

	Yes
a. Apartment was too hot	5%
b. Apartment was too cold	5%
c. Took too long for apartment to heat up	7%
d. Apartment felt too drafty	14%

15. In the last 12 months, how many times did you have no hot water in your apartment?

- 87%** Never → **If Never, go to #17**
13% Once
0% 2 or 3 times
0% 4 times or more

16. How long did it usually take for the hot water to come back on?

- 86%** Less than 24 hours
14% 24 to 48 hours
0% More than 48 hours

17. In the last 12 months, did you have any of these other water or plumbing problems?

	Yes
a. Clogged drains (sink, toilet, shower)	44%
b. Leaking pipes or faucets	16%
c. Complete loss of water	3%
d. Water temperature problems (too hot, too cold, unreliable)	14%
e. Water stains on the ceiling	16%
f. Sewer backed-up into your apartment	3%

Communication

18. In the last 12 months, has the Executive Director at your development held any meetings with residents?

- 40%** Yes
35% No
25% Don't remember

19. In the last 12 months, how often were you treated with courtesy and respect by the management office of your development?

- 11%** Never
5% Sometimes
25% Usually
59% Always

Safety

20. In the last 12 months, in general, how safe did you feel in your development?

- 59%** Very safe → **If Very safe, go to #22**
25% Mostly safe
11% Somewhat safe
5% Not at all safe

21. For those who felt not at all, somewhat, or mostly safe: Why do you feel unsafe in your development? *(Check all that apply.)*

Building/Indoor Concerns

- 0%** Not enough lighting in the hallways
9% Windows are not secure
48% Security of entry doors
35% Other tenants give door access code to non-residents

Outdoor Concerns

- 9%** Not enough outdoor lights
0% Illegal activity in the development
22% Strangers hanging around who should not be there
17% Sidewalks are difficult to walk on

Other Concerns

- 9%** The neighborhood/area the development is in
17% Another reason

22. Overall, how satisfied are you living in your development?

- 49%** Very satisfied
35% Mostly satisfied
11% Mostly dissatisfied
5% Very dissatisfied