

## West Brookfield Housing Authority Annual Plan for Fiscal Year 2024 For State-Aided Public Housing

The Annual Plan is a document compiled by housing authority staff in advance of each new fiscal year. The plan serves as both a tool for the Local Housing Authority (LHA) to reflect upon the prior fiscal year, and as an opportunity to develop a clear and transparent plan that builds on successes, identifies needs, and corrects any issues that have arisen in prior years. Additionally, the Annual Plan is an important tool for tenants, who may use the document to better understand the operations and needs of their housing authority, advocate for changes to policies and procedures, access data about the housing authority, and participate in their housing authority's governance.

In addition to the physical document, the Annual Plan is also a process of public engagement. Throughout the Annual Plan process, the LHA executive director or their designee will be expected to review the Plan with any Local Tenant Organizations (LTO's) and Resident Advisory Board (RAB) before the LHA presents the plan to the LHA Board of Commissioners; make a draft available for review to all residents and the general public; post on the website and make a copy available to each LTO at least 30 business days before the public hearing; hold a hearing on the document; and collect, integrate, and report back on substantive comments. Additionally, the Board will read, offer recommendations, and approve the Annual Plan in advance of its submission to DHCD.

The law that mandates the Annual Plan is [An Act Relative to Local Housing Authorities, Massachusetts General Laws, Chapter 121B Section 28A](#). The regulation that expands upon Section 28A is [760 CMR 4.16](#). The regulations that address Local Tenant Organization (LTO) and resident participation in the Annual Plan are [760 CMR 6.09 \(3\)\(h\)](#) and [760 CMR 6.09\(4\)\(a\)\(4\)](#).

The West Brookfield Housing Authority's Annual Plan for their 2024 fiscal year includes the following components:

1. Overview and Certification
2. Capital Improvement Plan (CIP)
3. Maintenance and Repair Plan
4. Operating Budget
5. Narrative responses to Performance Management Review (PMR) findings
6. Policies
7. Waivers
8. Glossary
9. Other Elements
  - a. Public Comments
  - b. Cover sheet for tenant satisfaction surveys
  - c. Tenant Satisfaction Survey 667 Program
  - d. Performance Management Review

### **State-Aided Public Housing Developments**

The following table identifies the state-aided public housing units with developments of more than 8 units listed separately. Units in developments of 8 or fewer units are aggregated as noted. Units that the LHA provides to assist clients of the Department of Mental Health (DMH), the Department of Developmental Services (DDS), or other agencies are also aggregated separately.

<b>Dev No</b>	<b>Type</b>	<b>Development Name</b>	<b>Num Bldgs</b>	<b>Year Built</b>	<b>Dwelling Units</b>
667-01	Elderly	OLDE VILLAGE PLACE 667-01	6	1993	36
705-01	Family	OLDE VILLAGE PLACE 705-01	5	1993	10
	Other	Special Occupancy units	1		8
Total			12		54

### **LHA Central Office**

West Brookfield Housing Authority  
29 East Main Street, Bldg #7, West Brookfield, MA, 01585-0892  
Fiona Andrewes, Executive Director  
Phone: 508-867-5891  
Email: wbhousing@verizon.net

### **LHA Board of Commissioners**

	<u>Role</u>	<u>Category</u>	<u>From</u>	<u>To</u>
Anthony M Fernandes, Jr	Vice-Chair	State Appointee	05/01/2019	05/01/2024
Debra Korman			06/27/2017	12/01/2020
Susan Rowden	Treasurer		05/01/2018	05/01/2028
Thomas Sanderson	Member		05/01/2022	05/01/2023
Eric Von Bleicken	Member		11/01/2021	05/01/2022

## Plan History

The following required actions have taken place on the dates indicated.

REQUIREMENT		DATE COMPLETED
A.	Advertise the public hearing on the LHA website.	07/27/2023
B.	Advertise the public hearing in public postings.	07/27/2023
C.	Notify all LTO's and RAB, if there is one, of the hearing and provide access to the Proposed Annual Plan.	N/A
D.	Post draft AP for tenant and public viewing.	07/27/2023
E.	Hold quarterly meeting with LTO or RAB to review the draft AP. (Must occur before the LHA Board reviews the Annual Plan.)	N/A
F.	Annual Plan Hearing. Hosted by the LHA Board, with a quorum of members present. (For Boston, the Administrator will host the hearing.)	09/21/2023
G.	Executive Director presents the Annual Plan to the Board.	09/21/2023
H.	Board votes to approve the AP. (For Boston Housing Authority, the Administrator approves and submits the AP.)	09/21/2023

## Certification

### CERTIFICATION OF LHA USER AUTHORIZATION FOR DHCD CAPITAL SOFTWARE AND HOUSING APPLICATIONS

I, Fiona Andrewes, Executive Director of the West Brookfield Housing Authority, certify on behalf of the Housing Authority that I have conducted an annual review of all West Brookfield Housing Authority users of DHCD Capital Software applications and Housing Applications and that all current LHA users are authorized to use the systems and have the appropriate level of user access based on their job responsibility. I approve all system access and access levels for all West Brookfield Housing Authority users.

This certification applies to the following applications:

- Capital Planning System (CPS)
- Consolidated Information Management System (CIMS)
- Cap Hub
- DHCD Housing Management Systems

### CERTIFICATION FOR SUBMISSION OF THE ANNUAL PLAN

I, Fiona Andrewes, Executive Director of the West Brookfield Housing Authority, certify on behalf of the Housing Authority that: a) the above actions all took place on the dates listed above; b) all facts and information contained in this Annual Plan are true, correct and complete to the best of my knowledge and belief and c) that the Annual Plan was prepared in accordance with and meets the requirements of the regulations at 760 CMR 4.16 and 6.09.

The Board and Executive Director further certify that LHA operations and all LHA Board-adopted policies are in accordance with M.G.L. c. 121B and all Massachusetts state-aided public housing regulations, including, but not limited to 760 CMR 4.00; 5.00; 6.00; 8.00; and 11:00, as well as adhere to Department-promulgated guidance.

Date of certification: 10/05/2023

This Annual Plan (AP) will be reviewed by the Department of Housing and Community Development (DHCD) following the public comment period, the public hearing, and LHA approval.

**Capital Improvement Plan (CIP)****Capital Improvement Plan****DHCD Description of CIPs:**

The Capital Improvement Plan (CIP) is a five year plan which identifies capital projects, provides a planning scope, schedule and budget for each capital project and identifies options for financing and implementing the plan. The CIP identifies anticipated spending for each Department of Housing and Community Development (DHCD) fiscal year (July 1 to June 30) based on the project schedules.

Local Housing Authorities (LHAs) receive yearly awards from DHCD (Formula Funding Awards) which they target to their most urgent capital needs in their CIP. They may also receive special awards from DHCD for specific projects which meet specific criteria. Special awards may be given for certain emergency, regulation compliance, energy and water conservation, and other projects. The first three years of the CIP are based on actual awards made to the LHA, while years four and five are based on estimated planning amounts, not actual awards.

LHAs may sometimes secure other sources of funding and assistance that you will note in their CIP, such as: Community Preservation Act (CPA) funding, Community Development Block Grant (CDBG) funding, Local Affordable Housing Trust Funds (AHTF), HOME grants, income from leasing a cell tower on their property, savings from net meter credit contracts with solar developers, utility rebates and contracted work from utility providers, and Sheriff's Department work crews. However, not all of these funding sources are available every year, or in all communities.

The CIP includes the following parts:

- A table of available funding sources and amounts
- A list of planned capital projects showing spending per fiscal year
- A table showing special awards and other funding for targeted projects, if any, which supplements Formula Funding awarded to the LHA
- A 'narrative' with a variety of additional information.

**Additional Remarks by West Brookfield Housing Authority**

We continue to maintain all our programs, including our DDS building.

**Capital Improvement Plan (CIP)****Aggregate Funding Available for Projects in the First Three Years of the CIP:**

Category of Funds	Allocation	Planned Spending	Description
Balance of Formula Funding (FF)	\$279,171.60		Total of all FF awards minus prior FF spending
LHA Emergency Reserve	\$27,917.16		Amount to reserve for emergencies
Net FF Funds (First 3 Years of the CIP)	\$251,254.44	\$259,382.66	Funds to plan & amount actually planned in the first 3 years of the CIP
ADA Set-aside	\$2,740.48	\$2,000.00	Accessibility projects
DMH Set-aside	\$0.00	\$0.00	Dept. of Mental Health facility
DDS Set-aside	\$8,091.09	\$7,870.66	Dept. of Developmental Services facility
Unrestricted Formula Funding (FF)	\$240,422.87	\$249,512.00	Funds awarded by DHCD to be used on projects selected by the LHA and approved by DHCD.
Special DHCD Funding	\$110,446.96	\$110,446.96	Targeted awards from DHCD
Community Development Block Grant (CDBG) Funds	\$0.00	\$0.00	Federal funds awarded by a city or town for specific projects.
Community Preservation Act (CPA) Funds	\$0.00	\$0.00	Community Preservation Act funds awarded by a city or town for specific projects.
Operating Reserve(OR) Funds	\$0.00	\$0.00	Funds from the LHA's operating budget.
Other Funds	\$943,227.82	\$943,227.82	Funds other than those in the above categories. See explanation below.
Total funds and planned spending	\$1,304,929.22	\$1,313,057.44	Total of all anticipated funding available for planned projects and the total of planned spending.

**Capital Improvement Plan (CIP)****CIP Definitions:**

**ADA Set-aside** is funding allocated within the Formula Funding (FF) for use on projects that improve accessibility for people with disabilities. 10% of FF awards are designated for this purpose.

**Available State Bond Funding** is the amount of State Bond Funding available to the LHA for the first three years of the CIP. It is calculated by totaling all of FF and Special Awards granted to the LHA through the end of the third year of the plan and subtracting the amount of these funds spent prior to July 1 of the first year of the plan.

**Amount spent prior to the plan** is the total amount of Formula Funding (FF) and Special Awards spent prior to July 1 of the first year of the plan.

**Capital project** is a project that adds significant value to an asset or replaces building systems or components. Project cost must be greater than \$1000.

**CDBG** stands for Community Development Block Grant, a potential source of project funds.

**CPA** stands for Community Preservation Act, a potential source of project funds.

**CapHub Project Number** is the number given to projects entered into DHCD's project management system known as CapHub.

**DMH Set-aside** is funding allocated within the Formula Funding (FF) for use on facilities leased to the Department of Mental Health (DMH) program vendors, if any exist at this LHA.

**DDS Set-aside** is funding allocated within the Formula Funding (FF) for use on facilities leased to the Department of Developmental Services (DDS) program vendors, if any exist at this LHA.

**Formula Funding (FF)** is an allocation of state bond funds to each LHA according to the condition (needs) of its portfolio in comparison to the entire state-aided public housing portfolio.

**Operating Reserve** is an account, funded from the LHA operating budget, primarily used for unexpected operating costs, including certain extraordinary maintenance or capital projects.

**Other Funds** could include other funding by the city or town or from other sources.

**Special Awards** are DHCD awards targeted to specific projects. Award programs include funds for emergencies beyond what an LHA can fund, for complying with regulatory requirements, for projects that will save water or energy use, and various other programs the department may run from time to time.

**Total Cost** is the sum of investigation, design, administration, permitting, and construction costs for a project

**Unrestricted Formula Funding (FF)** is money awarded to the LHA by DHCD under the Formula Funding program other than amounts set aside (restricted) for accessibility improvements or for facilities operated by DMH or DDS.

**Capital Improvement Plan (CIP)****Regional Capital Assistance Team**

West Brookfield Housing Authority participates in the Regional Capital Assistance Team (RCAT) program and project implementation responsibilities are as follows:

- o For projects with construction cost under \$10,000, the LHA has the sole responsibility to initiate, implement and manage the project. RCAT offers technical assistance upon request.
- o For projects with construction cost between \$10,000 and \$100,000 the RCAT will have lead responsibility to initiate, implement and manage the project with both DHCD and LHA involvement and oversight throughout the process. For projects in this range, the LHA will work with the RCAT Project Manager who will contact the LHA to initiate projects.
- o For projects with construction cost over \$100,000, or projects below that threshold that are complex or have a subsequent phase that exceeds \$100,000 construction cost, DHCD will take the lead and draft a WO or RFS to hire a designer to prepare plans and specs. RCAT will not be involved in the implementation of projects in this range and the LHA will continue to work directly with the DHCD Project Manager and DHCD design staff.



**Capital Improvement Plan (CIP)**

Formula Funding and Special DHCD Award Planned Spending - Other funding not included

Cap Hub Project Number	Project Name	Development(s)	Total Cost	Amount Spent Prior to Plan	fy2024 Spent	fy2024 Planned	fy2025	fy2026	fy2027	fy2028
307007	2008 FF Master CFA	OLDE VILLAGE PLACE 167-01	\$80	\$80	\$0	\$0	\$0	\$0	\$0	\$0
307041	FF: Lighting Upgrades (Sustainability Grant)	OLDE VILLAGE PLACE 167-01	\$26,030	\$0	\$0	\$22,140	\$3,891	\$0	\$0	\$0
307044	Remove and Replace Foundation Skirting Building 1	OLDE VILLAGE PLACE 667-01	\$136,236	\$130,323	\$0	\$5,914	\$0	\$0	\$0	\$0
307049	Roof Replacement Building 9	OLDE VILLAGE PLACE 667-01	\$21,863	\$21,863	\$0	\$0	\$0	\$0	\$0	\$0
307051	Replace Coil in Water Heater and Related HW Issues in Building 11 and 9	OLDE VILLAGE PLACE 667-01	\$8,325	\$8,325	\$0	\$0	\$0	\$0	\$0	\$0
307059	Unit Rehab	OLDE VILLAGE PLACE 667-01	\$9,900	\$0	\$0	\$9,900	\$0	\$0	\$0	\$0
307060	Boiler Replacement - 2 Boilers Olde Village	OLDE VILLAGE PLACE 705-01	\$40,000	\$0	\$0	\$38,592	\$1,408	\$0	\$0	\$0
307061	ARPA Targeted Award: Fire Alarm System	OLDE VILLAGE PLACE 167-01	\$49,912	\$0	\$0	\$0	\$0	\$0	\$0	\$0
307062	Septic system replacement	OLDE VILLAGE PLACE 667-01	\$822,500	\$0	\$0	\$0	\$0	\$0	\$0	\$0

**Capital Improvement Plan (CIP)**

Formula Funding and Special DHCD Award Planned Spending - Other funding not included

Cap Hub Project Number	Project Name	Development(s)	Total Cost	Amount Spent Prior to Plan	fy2024 Spent	fy2024 Planned	fy2025	fy2026	fy2027	fy2028
307063	Install automatic door openers	OLDE VILLAGE PLACE 167-01	\$9,813	\$0	\$0	\$9,813	\$0	\$0	\$0	\$0
307068	Select Plumbing Ball Valve Replacement	OLDE VILLAGE PLACE 667-01	\$5,000	\$0	\$0	\$5,000	\$0	\$0	\$0	\$0
307070	Install Vinyl Privacy Fence	OLDE VILLAGE PLACE 705-01	\$7,500	\$0	\$0	\$7,500	\$0	\$0	\$0	\$0
307072	Select Tree work	OLDE VILLAGE PLACE 705-01	\$8,520	\$0	\$0	\$8,520	\$0	\$0	\$0	\$0
307075	Speed Bumps	OLDE VILLAGE PLACE 667-01	\$9,680	\$0	\$9,680	\$9,680	\$0	\$0	\$0	\$0
307076	Vacancy Turnover 705	OLDE VILLAGE PLACE 705-01	\$7,500	\$0	\$0	\$829	\$6,672	\$0	\$0	\$0
•	Repair Railings	OLDE VILLAGE PLACE 167-01	\$6,250	\$0	\$0	\$0	\$0	\$0	\$0	\$0
•	Remove and Replace Existing Foundation Skirting at Building 6	OLDE VILLAGE PLACE 667-01	\$126,040	\$0	\$0	\$0	\$0	\$0	\$126,040	\$0
•	Vacancy Turn Over 667	OLDE VILLAGE PLACE 667-01	\$9,995	\$0	\$0	\$0	\$9,995	\$0	\$0	\$0
•	Gazebo Repair	OLDE VILLAGE PLACE 667-01	\$9,983	\$0	\$0	\$0	\$9,983	\$0	\$0	\$0
•	New Asphalt Roof Building 7	OLDE VILLAGE PLACE 667-01	\$48,400	\$0	\$0	\$0	\$48,400	\$0	\$0	\$0
•	New Asphalt Roof Building 8	OLDE VILLAGE PLACE 667-01	\$48,400	\$0	\$0	\$0	\$0	\$48,400	\$0	\$0
•	Replace Asphalt Roofs on 5 Sheds	OLDE VILLAGE PLACE 667-01	\$9,375	\$0	\$0	\$0	\$9,375	\$0	\$0	\$0

**Capital Improvement Plan (CIP)**

Formula Funding and Special DHCD Award Planned Spending - Other funding not included

Cap Hub Project Number	Project Name	Development(s)	Total Cost	Amount Spent Prior to Plan	fy2024 Spent	fy2024 Planned	fy2025	fy2026	fy2027	fy2028
•	Leaf Guards & Gutter Cleaning	OLDE VILLAGE PLACE 667-01	\$7,500	\$0	\$0	\$0	\$7,500	\$0	\$0	\$0
•	Select Hot Water Heater Replacement	OLDE VILLAGE PLACE 667-01	\$9,375	\$0	\$0	\$0	\$9,375	\$0	\$0	\$0
•	Select Sidewalk and Asphalt Repair	OLDE VILLAGE PLACE 667-01	\$8,750	\$0	\$0	\$0	\$8,750	\$0	\$0	\$0
•	Power Washing	OLDE VILLAGE PLACE 667-01	\$9,375	\$0	\$0	\$9,375	\$0	\$0	\$0	\$0
•	Replace Asphalt Roofs 705 Phase 1	OLDE VILLAGE PLACE 705-01	\$88,481	\$0	\$0	\$0	\$0	\$0	\$0	\$44,494
•	ARPA Replace Entry Decking	OLDE VILLAGE PLACE 705-01	\$120,149	\$0	\$0	\$22,330	\$0	\$0	\$0	\$0

**Capital Improvement Plan (CIP)**

## FUNDS IN ADDITION TO ANNUAL FORMULA FUNDING AWARD

Cap Hub Project Number	Project Name	DHCD Special Award Comment	Special DHCD Awards				Other Funding			
			Emergency Reserve	Compliance Reserve	Sustain- ability	Special Awards	CDBG	CPA	Operating Reserve	Other Funds
307044	Remove and Replace Foundation Skirting Building 1	budget shortfall	\$93,185	\$0	\$0	\$0	\$0	\$0	\$0	\$0
307061	ARPA Targeted Award: Fire Alarm System	ARPA Formula Funding	\$0	\$0	\$0	\$49,912	\$0	\$0	\$0	\$49,912
307062	Septic system replacement	septic replacement	\$0	\$0	\$0	\$0	\$0	\$0	\$0	\$822,500
•	ARPA Replace Entry Decking		\$0	\$0	\$0	\$0	\$0	\$0	\$0	\$70,821

## **Capital Improvement Plan (CIP) Narrative**

### **Including Requests to DHCD & Supporting Statements**

#### **1. Request for increased spending flexibility.**

DHCD designates a spending target (cap share) and an allowable spending range for each year of the CIP. A Housing Authority may request to shift the cap shares of the first three years in order to increase scheduling flexibility. A CIP utilizing this flexibility is called an Alternate CIP. The total spending over three years and over five years must continue to meet the limits set by DHCD. DHCD will approve an Alternate CIP only with acceptable justification and only if funding is available.

West Brookfield Housing Authority has not submitted an Alternate CIP.

#### **2. Request for additional funding.**

A Housing Authority may request additional funding from DHCD for projects that qualify as emergencies, required legal compliance upgrades, or sustainability improvements.

West Brookfield Housing Authority has not requested additional funding.

#### **3. Overall goals of the Housing Authority's CIP**

Projects goals include additional foundation skirting, updating of exterior decks, minor asphalt repairs, power washing and gutter guards are among some of the new projects

#### **4. Changes from the Housing Authority's previous CIP**

Every new CIP differs from the previous CIP because projects have been completed and a new year has been added with new projects. These changes and other significant changes to the content of the CIP are highlighted below:

An increase was made to the ARPA decking project to increase the goal of updating as many decks as possible offset by formula funding above the ARPA award.

#### **5. Requirements of previous CIP approval**

There were no special conditions attached to the approval of our previous CIP.

#### **6. Quarterly capital reports**

Our most recent quarterly capital report (form 80 and 90) was submitted on 06/30/2023.

**7. Capital Planning System (CPS) updates**

Our CPS facility data has been updated with current condition information, including changes resulting from projects completed in the past year, as of 07/24/2023.

**8. Project priorities**

All the projects in our CIP are high priority (Priority 1 and 2 projects).

**9. High priority deficiencies**

We have included all of our high priority (CPS priority 1 and 2) projects in our CIP.

**10. Accessibility**

We are not aware of any accessibility deficiencies in our portfolio.

**11. Special needs development**

West Brookfield Housing Authority has one or more special needs (167 or 689 programs) development. We have completed the service provider input process according to the required procedures detailed in the lease agreement and held an annual meeting with the service provider staff at all special needs developments as of 01/01/2023.

**12. Energy and water consumption**

Our 12 most recent monthly energy reports are for months 7/2022 to 6/2023.

The following table lists the DHCD thresholds for Per Unit Monthly (PUM) expense for electricity, natural gas, oil, and water use and the developments at the Housing Authority that have expenses in excess of the thresholds, if any.

	Electric PUM > Threshold	Gas PUM > Threshold	Oil PUM > Threshold	Water PUM > Threshold
Threshold PUM:	\$100	\$80	\$50	\$60

No developments exceed threshold values.

**13. Energy or water saving initiatives**

West Brookfield Housing Authority is not currently pursuing any energy or water-saving audits or grants that could affect CIP project scope, costs or timing of projects.

#### **14. Vacancy rate**

Our unadjusted vacancy rate reported to DHCD is as follows. (The unadjusted vacancy rate captured in these figures is the percentage of ALL housing units that are vacant, including both offline units being used for other purposes and units with DHCD vacancy waivers.)

6% c. 667 (DHCD Goal 2%)

0% c. 200 (DHCD Goal 2%)

20% c. 705 (DHCD Goal 2%)

West Brookfield Housing Authority will address the excess vacancies in the following manner:

Vacancy Turnover Projects Added

Maintenance and Repair Plan

**Maintenance Objective**

The goal of good property maintenance at a public housing authority is to serve the residents by assuring that the homes in which they live are decent, safe, and sanitary.

**About This Maintenance and Repair Plan**

This Maintenance & Repair Plan consists of several subsections describing maintenance systems followed by charts showing typical preventive maintenance, routine maintenance, and unit inspection tasks and schedules. These subsections are:

- a. **Classification and Prioritization of Maintenance Tasks** - Defines and prioritizes types of work to be accomplished by maintenance staff and vendors. Explains how the housing authority is expected to respond to work orders (tasks or requests) based on the work order classification.
- b. **Emergency Response System** - Defines what constitutes an emergency and how to notify staff of an emergency.
- c. **Normal Maintenance Response System** - How to contact the maintenance staff for a non-emergency request.
- d. **Work Order Management** - Description of the housing authority's system for managing work orders (tasks and requests).
- e. **Maintenance Plan Narrative & Policy Statement** - Self-assessment, basic information, and goals for the coming year, along with a description of the housing authority's maintenance program.
- f. **Preventive Maintenance Schedule** - A listing and schedule of tasks designed to keep systems and equipment operating properly, to extend the life these systems and equipment, and to avoid unexpected breakdowns.
- g. **Routine Maintenance Schedule** - A listing and schedule of ordinary maintenance tasks such as mopping, mowing, raking, and trash collection required to keep the facilities in good condition.
- h. **Unit Inspections** - Scheduling of annual unit inspections.



### **Classification and Prioritization of Maintenance Tasks**

Maintenance items are tracked as “work orders” and are classified in the following categories. They are prioritized in the order listed. The following classifications and prioritization are required by the Department of Housing and Community Development (DHCD).

- I. **Emergencies** - Emergencies are only those conditions which are **immediately threatening** to the life or safety of our residents, staff, or structures.
  - **Goal: initiated with 24 to 48 hours.**
- II. **Vacancy Refurbishment - Work necessary to make empty units ready for new tenants.**
  - After emergencies, the refurbishment of vacancies for immediate re-occupancy has the highest priority for staff assignments. **Everyday a unit is vacant is a day of lost rent.**
  - **Goal: vacancy work orders are completed within 30 calendar days or if not completed within that timeframe, LHA has a waiver.**
- III. **Preventive Maintenance** - Work which must be done to **preserve and extend the useful life** of various elements of your physical property and avoid emergency situations.
  - A thorough Preventive Maintenance Program and Schedule that deals with all elements of the physical property is provided later in the document.
  - The Preventive Maintenance Program is reviewed and updated annually and as new systems and facilities are installed.
- IV. **Programmed Maintenance** - Work which is important and is completed to the greatest extent possible within time and budget constraints. Programmed maintenance is grouped and scheduled to make its completion as efficient as possible. Sources of programmed maintenance include:
  - Routine Work includes those tasks that need to be done on a regular basis to keep our physical property in good shape. (Mopping, Mowing, Raking, Trash, etc.)
  - Inspections are the other source of programmed maintenance.
    - o Inspections are visual and operational examinations of parts of our property to determine their condition.
    - o All dwelling units, buildings and sites must be inspected at least annually.
    - o **Goal: Inspection-generated work orders are completed within 30 calendar days from the date of inspection, OR if cannot be completed within 30 calendar days, are added to the Deferred Maintenance Plan or the Capital Improvement Plan in the case of qualifying capital repairs (unless health/safety issue).**
- V. **Requested Maintenance** - Work which is requested by residents or others, does not fall into any category above, and should be accomplished as time and funds are available.
  - Requests from residents or others for maintenance work which does not fall into one of the other categories has the lowest priority for staff assignment.
  - **Goal: Requested work orders are completed in 14 calendar days from the date of tenant request or if not completed within that timeframe (and not a health or safety issue), the task is added and completed in a timely manner as a part of the Deferred Maintenance Plan and/or CIP.**

**Additional Remarks by the West Brookfield Housing Authority**  
PHA-Network

### Emergency Request System

For emergency requests call the numbers listed here. Qualifying emergency work requests are listed below.

METHOD	CONTACT INFO.	TIMES
Call LHA at Phone Number	508-867-5891	9.00 am - 4.00 pm, Mon, Tues, Thur,
Other	774-200-1459	24/7

List of Emergencies - Emergencies are those conditions which are immediately threatening to the life or safety of our residents, staff, or structures. The following is a list of typical conditions that warrant an emergency response. If there is an emergency condition whether or not enumerated on this list please notify the office or answering service at the numbers listed above. If you have any questions regarding this list or other matters that may constitute an emergency, please contact the West Brookfield Housing Authority main office.

QUALIFYING EMERGENCY WORK REQUESTS
Fires of any kind (Call 911)
Gas leaks/ Gas odor (Call 911)
No electric power in unit
Electrical hazards, sparking outlets
Broken water pipes, flood
No water/ unsafe water
Sewer or toilet blockage
Roof leak
Lock outs
Door or window lock failure
No heat
No hot water
Snow or ice hazard condition
Dangerous structural defects
Inoperable smoke/CO detectors, beeping or chirping

### Normal Maintenance Request Process

Make normal (non-emergency) maintenance requests using the following methods:

METHOD	CONTACT INFO.	TIMES
Text Phone Number		
Call Answering Service		
Call Housing Authority Office	508-867-5891	9.00 am - 4.00 pm, Mon, Tues, Thur, Fri
Submit Online at Website		
Email to Following Email		
Other	774-200-1459	24/7

### Work Order Management

A. DHCD review of this housing authority's operations shows that the authority uses the following system for tracking work orders:

Type of work order system:

Work order classification used:

Emergency	
Vacancy	
Preventative Maintenance	
Routine	
Inspections	
Tenant Requests	

B. We also track deferred maintenance tasks in our work order system.

C. Our work order process includes the following steps:

Step	Description	Checked steps are used by LHA
1	Maintenance Request taken/submitted per the standard procedures listed above for the Emergency Request System and the Normal Maintenance Request Process.	<input checked="" type="checkbox"/>
2	Maintenance Requests logged into the work system	<input checked="" type="checkbox"/>
3	Work Orders generated	<input checked="" type="checkbox"/>
4	Work Orders assigned	<input checked="" type="checkbox"/>
5	Work Orders tracked	<input checked="" type="checkbox"/>
6	Work Orders completed/closed out	<input checked="" type="checkbox"/>
7	Maintenance Reports or Lists generated	<input checked="" type="checkbox"/>

### **Maintenance Plan Narrative**

Following are West Brookfield Housing Authority's answers to questions posed by DHCD.

- A. Narrative Question #1: How would you assess your Maintenance Operations based on feedback you've received from staff, tenants, DHCD's Performance Management Review (PMR) & Agreed Upon Procedures (AUP), and any other sources?

Our maintenance operations are very efficient and they follow all necessary guidelines for work orders.

- B. Narrative Question #2: What changes have you made to maintenance operations in the past year?

Our long term maintenance supervisor retired and we have hired a new one.

- C. Narrative Question #3: What are your maintenance goals for this coming year?

To make sure our new maintenance supervisor continues to follow the standards of our old maintenance supervisor. To complete Capital Improvement projects in a timely manner.

**D. Maintenance Budget Summary**

The budget numbers shown below are for the consolidated budget only. They do not include values from supplemental budgets, if any.

	Total Regular Maintenance Budget	Extraordinary Maintenance Budget
Last Fiscal Year Budget	\$92,642.00	\$12,430.00
Last Fiscal Year Actual Spending	\$88,394.00	\$2,430.00
Current Fiscal Year Budget	\$101,330.00	\$10,000.00

**E. Unit Turnover Summary**

# Turnovers Last Fiscal Year	6
Average time from date vacated to make Unit "Maintenance Ready"	45 days
Average time from date vacated to lease up of unit	46 days

**Attachments**

These items have been prepared by the West Brookfield Housing Authority and appear on the following pages:

Preventive Maintenance Schedule - a table of preventive maintenance items showing specific tasks, who is responsible (staff or vendor), and the month(s) they are scheduled

Deferred Maintenance Schedule - a table of maintenance items which have been deferred due to lack of resources.

**WEST BROOKFIELD HOUSING AUTHORITY  
PREVENTIVE/ROUTINE MAINTENANCE PLAN  
BUILDINGS, GROUNDS, AND EQUIPMENT - 2019**

***DAILY***

1. Tenant requests and non-routine repairs as required
2. Walk grounds and perform visual check. Pick up debris as needed
3. Clean shop, organize tools as needed
4. Complete daily time sheets and log of time

***WEEKLY***

1. Check rest rooms in community building – clean and empty trash as needed
2. Vacuum executive director and assistant offices and empty trash as needed
3. Empty trash receptacles
4. Wash floor in community room/lobby/kitchen as needed
5. Dry mop lobby, vacuum entry rugs, mop community room if needed.
6. Dust all sills and woodwork in community building and offices
7. Vacuum carpet in community room
8. Clean glass doors in community room building and mirrors in rest rooms
9. Complete weekly time card and turn into executive director for review
10. Cut grass weekly in season or as often as needed (April-September)
11. Pick up leaves (September-November)
12. Plow grounds as needed per storm (November-March)

***MONTHLY***

1. Check boiler rooms for temperature, readings, pressure, circulation, condensation
2. Clean boiler rooms as needed
3. Check septic system; open covers, inspect levels, clean filters in tanks
4. Check all building stairwells; clean if required
5. Clean kitchen in community buildings; cabinets, sink, appliances
6. Clean garage; sweep floors, reorganize as needed
7. Wash down equipment; tractor, mower, truck, etc.
8. Service mower/tractor and other equipment as required
9. Make trips to the landfill on Wednesday

***QUARTERLY***

1. Check all buildings for drainage problems, cracks, leaks, etc.
2. Clean hallway walls in all buildings, wash painted surfaces

### ***SEMI-ANNUAL***

1. Treat for insects (May and September)
2. Clean all gutters (April and October)
3. Sweep parking lots (April and October)
4. Inspect all 705 buildings with executive director (December and June)
5. Inspect 689 building with executive director
6. Clean tile floors in community building, apply wax as needed
7. Clean trash sheds (April and September)
8. Check all hallway emergency lights during fire inspections
9. Secure air conditioner after tenant installation when requested (May-June)
10. Unsecure air conditioner when tenant requested (October)
11. Add and remove speed bumps (May and October)
12. Secure and unsecure air conditioners in assistant office and community room
13. Have all septic systems pumped (spring and fall)
14. Check perimeter fencing (May and October)
15. Prune trees and shrubs twice each season (April and October)

### ***ANNUAL***

1. Test/clean smoke detectors in all buildings on inspections as needed
2. Clean light lenses on all exterior porches (May)
3. Clean glass and screens in hallways, stairwells and common areas (May)
4. Fill and patch road surfaces (April/May)
5. Inspect fire and smoke alarm systems, pull stations and heat detectors (December/January)
6. Run and test back-up emergency generator (September)
7. Inspect all 667 units with executive director (April)
8. Check all fire extinguishers with fire service company (July)
9. Powerwash siding on all buildings (to be contracted out – every 2-3 years)
10. Assess inventories of parts/supplies and order as needed
11. Service work truck (October)
12. Service plow (April)
13. Paint lines in parking lots and handicap stamp in development (June)
14. Clean furniture upholstery in community building (June)
15. Clean vinyl fence (July)
16. Inspect boilers and rotate circulating pumps on boilers (October)



Deferred Maintenance should not be confused with Capital Improvement Projects (CIP). Large projects that will fall under our “Formula Funding” are still added to our CIP project list.

Items are added to our Deferred Maintenance List when an existing work order needs to be deferred. Some of the reasons we defer a deficiency are:

1. **Items Best Completed When Unit is Vacant**
  - Anything noticed during an inspection that can and should wait until the unit is vacant would then be added to our Deferred Maintenance Plan and then completed when the unit becomes vacant.
2. **Items that Cannot be Completed Because of the Season**
  - Examples: landscaping and exterior painting. These would be added to our Deferred Maintenance Plan and completed when the season permits.
3. **Lack of Funding**
  - During annual inspection, it was noticed that the common areas needed to be repainted. Because of a severe winter, the operating budget does not have sufficient funds to complete all necessary painting at this time. The work order is moved to the “Deferred Maintenance Plan.” It will be completed as the operating budget permits.
4. **Efficiency – Items can be Grouped Together by Location, Task, or Trade**
  - Example: a contractor is required for several work orders, they are deferred and scheduled to be completed all at once.
5. **Vacancy Crisis**
  - When the housing authority experiences an unusually high vacancy count, low priority work orders will be moved to the deferred list to allow vacancies to be turned over.
6. **Organizational and Upkeep Tasks**
  - Any tasks that occur infrequently enough that they don’t fall under the category of routine work orders; painting offices or common areas, etc.

The Deferred Maintenance Plan will include the following information for each item: Work order number, date added, item description, site location or unit number, reason deferred, materials needed, target completion date, closed date, and other comments.

The Deferred Maintenance List will be reviewed and prioritized weekly. **Updated April 2019**



**Operating Budget**

The tables on the following pages show the approved budget and actual income and spending per budget account (row) for the fiscal year ending 12/31/2022. It also shows the approved budget for the current year (2023) if there is one, and the percent change from last year's spending to this year's approved budget. The final column shows the current approved amount for each account divided by the number of housing units and by 12 months to show the amount per unit per month (PUM). The chart does not show a draft budget for the coming fiscal year as that will typically be developed in the final month of the fiscal year.

The budget format and accounts are mandated by the Department of Housing and Community Development (DHCD). For a better understanding of the accounts and discussion of special situations see the notes following the budget tables and the "Definitions of Accounts" at the end of this section.

The LHA maintains a consolidated budget (400-1) for all state-aided 667 (Elderly), 200 (family), and 705 (scattered site family) developments owned by the LHA. It does not maintain separate budgets for each development.

**Operating Reserve**

The LHA's operating reserve is the amount of funds that an LHA sets aside to sustain itself during lean years, or to remedy urgent health and safety concern or address deferred maintenance items. In addition, while DHCD approves a fixed non-utility operating budget level for every LHA (called the Allowable Non-Utility Expense Level, or ANUEL), LHAs can propose a budget that exceeds that level, with the additional cost to be funded from the Operating Reserve, as long as the reserve will still remain above the minimum threshold set by DHCD.

DHCD defines a full (100%) Operating Reserve (OR) amount to be equal to one-half of the previous year's operating expenses and requires LHAs to maintain a minimum OR of 35% of this amount to cover any unplanned but urgent needs that may arise during the year and that can't be funded by the operating budget. If the reserve is between 20% and 35% of the full level, the LHA must obtain prior written approval from DHCD to spend reserve funds, unless the expense is to resolve a health and safety issue. If the reserve is below the 20% level, the LHA can only spend OR funds on health and safety issues. In both cases, the LHA should address the health and safety issue immediately but must retroactively inform DHCD and obtain its approval.

The West Brookfield Housing Authority operating reserve at the end of fiscal year 2022 was \$128,442.00, which is 91.1% of the full reserve amount defined above.

Consolidated Budget (400-1) for all state-aided 667 (Elderly), 200 (family), and 705 (scattered site family) developments owned by West Brookfield Housing Authority.						
<b>REVENUE</b>						
Account Number	Account Class	2022 Approved Revenue Budget	2022 Actual Amounts Received	2023 Approved Revenue Budget	% Change from 2022 Actual to 2023 Budget	2023 Dollars Budgeted per Unit per Month
3110	Shelter Rent - Tenants	\$255,000.00	\$264,217.00	\$255,000.00	-3.5%	\$461.96
3111	Shelter Rent - Tenants - Fraud/Retroactive	\$0.00	\$0.00	\$0.00	0%	\$0.00
3115	Shelter Rent - Federal Section 8	\$0.00	\$0.00	\$0.00	0%	\$0.00
3190	Nondwelling Rentals	\$0.00	\$0.00	\$0.00	0%	\$0.00
3400	Administrative Fee - MRVP	\$0.00	\$0.00	\$0.00	0%	\$0.00
3610	Interest on Investments - Unrestricted	\$150.00	\$1,187.00	\$150.00	-87.4%	\$0.27
3611	Interest on Investments - Restricted	\$0.00	\$0.00	\$0.00	0%	\$0.00
3690	Other Revenue	\$21,500.00	\$19,915.00	\$21,500.00	8%	\$38.95
3691	Other Revenue - Retained	\$5,400.00	\$7,146.00	\$5,400.00	-24.4%	\$9.78
3692	Other Revenue - Operating Reserves	\$0.00	\$0.00	\$3,736.00	100%	\$6.77
3693	Other Revenue - Energy Net Meter	\$4,200.00	\$5,840.00	\$4,200.00	-28.1%	\$7.61
3801	Operating Subsidy - DHCD (4001)	\$11,396.00	\$2,430.00	\$27,134.00	1016.6%	\$49.16
3802	Operating Subsidy - MRVP Landlords	\$0.00	\$0.00	\$0.00	0%	\$0.00
3803	Restricted Grants Received	\$0.00	\$0.00	\$0.00	0%	\$0.00
3920	Gain/Loss From Sale/Disp. of Prop.	\$0.00	\$0.00	\$0.00	0%	\$0.00
3000	TOTAL REVENUE	\$297,646.00	\$300,735.00	\$317,120.00	5.4%	\$574.49

Consolidated Budget (400-1) for all state-aided 667 (Elderly), 200 (family), and 705 (scattered site family) developments owned by West Brookfield Housing Authority.						
<b>EXPENSES</b>						
Account Number	Account Class	2022 Approved Expense Budget	2022 Actual Amounts Spent	2023 Approved Expense Budget	% Change from 2022 Actual to 2023 Budget.	2023 Dollars Budgeted per Unit per Month
4110	Administrative Salaries	\$39,987.00	\$38,548.00	\$45,933.00	19.2%	\$83.21
4120	Compensated Absences	\$0.00	\$2,118.00	\$0.00	-100%	\$0.00
4130	Legal	\$3,500.00	\$0.00	\$3,500.00	100%	\$6.34
4140	Members Compensation	\$0.00	\$0.00	\$0.00	0%	\$0.00
4150	Travel & Related Expenses	\$2,446.00	\$1,304.00	\$2,446.00	87.6%	\$4.43
4170	Accounting Services	\$6,192.00	\$6,192.00	\$6,504.00	5%	\$11.78
4171	Audit Costs	\$3,780.00	\$3,780.00	\$4,500.00	19%	\$8.15
4180	Penalties & Interest	\$0.00	\$0.00	\$0.00	0%	\$0.00
4190	Administrative Other	\$13,032.00	\$10,068.00	\$13,032.00	29.4%	\$23.61
4191	Tenant Organization	\$250.00	\$0.00	\$250.00	100%	\$0.45
4100	TOTAL ADMINISTRATION	\$69,187.00	\$62,010.00	\$76,165.00	22.8%	\$137.98
4310	Water	\$16,500.00	\$14,128.00	\$16,500.00	16.8%	\$29.89
4320	Electricity	\$7,865.00	\$10,736.00	\$7,865.00	-26.7%	\$14.25
4330	Gas	\$18,000.00	\$15,735.00	\$18,000.00	14.4%	\$32.61
4340	Fuel	\$0.00	\$0.00	\$0.00	0%	\$0.00
4360	Net Meter Utility Debit/Energy Conservation	\$16,680.00	\$17,520.00	\$16,680.00	-4.8%	\$30.22
4390	Other	\$24,600.00	\$25,681.00	\$24,600.00	-4.2%	\$44.57
4391	Solar Operator Costs	\$12,500.00	\$14,613.00	\$12,500.00	-14.5%	\$22.64
4392	Net Meter Utility Credit (Negative Amount)	\$-8,200.00	\$-11,680.00	\$-8,200.00	-29.8%	\$-14.86
4300	TOTAL UTILITIES	\$87,945.00	\$86,733.00	\$87,945.00	1.4%	\$159.32

Consolidated Budget (400-1) for all state-aided 667 (Elderly), 200 (family), and 705 (scattered site family) developments owned by West Brookfield Housing Authority.						
<b>EXPENSES</b>						
Account Number	Account Class	2022 Approved Expense Budget	2022 Actual Amounts Spent	2023 Approved Expense Budget	% Change from 2022 Actual to 2023 Budget	2023 Dollars Budgeted per Unit per Month
4410	Maintenance Labor	\$50,201.00	\$52,920.00	\$51,315.00	-3%	\$92.96
4420	Materials & Supplies	\$13,800.00	\$6,211.00	\$14,215.00	128.9%	\$25.75
4430	Contract Costs	\$28,641.00	\$29,263.00	\$35,800.00	22.3%	\$64.86
4400	TOTAL MAINTENANCE	\$92,642.00	\$88,394.00	\$101,330.00	14.6%	\$183.57
4510	Insurance	\$12,204.00	\$7,831.00	\$12,449.00	59%	\$22.55
4520	Payment in Lieu of Taxes	\$3,000.00	\$2,760.00	\$3,000.00	8.7%	\$5.43
4540	Employee Benefits	\$32,168.00	\$31,663.00	\$36,231.00	14.4%	\$65.64
4541	Employee Benefits - GASB 45	\$0.00	\$-3,431.00	\$0.00	-100%	\$0.00
4542	Pension Expense - GASB 68	\$0.00	\$0.00	\$0.00	0%	\$0.00
4570	Collection Loss	\$500.00	\$288.00	\$500.00	73.6%	\$0.91
4571	Collection Loss - Fraud/Retroactive	\$0.00	\$0.00	\$0.00	0%	\$0.00
4580	Interest Expense	\$0.00	\$0.00	\$0.00	0%	\$0.00
4590	Other General Expense	\$0.00	\$0.00	\$0.00	0%	\$0.00
4500	TOTAL GENERAL EXPENSES	\$47,872.00	\$39,111.00	\$52,180.00	33.4%	\$94.53
4610	Extraordinary Maintenance	\$12,430.00	\$2,430.00	\$10,000.00	311.5%	\$18.12
4611	Equipment Purchases - Non Capitalized	\$0.00	\$0.00	\$0.00	0%	\$0.00
4612	Restricted Reserve Expenditures	\$0.00	\$0.00	\$0.00	0%	\$0.00
4715	Housing Assistance Payments	\$0.00	\$0.00	\$0.00	0%	\$0.00
4801	Depreciation Expense	\$0.00	\$118,031.00	\$0.00	-100%	\$0.00
4600	TOTAL OTHER EXPENSES	\$12,430.00	\$120,461.00	\$10,000.00	-91.7%	\$18.12
4000	TOTAL EXPENSES	\$310,076.00	\$396,709.00	\$327,620.00	-17.4%	\$593.51

Consolidated Budget (400-1) for all state-aided 667 (Elderly), 200 (family), and 705 (scattered site family) developments owned by West Brookfield Housing Authority.						
<b>SUMMARY</b>						
Account Number	Account Class	2022 Approved Budget	2022 Actual Amounts	2023 Approved Budget	% Change from 2022 Actual to 2023 Budget	2023 Dollars Budgeted per Unit per Month
3000	TOTAL REVENUE	\$297,646.00	\$300,735.00	\$317,120.00	5.4%	\$574.49
4000	TOTAL EXPENSES	\$310,076.00	\$396,709.00	\$327,620.00	-17.4%	\$593.51
2700	NET INCOME (DEFICIT)	\$-12,430.00	\$-95,974.00	\$-10,500.00	-89.1%	\$-19.02
7520	Replacements of Equip. - Capitalized	\$0.00	\$0.00	\$6,100.00	100%	\$11.05
7540	Betterments & Additions - Capitalized	\$0.00	\$0.00	\$0.00	0%	\$0.00
7500	TOTAL NONOPERATING EXPENDITURES	\$0.00	\$0.00	\$6,100.00	100%	\$11.05
7600	EXCESS REVENUE OVER EXPENSES	\$-12,430.00	\$-95,974.00	\$-16,600.00	-82.7%	\$-30.07

## Explanation of Budget Accounts

The following explains how each of the line items is to be prepared.

3110: Shelter Rent: The shelter rent projection should be based on the current rent roll plus anticipated changes expected from annual rent re-determinations or as a result of regulatory amendments.

3111: Shelter Rent – Tenants - Fraud/Retroactive: This account should be used for the reporting of total rent receipts from residents due to unreported income. These are often called fraud or retroactive balances. In cases where deficit LHAs discover, pursue cases, and have entered into a written fraud/retroactive re-payment agreement **with a present or former tenant who did not report income**, the LHA will be allowed to retain two-thirds of the funds recovered. One third of the total dollar amount recovered should be included in the LHA's quarterly or year-end Operating Statement as Shelter Rent, account #3111, and two-thirds of this total dollar amount should be included in Other Revenue-Retained, account #3691.

3115: Shelter Rent - Section 8: This account applies only to those developments receiving support through the federal government's Housing and Urban Development (HUD) Section 8 New Construction and/or Substantial Rehab Programs.

3190: Non-Dwelling Rental: This account should be credited with the rents, other than tenants rents reported in line 3110 and 3115, including charges for utilities and equipment, billed to lessees of non-dwelling facilities as well as apartments rented for non-dwelling purposes, such as social service programs.

3400: Administrative Fee- MRVP/AHVP: This account should be credited with Administrative Fees to be received for the MRVP/AHVP Program. The MRVP/AHVP administrative fee is \$50.00 per unit per month, as of July 1, 2020.

3610: Interest on Investments – Unrestricted: This account should be credited with interest earned on unrestricted administrative fund investments.

3611: Interest on Investments – Restricted: This account should be credited with interest earned on restricted administrative fund investments. For example, an LHA may receive a grant whose use is restricted to a specific purpose, and the interest income earned on that grant may also be restricted to the same purpose.

3690: Other Operating Revenues: This account should be credited with income from the operation of the project that cannot be otherwise classified. Income credits to this account include, but are not limited to, penalties for delinquent payments, rental of equipment, charges for use of community space, charges to other projects or programs for the use of central office management and maintenance space, commissions and profits from vending machines, including washing machines, and certain charges to residents for additional services, materials, and/or repairs of damage caused by neglect or abuse in accordance with the Department's regulations on lease provisions..

3691: Other Revenue – Retained: This account should be credited with certain miscellaneous revenue to be retained by the LHA, and which is not used to reduce the amount of operating subsidy the LHA is due. The most common examples for this account is receipts for the rental of roof antennas to cell phone providers and net meter credits earned on electricity bills from Net Meter Power Purchase Agreements (PPA's). Generally, surplus LHAs may retain 100% of these savings and deficit LHAs may retain 25% of the savings, with

the 75% balance used to offset its need for operating subsidy. However, for the period 7/1/16 through 6/30/20, all deficit LHAs may keep 100% of the net meter credit savings, while they can keep 50% effective 7/1/2020.

3692: Other Revenue - Operating Reserves: This account should be credited with funds that LHAs plan to utilize from their operating reserve accounts in excess of the Allowable Non-Utility Expense Level (ANUEL). To be approvable, LHA must maintain the DHCD prescribed operating reserve minimum level after deducting the amount budgeted. The only exception to this is when the expenses are for health and safety issues.

3693: Other Revenue – Net Meter: This account should normally be credited with 75% of the total net meter credit savings realized by a deficit LHA, while surplus LHAs with net meter credit savings would enter \$0 here. Savings are calculated as the value of the net meter credits appearing on the LHA’s electric bills (or, in some cases, paid in cash to the LHA by their utility company), minus the cost of the payments made to the solar power developer under their Power Purchase Agreement (PPA). Deficit LHAs normally may retain 25% of the savings. That amount should be included as Other Revenue – Retained on line #3691. However, please note that for the period 7/1/16 through 6/30/20 all LHAs may retain 100% of their total net meter credit savings, and should report those savings as Other Revenue – Retained on line #3691. LHAs can keep 50% of savings effective 7/1/2020.

3801: Operating Subsidy – DHCD (400-1): This account represents all state-funded operating subsidy to be received and or to be earned for the fiscal year. At the end of each fiscal year, this account will be adjusted in the operating statement to equal the actual subsidy earned by the LHA.

3802: Operating Subsidy – MRVP/AHVP Landlords:

The credit balance in this account represents the anticipated total receipts from DHCD during the fiscal year for housing assistance payments to landlords. At the end of each fiscal year this account will be adjusted to equal the actual subsidy earned.

3920: Gain/Loss from Sale or Disposition of Property (Capitalized or Non-Capitalized): The debit or credit balance of this account represents the following items: a) Cash proceeds from the sale of property that was either: 1) non-capitalized; or 2) capitalized and has been fully depreciated, and b) Realized gain or loss from the sale or disposition of capitalized property that has not been fully depreciated.

4110: Administrative Salaries: This account should be charged with the gross salaries of LHA personnel engaged in administrative duties and in the supervision, planning, and direction of maintenance activities and operating services during the operations period. It should include the salaries of the executive director, assistant executive director, accountants, accounting clerks, clerks, secretaries, project managers, management aides, purchasing agents, engineers, draftsmen, maintenance superintendents, and all other employees assigned to administrative duties.

4120: Compensated Absences: The debit balance in this account represents the actual cost incurred during the fiscal year for vacation, paid holidays, vested sick leave and earned compensatory time. This account includes both the direct compensated absences cost and associated employer payroll expenses (employment taxes, pension cost, etc.).

4130: Legal Expense: This account should be charged with retainers and fees paid to attorneys for legal services relating to the operation of the projects.

4140: Compensation to Authority Members: A local authority may compensate its members for performance of their duties and such other services as they may render to the authority in connection with its Chapter 200 development(s). Compensation for any other program is not authorized. Because of this, LHAs must base such compensation only on the actual rent receipts for these developments plus a prorated share of other operating receipts of funds on a per unit basis. The precise amount that members may be compensated is defined by statute to a maximum of \$40 per member per day, and \$50 for the chairperson per day. The total of all compensation to all board members is not to exceed two percent (2%) of actual gross income of Chapter 200 developments in any given year, consistent with the approved budget amount. In no case shall the payment of compensation exceed \$12,500 annually for the chairperson, or \$10,000 for any member other than the chairperson. Please note the statute requires the member to perform housing authority business in order to receive compensation.

4150: Travel and Related Expense: Legitimate travel expenses incurred by board members and staff in the discharge of their duties for any **state-aided program** are reimbursable from this account, as consistent with Department policy.

4170: Contractual Accounting Services: Fees for accounting services that are provided routinely and are contracted for on an annual basis. Only accounting services performed on a contractual basis (fee accountant) should be included in this item. Full or part-time LHA accounting staff that provides routine accounting services should be included in Account 4110, Administrative Salaries.

4171: Audit Costs: This account includes the state program's prorated share of audit fees paid to an Independent Public Accountant (IPA). The procurement of an IPA is necessary to satisfy the Federal Government's audit requirements. Costs for these services should be shared with all state and federal programs of LHA. **Audit costs are to be absorbed within the ANUEL.** The new Agreed Upon procedures (AUP) audit costs for state-assisted public housing programs should also be included in this account.

4180: Penalties and Interest: Any expenses incurred from penalties, fees, and interest paid on delinquent accounts shall be included in this line item.

4190: Administrative Other: This account is provided for recording the cost of administrative items for which no specific amount is prescribed in this 4100 group of accounts. It includes, but is not limited to, the cost of such items as: reports and accounting forms; stationery and other office supplies; postage; telephone services; messenger service; rental of office space; advertising for bids; publications; membership dues; collection agency & court costs, training costs; management fees, and fiscal agent fees.

4191: Tenant Organization: LTO Funding by the LHA. Upon request the LHA shall fund all LTOs in a city or town at the annual rate of \$6.00 per state-aided public housing unit occupied or available for occupancy by residents represented by such LTO(s) or an annual total of \$500.00 prorated among all such LTO(s), whichever is more. For more information on the creation and funding of LTOs see 760 CMR 6.09.

Authorities which operate computer learning centers, which are funded by the state consolidated budget or by other sources (which are typically recorded in line #3691 as "Other Revenue Retained", should budget the cost of the centers on this line.



4310: Water: This account should be charged with the cost of water and sewer charges purchased for all purposes.

4320: Electricity: This account should be charged with the total cost of electricity purchased for all purposes. Many LHAs have entered into Net Meter Credit Power Purchase Agreements (PPA's). In these deals, an LHA executes a contract with a solar power developer who constructs and owns an off- site solar electricity-generating site. In exchange for contracting to purchase a percentage of the solar power produced, the LHA receives a credit on its utility electric bill for each KWH purchased or in some cases receives a direct cash payment from their utility company. Please ensure that the amount charged to this account is the total cost of electricity BEFORE any reductions due to the receipt of net meter credits.

4330: Gas: This account should be charged with the cost of gas (natural, artificial, or liquefied) purchased for all purposes.

4340: Fuel: This account should be charged with the cost of coal, fuel oil, steam purchased, and any other fuels (except electricity and gas) used in connection with Local Housing Authority operation of plants for the heating of space or water supplied to tenants as a part of rent.

4360: Net Meter Utility Debit/Energy Conservation: This account is to be charged with costs incurred for energy conservation measures.

4390: Other Utilities: This account should be charged with the cost of utilities which are not provided for in accounts 4310 through 4360. In addition, for all quarterly or year-end operating statements 9/30/20 or later, and all budgets 6/30/21 or later, please use this line to record the total net meter credits earned as reported in Line 4392, MINUS the Solar Operator Costs reported in Line 4391, with the result expressed as a positive number. For example, if you reported -\$20,000 in Net Meter Utility Credits in Line 4392 and \$15,000 in Solar Operator Costs in Line 4391, you would subtract the \$15,000 reported on Line 4391 from the -\$20,000 reported on Line 4392, and post the remainder of \$5,000 on Line 4360, as a positive number. This number essentially represents the "net" savings the LHA earned from its net meter credit contract.

4391: Solar Operator Costs: Many LHAs have entered into Net Meter Credit Power Purchase Agreements (PPA's). In these deals, an LHA executes a contract with a solar power developer who constructs and owns an off-site solar electricity-generating site. The LHA makes regular (usually monthly) payments to the developer for its contracted share of the solar electricity produced by the site. Those payments should be entered in this account.

4392: Net Meter Utility Credit (Negative Amount): As noted in account #4391 above, many LHAs have executed Net Meter Credit Power Purchase Agreements (PPA's). In exchange for contracting to purchase a percentage of the solar power produced, the LHA receives a credit on its utility electric bill for each KWH purchased from the developer, which reduces the balance on its electric bill, or, in some cases, the credits are paid in cash to the LHA by the utility company. The total gross amount of the net meter credits that appear on the LHA's utility bills should be carried in this account and entered as a negative number. In cases where credits are paid in cash to the Host LHA, the net balance after paying out the amounts due the participating housing authorities, should also be carried in this account and entered as a negative number.

4410: Maintenance Labor: This account should be charged with the gross salaries and wages, or applicable portions thereof, for LHA personnel engaged in the routine maintenance of the project.

4420: Materials & Supplies: This account should be charged with the cost of materials, supplies, and expendable equipment used in connection with the routine maintenance of the project. This includes the operation and maintenance of automotive and other movable equipment, and the cost of materials, supplies, and expendable equipment used in connection with operating services such as janitorial services, elevator services, extermination of rodents and household pests, and rubbish and garbage collection.

4430: Contract Costs: This account should be charged with contract costs (i.e. the cost of services for labor, materials, and supplies furnished by a firm or by persons other than Local Authority employees) incurred in connection with the routine maintenance of the project, including the maintenance of automotive and other movable equipment. This account should also be charged with contract costs incurred in connection with such operating services as janitorial services, fire alarm and elevator service, extermination of rodents and household pests, rubbish and garbage collection, snow removal, landscape services, oil burner maintenance, etc.

4510: Insurance: Includes the total amount of premiums charged all forms of insurance. Fire and extended coverage, crime, and general liability are handled by DHCD on a statewide basis. All other necessary insurance policies include: Workers' Compensation, boiler, vehicle liability and owner, etc.

4520: Payments in Lieu of Taxes:

This account should be charged with all payments in lieu of taxes accruing to a municipality or other local taxing body.

4540: Employee Benefits: This account should be charged with local housing authority contributions to employee benefit plans such as pension, retirement, and health and welfare plans. It should also be charged with administrative expenses paid to the State or other public agencies in connection with a retirement plan, if such payment is required by State Law, and with Trustee's fees paid in connection with a private retirement plan, if such payment is required under the retirement plan contract.

Employee benefits are based upon a given percentage of the total payroll; therefore, the total amount approved in this account will be based on the approved budgeted salaries representing the state's fair share.

4541: Employee Benefits - GASB 45: This line covers "Other Post-Employment Benefits" (OPEB). Of the total benefits offered by employers to attract and retain qualified employees, some benefits, including salaries and active-employee healthcare are taken while the employees are in active service, whereas other benefits, including post-employment healthcare and other OPEB are taken after the employees' services have ended. Nevertheless, both types of benefits constitute compensation for employee services. In accordance with required accounting practices, this amount is not projected in the budget (and is therefore blank) but the estimated future costs of this item is carried in the operating statement.

4542: Pension Expense – GASB 68: The primary objective of GASB 68 Statement is to improve accounting and financial reporting for pension costs. It also improves information provided by state and local governmental employers about financial support for pensions that is provided by other entities. As with account 4541 above, in accordance with required accounting practices, this amount is not projected in the budget (and is therefore blank) but the estimated future costs of this item is carried in the operating statement.

4570: Collection Loss: The balance in this account represents the estimated expense to cover unexpected losses for tenant rents. Note: Do not include losses from fraud/retroactive balances here. Report them in Account 4571 – Collection Loss – Fraud/Retroactive.

4571: Collection Loss – Fraud/Retroactive: The balance in this account represents the estimated expense to cover unexpected losses for tenant rents due to unreported income, i.e. fraud/retroactive balances.

4580: Interest Expense: The debit balance in this account represents the interest expense paid and accrued on loans and notes payable. This debt can be from operating borrowings or capital borrowings.

4590: Other General Expense: This account represents the cost of all items of general expenses for which no specific account is prescribed in the general group of accounts.

4610: Extraordinary Maintenance – Non-Capitalized: This account should be debited with all *costs* (labor, materials and supplies, expendable equipment (such as many tools or routine repair parts), and contract work) of repairs, replacements (but not replacements of non-expendable equipment), and rehabilitation of such a substantial nature that the work is clearly not a part of the routine maintenance and operating program. The items charged to this account should not increase the useful life or value of the asset being repaired. These items are not capitalized and are not added as an increase to fixed assets at the time of completion. Nor are these items depreciated. An example of this would be scheduled repainting of apartments.

4611: Equipment Purchases – Non-Capitalized: This account should be debited with the costs of equipment that does not meet the LHA's criteria for capitalization. Because these items are being expended when paid, they should not be categorized as a fixed asset and therefore will not be depreciated. These items include stoves, refrigerators, small tools, most computers and software, etc.

The budget is a planning tool and as our portfolio ages it is essential that LHAs evaluate their properties annually and plan for extraordinary maintenance. To that end DHCD very strongly recommends that for all 400-1 operating budgets, depending on the age of the portfolio and condition, LHAs spend between \$100 and \$500 a year per unit in Extraordinary Maintenance, Equipment Purchases, Replacement of Equipment, and Betterments & Additions to ensure that the aging public housing stock is preserved.

4715: Housing Assistance Payments: This account should be debited with all housing assistance payments paid to landlords for the MRVP program on a monthly basis.

4801: Depreciation Expense: This account should be debited with annual fixed asset depreciation expenses as determined by the LHA's capitalization policy.

7520: Replacement of Equipment – Capitalized: This account should be debited with the acquisition cost (only the net cash amount) of non-expendable equipment purchased as a replacement of equipment of substantially the same kind. These items, such as vehicles, computers, or furniture, meet the LHA's criteria for capitalization and will also be added to fixed assets and therefore depreciated over the useful life.

7540: Betterments & Additions – Capitalized: This account should be debited with the acquisition cost (only the net cash amount) of non-expendable equipment and major non-routine repairs that are classified as a betterment or addition. These items meet the LHA's criteria for capitalization and will also be added to fixed

assets and therefore depreciated over the useful life of the asset. Examples are: major roof replacement, structural repairs such as siding, or major paving work.

In accordance with GAAP accounting, inventory purchases (Replacement of Equipment and Betterments & Additions) are distinguished between capitalized and non-capitalized items. Any inventory or equipment purchase greater than \$5,000 is required by DHCD to be capitalized, inventoried and depreciated. Any inventory or equipment purchase costing \$1,000 to \$4,999 should be inventoried by LHA staff for control purposes only but is not subject to capitalization or depreciation, it is, however, required to be expensed when the items are paid for. An LHA's inventory listing should include both capitalized and non-capitalized items of \$1,000 and more, as well as all refrigerators and stoves of any value. All items that appear on the inventory listing should be tagged with a unique identification number, and all refrigerators and stoves (regardless of value) should be tagged. LHAs may adopt a capitalization policy that capitalizes inventory purchases at a lesser amount than the \$5,000 requirement (i.e. \$1,000 - \$4,999); however, no capitalization policy can have an amount higher than \$5,000. Any inventory or equipment purchases costing \$0 to \$999 are to be expensed when paid for.

### Narrative Responses to the Performance Management Review (PMR) Findings

The Performance Management Review conducted by the Department of Housing and Community Development (DHCD) for the 2022 LHA fiscal year resulted in the following ratings. Criteria which received a 'Corrective Action' rating show both a reason for the rating and a response by the LHA. The reason indicates West Brookfield Housing Authority's understanding of why they received the rating, while the responses describe their goals and the means by which they will meet or improve upon the performance-based assessment standards established by DHCD in the PMR. When the PMR rating is 'Operational Guidance', the LHA may have responded, but was not required to.

#### **Category: Management**

Criterion: Occupancy Rate - the percentage of units that are occupied on monthly report.

Rating: No Findings

Criterion: Tenant Accounts Receivable (TAR) - the percentage of uncollected rent and related charges owed by tenants to the local housing authority (LHA), out of the total amount of rent and related costs charged to tenants.

Rating: Corrective Action

Reason: We forgot to certify the TAR reports

Response: We will be more attentive to make sure we do this in a timely manner.

Criterion: Certifications and Reporting Submissions - timely submission of statements and certifications

Rating: Operational Guidance

Criterion: Completion of mandatory online board member training

Rating: Operational Guidance

Criterion: Annual Plan Submitted - Annual Plan (AP) submitted on time

Rating: No Findings

Criterion: Staff completed relevant certifications or trainings

Rating: No Findings

#### **Category: Financial**

Criterion: Adjusted Net Income - a measure of overspending or underspending.

Rating: No Findings

Criterion: Current Operating Reserve as a percentage of total maximum reserve level.

Rating: No Findings

#### **Category: Capital Planning**

Criterion: Timely spending of capital funds awarded under the Formula Funding program

Rating: Operational Guidance

**Category: CHAMP**

Criterion: Paper applications are available, received and entered into CHAMP

Rating: No Findings

Criterion: Vacancies are recorded correctly and occupied using CHAMP

Rating: Operational Guidance

**Category: Facility Management - Inspection Standards and Practices**

Criterion: 100% of units inspected during FYE under review

Rating: No Findings

Criterion: Unit inspection reports create, track, and report work orders for inspection repairs, and inspection WOs completed within 30 days or add to DM / CIP

Rating: No Findings

Criterion: Unit inspection reports accurately reflect necessary repairs

Rating: Operational Guidance

**Category: Facility Management - Vacancy Turnover Standards and Practices**

Criterion: Work orders created for every vacancy and completed within 30 days (or waiver requested)

Rating: No Findings

Criterion: Vacancy turnover work orders accurately reflect necessary repairs

Rating: No Findings

**Category: Facility Management - Preventive Maintenance Standards and Practices**

Criterion: LHA Preventive Maintenance Plan accurately reflects all necessary work to maximize life of LHA components

Rating: No Findings

**Category: Facility Management - Work Order Types and Systems**

Criterion: All emergency work orders are created, tracked, reported and completed within 48 hours

Rating: No Findings

Criterion: All requested work orders are created, tracked, reported and completed within 14 days or added to DM/CIP

Rating: No Findings

## Explanation of PMR Criteria Ratings

CRITERION	DESCRIPTION
<b>Management</b>	
Occupancy Rate	<p>The rating is calculated using the following formula: (Total Number of Occupied units on Monthly Report divided by (Total Number of Units Minus Units that Received a Waiver Minus Number of Units Vacant less than 30 days on Monthly Report)</p> <ul style="list-style-type: none"> <li>• “No Findings” : Occupancy Rate is at or above 98%</li> <li>• Operational Guidance: Occupancy rate is at 95% up to 97.9%</li> <li>• Corrective Action: Adjusted occupancy rate is less than 95%</li> </ul>
Tenant Accounts Receivable (TAR)	<p>This criterion calculates the percentage of uncollected rent and related charges owed by starting with the amount reported by the LHA, as uncollected balances for the TAR (Account 1122 from the Balance Sheet) minus Normal Repayment Agreements* divided by Shelter (Tenant) Rent (account 3110 from the Operating Statement)</p> <ul style="list-style-type: none"> <li>• “No Findings” : At or below 2%</li> <li>• “Operational Guidance”: More than 2% , but less than 5%</li> <li>• “Corrective Action”: 5% or more</li> </ul>
Certifications and Reporting Submissions	<p>Housing authorities are required to submit 4 quarterly vacancy certifications by end of the month following quarter end; 4 quarterly operating statements and 4 Tenant Accounts Receivable (TAR) reports within 60 days of quarter end.</p> <ul style="list-style-type: none"> <li>• “No Findings”: At least 11 of the required 12 reports were submitted and at least 9 were submitted on time.</li> <li>• “Operational Guidance”: Less than 11 of the required 12 reports were submitted and/or less than 9 were submitted on time.</li> </ul>
Board Member Training	<p>Percentage of board members that have completed the mandatory online board member training.</p> <ul style="list-style-type: none"> <li>• “No Findings” : 80% or more completed training</li> <li>• “Operational Guidance” : 60-79.9% completed training</li> <li>• “Corrective Action” : &lt;60 % completed training</li> </ul>
Staff Certifications and Training	<p>Each LHA must have at least one staff member complete a relevant certification or training During the fiscal year. The number of required trainings varies by LHA size.</p> <ul style="list-style-type: none"> <li>• No Findings: LHAs completed the required number of trainings</li> <li>Corrective Action: LHAs have not completed any trainings</li> </ul>
Annual Plan (AP) Submitted	<p>Housing authorities are required to submit an annual plan every year.</p> <ul style="list-style-type: none"> <li>• “No Findings” =Submitted on time</li> <li>• “Operational Guidance” =Up to 45 days late</li> <li>• “Corrective Action” =More than 45 days late</li> </ul>

CRITERION	DESCRIPTION
<b>CHAMP</b>	
Paper applications	<p>Paper applications are available, received and entered into CHAMP</p> <ul style="list-style-type: none"> <li>• No Findings: Paper applications are available; And paper applications are date and time stamped correctly; And 90% of new paper applications are entered into CHAMP within 15 calendar days of date/time stamp; And 2% or less of new paper applications are entered more than 30 days after date/time stamp</li> <li>• Operational Guidance: Paper applications are available; And paper applications are date and time stamped and entered correctly; And 75% - 89% of new paper applications are entered into CHAMP within 15 calendar days; And 3% - 5% of new paper applications are entered more than 30 days after date/time stamp</li> </ul> <p>Corrective Action: Paper applications are not available; Or the LHA has failed to date and time stamp paper applications and/or failed to enter them correctly; Or Less than 75% of new paper applications are entered into CHAMP within 15 calendar days of date/time stamp; Or more than 5% of new paper applications are entered more than 30 days after date/time stamp</p>
Vacancies occupied using CHAMP	<p>Vacancies are recorded correctly and occupied using CHAMP</p> <ul style="list-style-type: none"> <li>• No Findings: All vacancies during the fiscal year are recorded in DHCD's Housing Applications Vacancy System within 30 days; And the housed Applicant ID and Pull List ID match between DHCD's Housing Applications Vacancy System and CHAMP for unit occupied during the fiscal year, excluding administrative transfers; And 25% or less of occupied units have data entry errors</li> <li>• Operational Guidance: All vacancies during the fiscal year are recorded in DHCD's Housing Applications Vacancy System, all vacancies are not recorded within 30 days; Or the Housed Applicant ID and Pull List ID match between DHCD's Housing Applications Vacancy System and CHAMP for units occupied during the fiscal year, excluding administrative transfers; And greater than 25% of occupied units have data entry errors</li> <li>• Corrective Action: All vacancies during the fiscal year are not recorded in DHCD's Housing Applications Vacancy System; Or the Housed Applicant ID and Pull List ID do not match (or data is missing) between DHCD's Housing Applications Vacancy System and CHAMP for units occupied during the fiscal year, excluding administrative transfers</li> </ul>



CRITERION	DESCRIPTION
<b>Financial</b>	
Adjusted Net Income	<p>The Adjusted Net Income criterion calculation starts with an LHA's Net Income and subtracts Depreciation, GASB 45 (Retirement Costs), GASB 68 (Retirement Costs), Extraordinary Maintenance (maintenance expense outside of routine/ordinary expenses), and Equipment Purchases – Non Capitalized. This Adjusted Net Income amount is then divided by the Total Expenses of the LHA. If this Adjusted Net Income amount is positive, it means underspending and if it is negative it means overspending.</p> <p>Underspending Rating:</p> <ul style="list-style-type: none"> <li>• “No Findings” : 0 to 9.9%</li> <li>• “Operational Guidance”: 10 to 14.9%</li> <li>• “Corrective Action”: 15% or higher</li> </ul> <p>Overspending Rating:</p> <ul style="list-style-type: none"> <li>• “No Findings” : 0 to -4.9%</li> <li>• “Operational Guidance”: -5% to -9.9%</li> <li>• “Corrective Action”: -10% or below</li> </ul>
Operating Reserves	<p>Current Operating Reserve as a percentage of total maximum reserve level. Appropriate reserve level is buffer against any unforeseen events or expenditures.</p> <ul style="list-style-type: none"> <li>• “No Findings” :35%+ of maximum operating reserve</li> <li>• “Operational Guidance”: 20% to 34.9% of maximum operating reserve</li> <li>• “Corrective Action”: &lt;20% of maximum operating reserve</li> </ul>
<b>Capital Planning</b>	
Capital Spending	<p>Under the Formula Funding Program (FF), authorities receive undesignated funds to spend on projects in their Capital Improvement Plan. They are rated on the percentage of available funds they have spent over a three-year period</p> <ul style="list-style-type: none"> <li>• “No Findings” = at least 80%</li> <li>• “Operational Guidance” = At least 50%</li> <li>• “Corrective Action” = Less than 50%</li> </ul>

CRITERION	DESCRIPTION
<b>Health &amp; Safety</b>	
Health & safety violations	DHCD has observed conditions at the LHA's developments and reported health and safety violations. The LHA has certified the number of corrected violations in each category.
<b>Facility Management – Inspection Standards and Practices</b>	
100% Unit Inspections	All units inspected at LHA during FY under review <ul style="list-style-type: none"> <li>No Findings: 100% of units inspected</li> </ul> Corrective Action: Less than 100% of units inspected
LHA Inspections Reports/Work Orders	Unit inspection reports create, track, and report work orders for inspection repairs, and inspection WOs completed within 30 days or add to DM/CIP <ul style="list-style-type: none"> <li>No Findings: All inspection work orders/lease violations are created, tracked, and reported; And non-health and safety work orders for inspection repairs/lease violations are completed within 30 days or added to DM/CIP; And health and safety work orders for inspection repairs/lease violations are addressed within 48 hours</li> <li>Operational Guidance: All health and safety inspection work orders/lease violations are created, tracked, reported and completed within 48 hours; And LHA fail to create, track, or report no more than 1 or 2 (based on LHA size) non-EHS (exigent health and safety) deficiencies; Or LHA failed to complete any non-EHS work orders/lease violations appropriately</li> <li>Corrective Action: Any EHS work orders/lease violations not created, tracked, reported, or completed; Or 1 of the following: LHA failed to create, track or report a) More than 1 non-EHS deficiency (small LHA); b) More than 2 non-EHS deficiencies (Medium/Large)</li> </ul>
Accuracy of LHA Inspections	Unit inspection reports accurately reflect necessary repairs <ul style="list-style-type: none"> <li>No Findings: c.667 unit has less than 2 EHS deficiencies and c.200/705 unit has less than 3 EHS deficiencies</li> <li>Operational Guidance: c.667 unit has 2 EHS deficiencies or c.200/705 has 3 EHS deficiencies</li> </ul> Corrective Action: c.667 has equal to or greater than 3 EHS deficiencies or c.200/705 unit has equal to or greater than 4 EHS deficiencies
<b>Facility Management – Vacancy Turnover Standards and Practices</b>	

CRITERION	DESCRIPTION
Vacancy Turnover Work Orders	<p>Work orders created for every vacancy and completed within 30 days (or waiver requested)</p> <ul style="list-style-type: none"> <li>No Findings: Vacancy work orders are created, tracked and reported for every unit and reflect all work in unit; And Vacancy work orders are Maintenance Ready in &lt;=30 days for c.667 units or &lt;=45 days for c.200/705 units or have approved waiver</li> <li>Operational Guidance: Vacancy work orders are created, tracked and reported for every unit; And work orders do not reflect all work completed in unit; Or vacancy work orders are Maintenance Ready in 31-45 days for c.667 and 46-60 days for c.200/705 and no approved waiver</li> </ul> <p>Corrective Action: Vacancy work orders are not created, tracked and reported for every unit; Or vacancy work orders are Maintenance Ready in &gt;45 days for c.667 and &gt;60 days for c.200/705 and have no approved waiver</p>
Accuracy and Standard of Vacancy Turnovers	<p>Vacancy turnover work orders accurately reflect necessary repairs</p> <ul style="list-style-type: none"> <li>No Findings: c.667 unit less than 2 EHS deficiencies and c.200/705 less than 3 EHS deficiencies</li> <li>Operational Guidance: c.667 2 EHS deficiencies or c.200/705 3 EHS deficiencies</li> </ul> <p>Corrective Action: c.667 equal to or greater than 3 EHS deficiencies or c.200/705 equal to or greater than 4 EHS deficiencies</p>
<b>Facility Management – Preventative Maintenance Standards and Practices</b>	
LHA Preventative Maintenance Schedule Accuracy and Implementation of Preventative Schedules	<p>LHA preventative maintenance schedule accurately reflects all necessary work to maximize the life of LHA components</p> <ul style="list-style-type: none"> <li>No Findings: c.667 unit less than 2 EHS deficiencies and c.200/705 less than 3 EHS deficiencies</li> <li>Operational Guidance: c.667 2 EHS deficiencies or c.200/705 3 EHS deficiencies</li> </ul> <p>Corrective Action: c.667 equal to or greater than 3 EHS deficiencies or c.200/705 equal to or greater than 4 EHS deficiencies</p>
<b>Work Order Types and Systems</b>	
Emergency Work Orders	<p>All emergency work orders are created, tracked, reported and completed within 48 hours</p> <ul style="list-style-type: none"> <li>No Findings: All emergency work orders under review are created, tracked, reported and completed within 48 hours</li> <li>Operational Guidance: All emergency work orders completed within 48 hours; Less than 100% but greater than or equal to 80% of work orders under review are correctly created, tracked and reported administratively</li> </ul>

CRITERION	DESCRIPTION
	<ul style="list-style-type: none"> <li>Corrective Action: Not all emergency work orders are completed within 48 hours; Or less than 80% of work orders under review are correctly created, tracked and reported administratively</li> </ul>
Requested Work Orders	<p>All requested work orders are created, tracked, reported and completed within 14 days or added to DM/CIP</p> <ul style="list-style-type: none"> <li>No Findings: All requested work orders under review are created, tracked, and reported; All work is complete within 14 days or added to DM/CIP</li> <li>Operational Guidance: All requested work orders completed within 14 days or added to DM/CIP; And less than 100% of work orders under review are correctly created, tracked and reported</li> </ul> <p>Corrective Action: Not all requested work orders are completed within 14 days or added to DM/CIP</p>

## **Policies**

The following policies are currently in force at the West Brookfield Housing Authority:

<b>Policy</b>	<b>Last Ratified by Board Vote</b>	<b>Notes</b>
*Rent Collection Policy	10/17/2005	
*Personnel Policy	07/20/2021	
*Capitalization Policy	10/18/2016	
*Procurement Policy	10/18/2016	
*Grievance Policy	10/27/2000	
Parking	03/19/2007	
Pet Policy	04/26/1993	
Sexual Harassment Policy	03/17/1997	
Investment Policy	02/24/1997	
Anti-Discriminatory Harassment Policy	07/26/1993	
Smoking Policy	06/23/2020	
Other – Define in the ‘Notes’ column	11/21/2005	Inventory Policy
Other – Define in the ‘Notes’ column	11/22/1993	Accounts Receivable Policy
Other – Define in the ‘Notes’ column	12/16/2002	Extra Appliance Policy
Other – Define in the ‘Notes’ column	06/21/1993	Community Room Use Policy
Other – Define in the ‘Notes’ column	09/27/1993	Inspection Policy

<b>Policy</b>	<b>Last Ratified by Board Vote</b>	<b>Notes</b>
Other – Define in the ‘Notes’ column	08/07/1998	Play Equipment Policy
Other – Define in the ‘Notes’ column	01/24/1994	Recreational Vehicle Policy
Other – Define in the ‘Notes’ column	08/15/2005	Satellite Dish Policy
Other – Define in the ‘Notes’ column	02/26/2019	Refrigerator Policy
Other – Define in the ‘Notes’ column	01/11/1997	Snow Removal Policy
Other – Define in the ‘Notes’ column	11/21/1994	Work Order Policy
Other – Define in the ‘Notes’ column	06/15/2015	Cable TV Charges Policy
Other – Define in the ‘Notes’ column	06/18/2021	Noise Policy - discontinued
Other – Define in the ‘Notes’ column	11/10/2016	Posting of Notices Policy
Other – Define in the ‘Notes’ column	03/21/2017	Window Coverings Policy
Other – Define in the ‘Notes’ column	06/17/2013	Firepit Use policy
Other – Define in the ‘Notes’ column	07/10/2019	Swimming Pool Policy
Other – Define in the ‘Notes’ column	03/18/2003	Replacement of window/door screen policy
Other – Define in the ‘Notes’ column	06/23/2020	Lock Out Policy
Other – Define in the ‘Notes’ column	05/11/1994	Rent Redetermination Policy
Other – Define in the ‘Notes’ column	10/17/2005	CORI Policy

<b>Policy</b>	<b>Last Ratified by Board Vote</b>	<b>Notes</b>
Fair Housing Marketing Plan	02/16/2023	
Language Access Plan	02/16/2023	
Reasonable Accommodations Policy	02/16/2023	

\* Starred policies are required by DHCD. Policies without a “Latest Revision” date are not yet in force.

The list of policies has been provided by the LHA and has not been verified by DHCD.

## **Waivers**

West Brookfield Housing Authority has received the following waivers from DHCD's regulations. This list does not include vacancy waivers, pet waivers, or any waivers that would release personally identifiable tenant or applicant data.

<b>Description</b>	<b>Reason</b>	<b>Date Waiver Approved by DHCD</b>	<b>Date Expired</b>
Waiver to join RCAT	Needed the extra help	07/01/2019	07/01/2022
Biennial recertification of c.667 rents	Reduce paperwork	12/04/2007	

The list of waivers has been provided by the LHA and has not been verified by DHCD.



**Attachments**

The following items have been uploaded as attachments to this Annual Plan.

Due to the COVID-19 emergency, on-site Performance Management Review (PMR) assessments by the Facilities Management Specialists were cancelled for the December fiscal year end housing authorities. Therefore, the Facility Management categories have been omitted from the PMR document.

- Public Comments
- Cover sheet for tenant satisfaction surveys
- Tenant Satisfaction Survey 667 Program
- Performance Management Review

West Brookfield Housing Authority  
Annual Plan Hearing

---

We had our Annual Plan Hearing on September 21st, 2023. There were no Public Comments at that time.

Fiona Andrews  
Executive Director

## **Resident Surveys – Background**

Since 2016 DHCD has been working with the Center for Survey Research (CSR) at the University of Massachusetts Boston to survey residents in the state public housing units it oversees. The surveys are confidential, mailed directly to residents, and returned to CSR by mail (or, starting in 2019, completed on-line). CSR surveys residents of elderly/disabled units (also known as Chapter 667) and family units (also known as Chapter 200 and Chapter 705).

During each round all units are mailed surveys, with one exception: in the case of the twelve housing authorities with more than 225 c.200 family units, a randomly selected group of 225 units was surveyed at each housing authority. This group was determined to be large enough to generate statistically useful results. In both rounds, responses from c.200 and c.705 residents are always combined.

## **Round One Surveys (2016 – 2018)**

In Round One of the surveys, CSR surveyed residents of elderly/disabled units (c.667) in three groups in the Fall of 2016, 2017 and 2018. CSR surveyed residents of family units (c.705 and c.200) in the Spring of 2016. (Note: there are many more c.667 units, so they were broken down into three groups).

### *Notes on Round One Surveys*

1. In previous publications of this survey data, if there were at least twenty responses from residents of an authority's c.667 units or from their c.200/705 units, then there is a separate report for that program.
2. We originally combined data from c.667 and c.200/705 units for some LHAs with limited family data. However, to be consistent with the new Round Two methodology described below, we recalculated the Round One data using the new methodology. Since we no longer combine results from the different programs several LHAs no longer have a report for their c.200/705 units given the small data set for those units.

## **Round Two Surveys (2019 – 2022)**

Round Two of the surveys began in 2019. CSR surveyed about one-third of the elderly/disabled units in Fall 2019, Fall 2021, and Fall 2022. CSR surveyed all family units in Fall 2020.

### *Notes on Round Two Surveys*

1. We refined our reporting methodology and will issue survey results for any program (c.667 or c.200/705) meeting these requirements:
  - 8-19 completed surveys received, if the response rate is at least 40%
  - 20-29 completed surveys received, if the response rate is at least 20%
  - 30+ completed surveys received, if the response rate is at least 15%
2. Responses from the family units will not be combined with responses from elderly/disabled units as they originally were in Round One. Since the variance between the results of the elderly/disabled and family programs was sometimes significant, we determined that combining the two yielded less accurate results.

# West Brookfield Housing Authority

## Chapter 667 Housing Summary 2019 – 2021

DHCD is working with the Center for Survey Research at the University of Massachusetts Boston to survey residents in the housing units it oversees.

### Fall 2019:

- Surveys were sent to 6955 housing units (Chapter 667). 3352 surveys were filled out and returned.

### Fall 2021:

- Surveys were sent to 8350 housing units (Chapter 667). 3787 surveys were filled out and returned.
- In the **West Brookfield Housing Authority**, surveys were sent to a total of **36** West Brookfield housing units (Chapter 667); **22** surveys were completed.

This report provides some information about how the residents from the **West Brookfield Housing Authority** who answered the survey responded. It compares their answers to those from residents in the entire state and to those from small LHAs in Central Massachusetts. These small LHAs in Central Massachusetts include: Acton, Auburn, Ayer, Charlton, Clinton, Concord, Gardner, Grafton, Groton, Holden, Hopkinton, Hudson, Lancaster, Leicester, Lunenburg, Maynard, North Brookfield, Northborough, Northbridge, Pepperell, Spencer, Sterling, Sudbury, Sutton, Templeton, Uxbridge, Webster, West Boylston, West Brookfield, Westford, and Winchendon.

## Communication

- **Communication with management:** Residents were asked about how they interacted with their Housing Authorities in this peer group in the last 12 months. The table below shows what percentage of residents said they did each of the following:

	West Brookfield Housing Authority	Small LHAs in Central MA *	Entire State
Felt they were usually or always treated with courtesy and respect when they contacted management.....	91%	86%	84%
Knew the Executive Director held a meeting with residents.....	52%	44%	43%

\* Small LHAs in Central Massachusetts include: Acton, Auburn, Ayer, Charlton, Clinton, Concord, Gardner, Grafton, Groton, Holden, Hopkinton, Hudson, Lancaster, Leicester, Lunenburg, Maynard, North Brookfield, Northborough, Northbridge, Pepperell, Spencer, Sterling, Sudbury, Sutton, Templeton, Uxbridge, Webster, West Boylston, West Brookfield, Westford, and Winchendon.

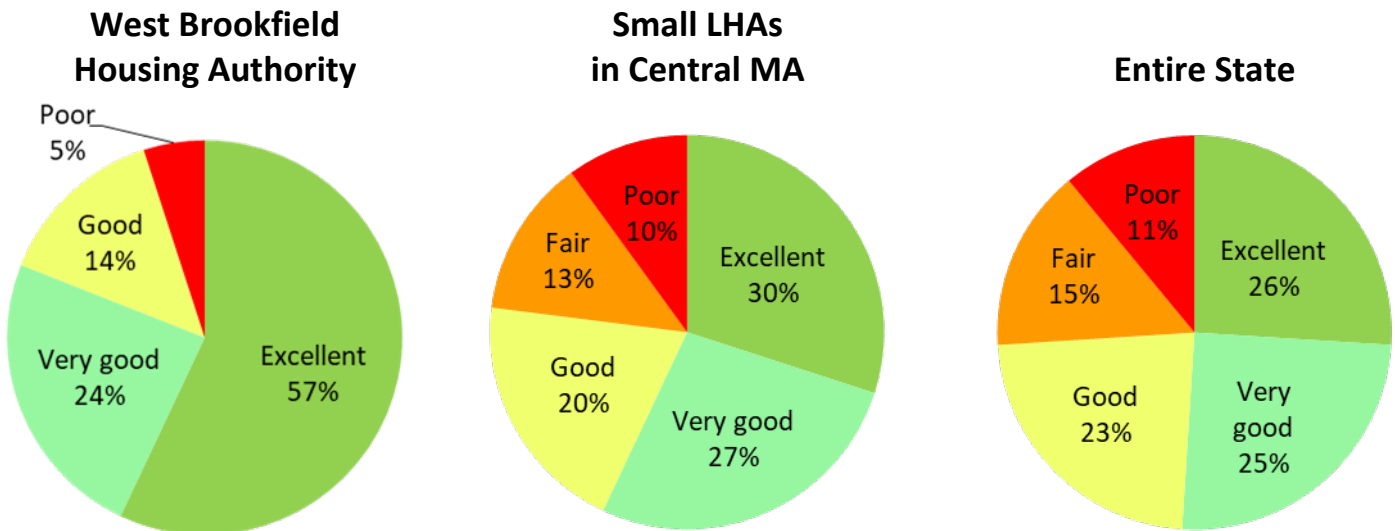
## Maintenance and Repair

- **Communication with maintenance staff:** Residents were asked about their interactions with the West Brookfield Housing Authority maintenance staff in the last 12 months.

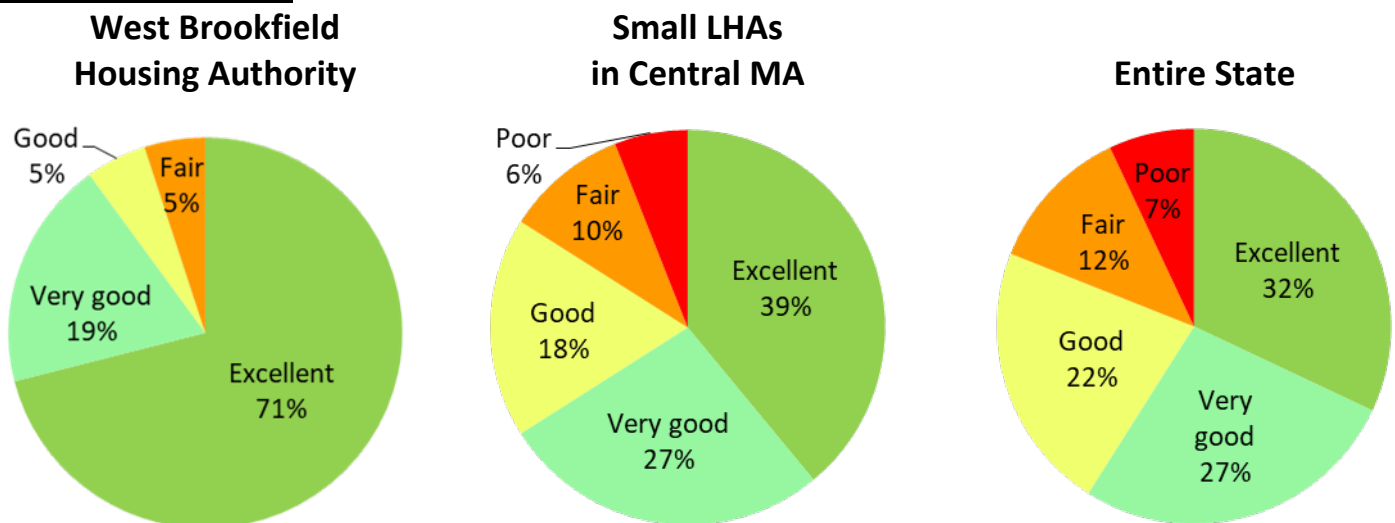
	West Brookfield Housing Authority	Small LHAs in Central MA	Entire State
Felt they were treated with courtesy and respect when they contacted maintenance.....	95%	89%	88%
Were contacted by the Housing Authority before entering their apartment.....	95%	90%	91%

- **Overall maintenance** Respondents were asked how they would they rate overall building maintenance (*such as clean halls and stairways and having lights and elevators that work*) and outdoor space maintenance (*such as litter removal and clear walkways*) in the last 12 months.

### Building maintenance:



### Outdoor maintenance:



- **Heating and Water Problems:** About one third of respondents had a problem with their heating and one half had a plumbing problem in the last 12 months.

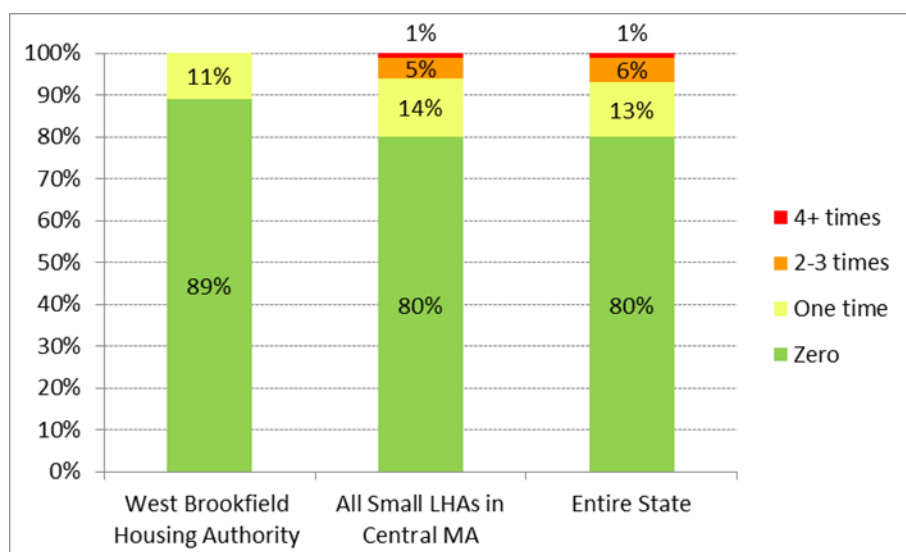
	West Brookfield Housing Authority	Small LHAs in Central MA	Entire State
Had any heating problem.....	36%	33%	36%
Had any water problem.....	50%	56%	57%

- **Heating Problems**

### How many times did residents completely lose heat?

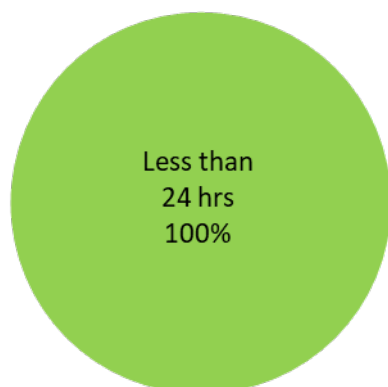
The chart below shows how many times respondents had completely lost heat in the last 12 months.

The green part of the bars shows what percentage of residents did not have the problem at all. The yellow shows who had the problem one time. The orange shows those who had the problem 2-3 times. And the red shows those who had the problem 4 or more times in the last 12 months.

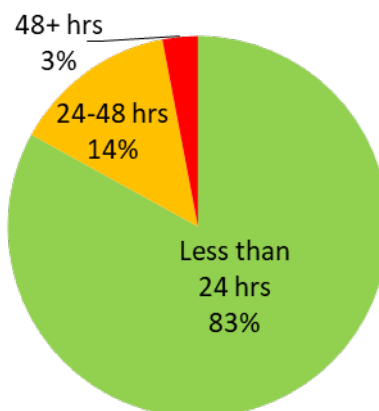


**How long did it usually take for heat to come back on?** For those respondents who reported completely losing heat, we asked how long it usually took for the heat to come back on – less than 24 hours, 24 - 48 hours, or more than 48 hours.

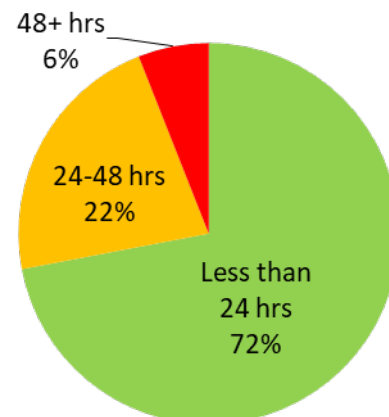
### West Brookfield Housing Authority



### Small LHAs in Central MA



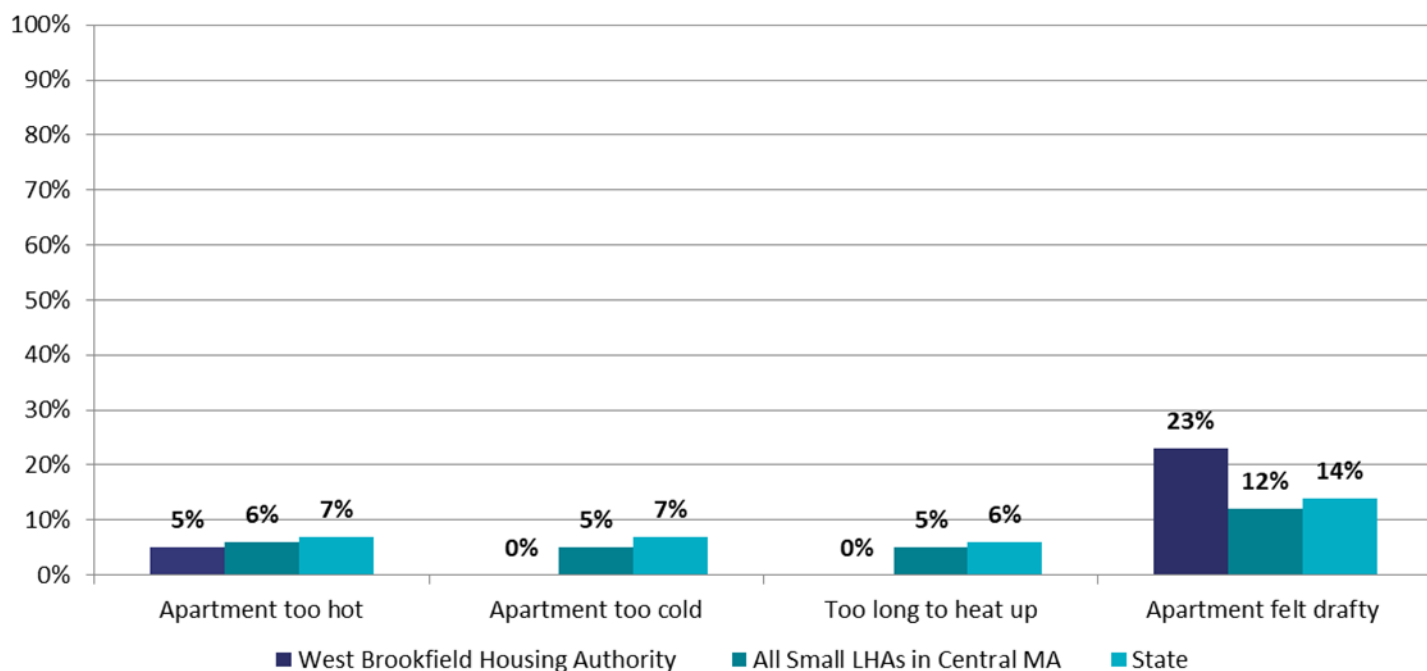
### Entire State



- **Other Heating Problems**

**In the last 12 months did residents have other heating problems?**

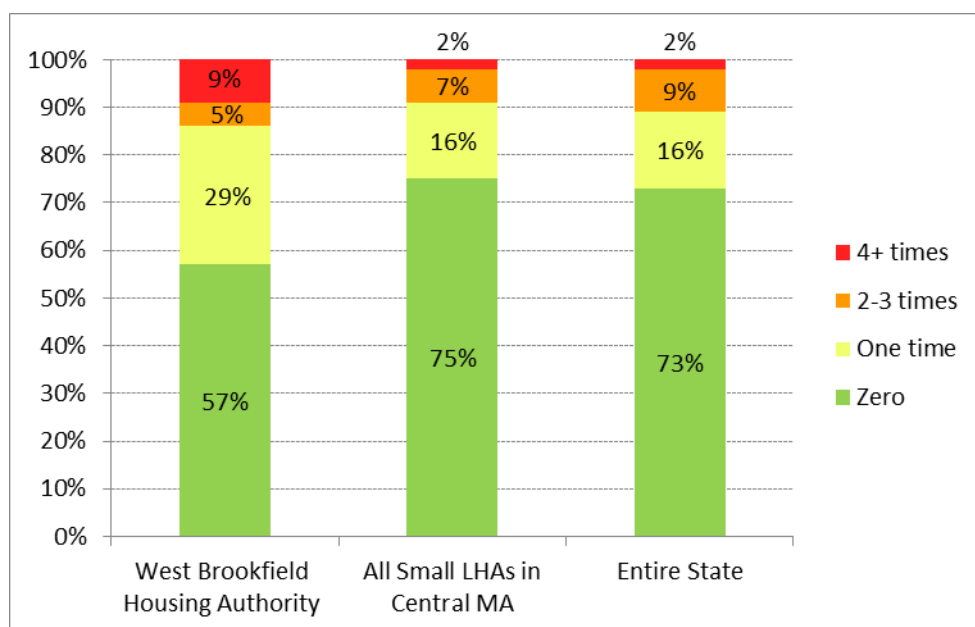
The chart below shows what percentage of residents experienced other heating problems in the last 12 months.



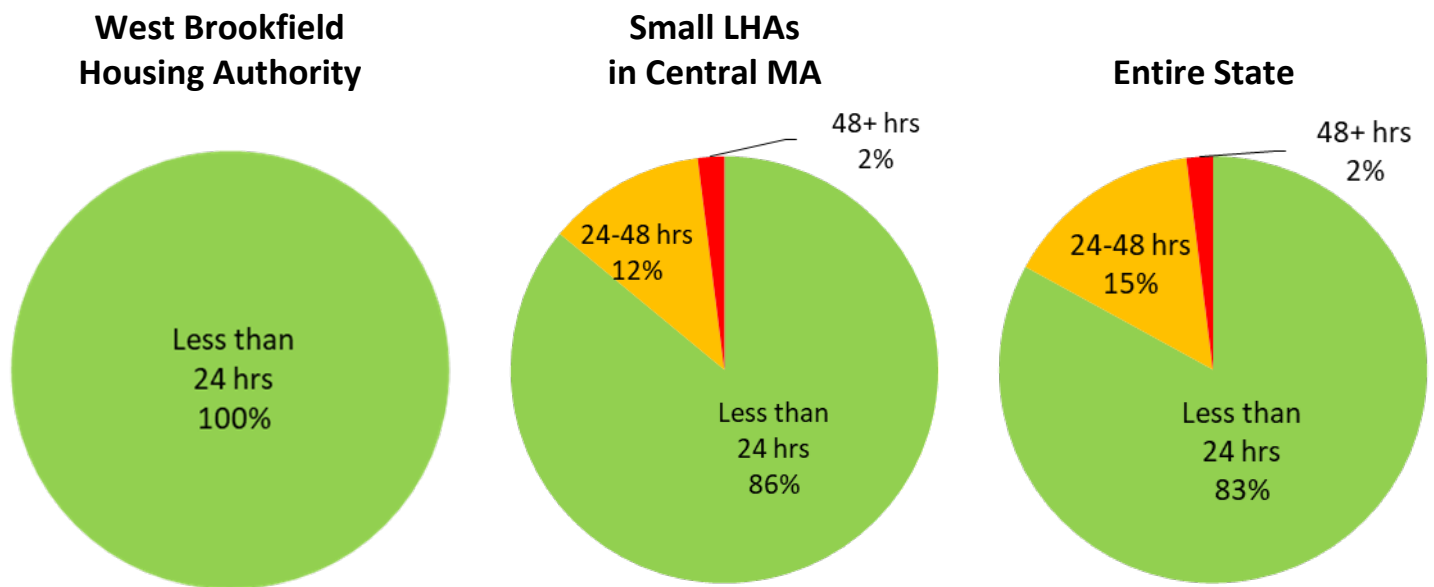
- **Water or Plumbing Problems**

**How many times did residents have no hot water in their apartment?**

The chart below shows how many times respondents did not have no hot water in their apartment in the last 12 months. The green part of the bars shows what percentage of residents did not have the problem at all. The yellow shows who had the problem one time. The orange shows those who had the problem 2-3 times. And the red shows those who had the problem 4 or more times in the last 12 months.



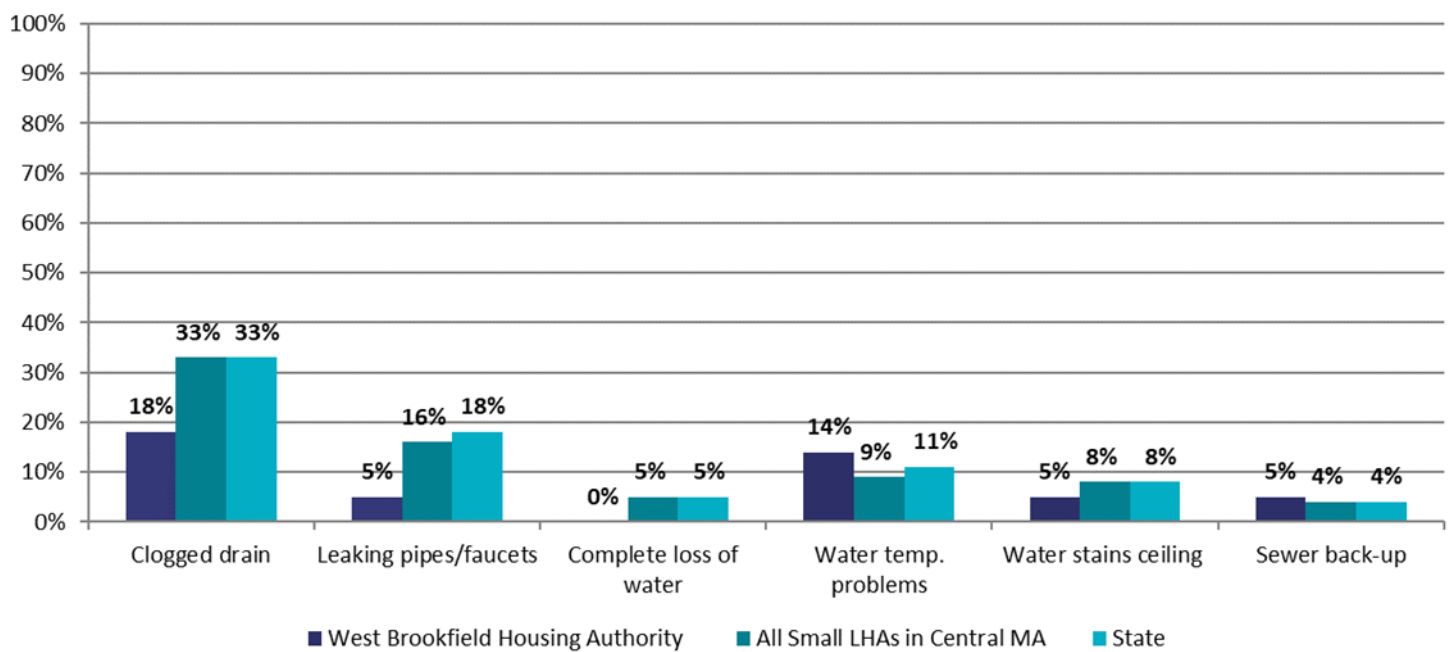
**How long did it usually take for hot water to come back on?** For those respondents who reported not having hot water in their apartment, we asked how long it usually took for hot water to come back on – less than 24 hours, 24 - 48 hours, or more than 48 hours.



- Other Water or Plumbing Problems**

**In the last 12 months did residents have other water or plumbing problems?**

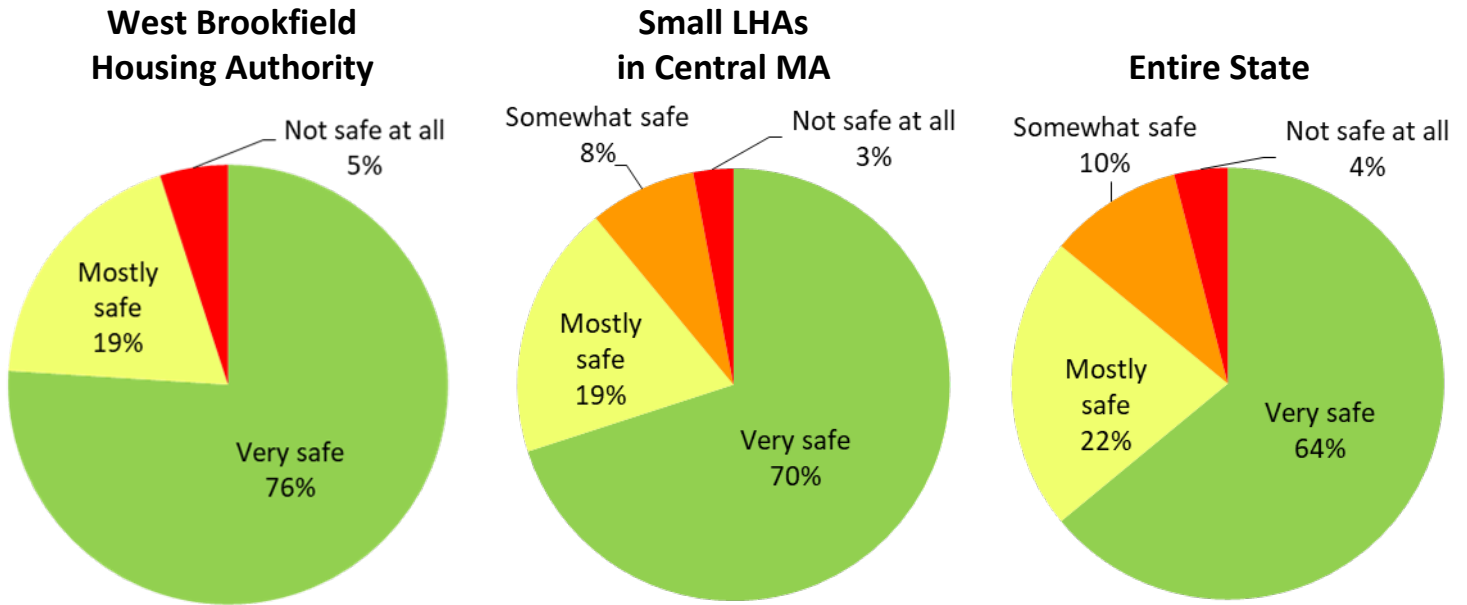
The chart below shows how many times respondents had other water or plumbing problems in the last 12 months.



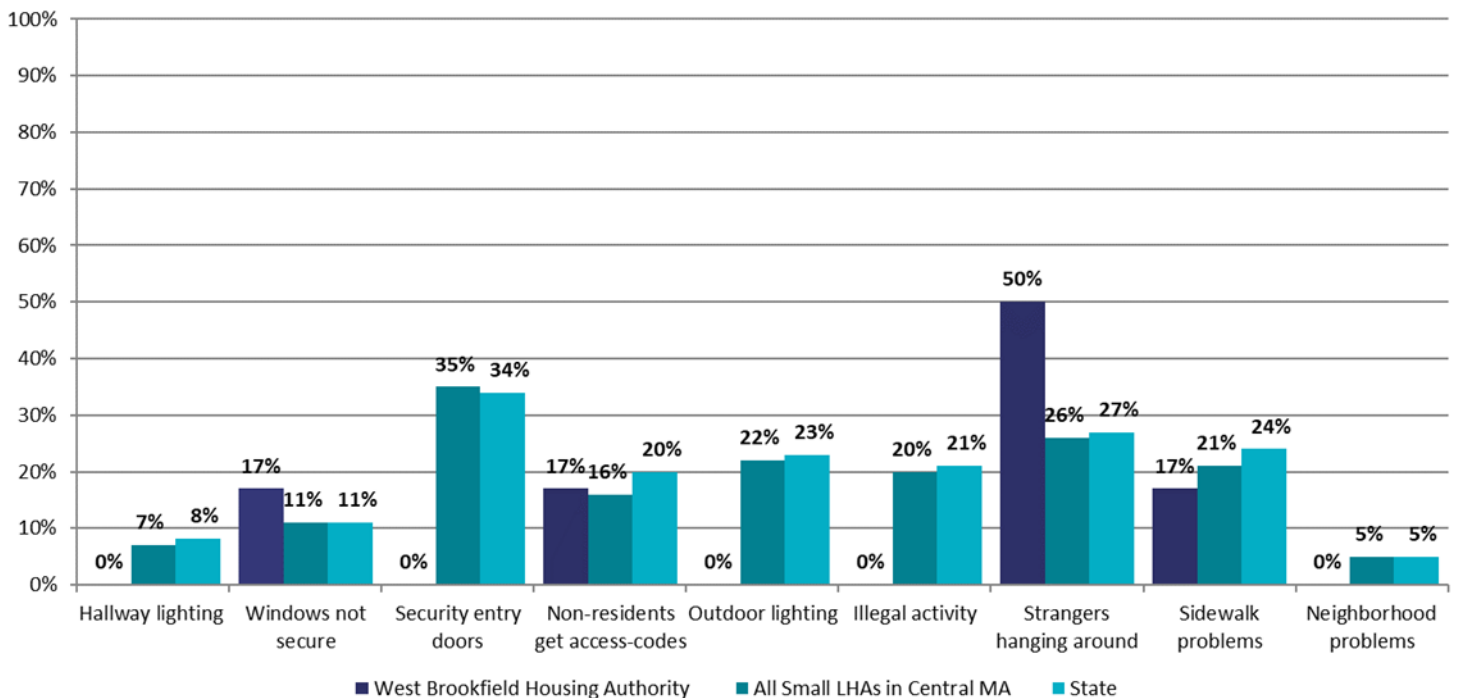


## Safety

**Respondents were asked how safe they felt in their development.** The charts below show what percentage of residents said they felt “very safe”, “mostly” safe, “somewhat safe”, or “not safe at all” in their development in the last 12 months.



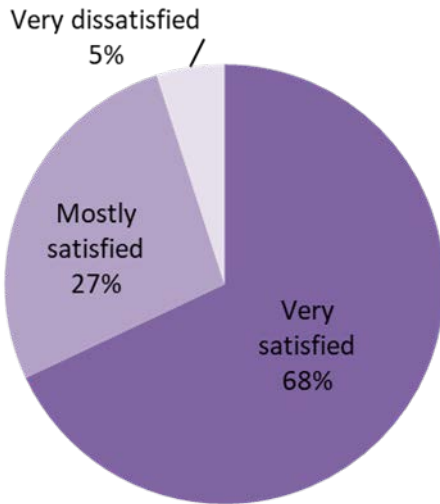
**Reasons why respondents felt unsafe in their development:** Respondents were asked why they felt unsafe in their development. This chart shows what specific concerns respondents mentioned.



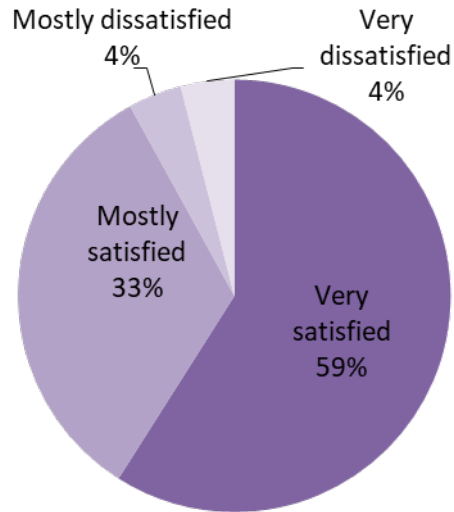
## Overall Satisfaction

Respondents were asked about their overall satisfaction living in their development. The chart below shows what percentage of people said they were “very satisfied”, “mostly satisfied”, “mostly dissatisfied”, or “very dissatisfied”.

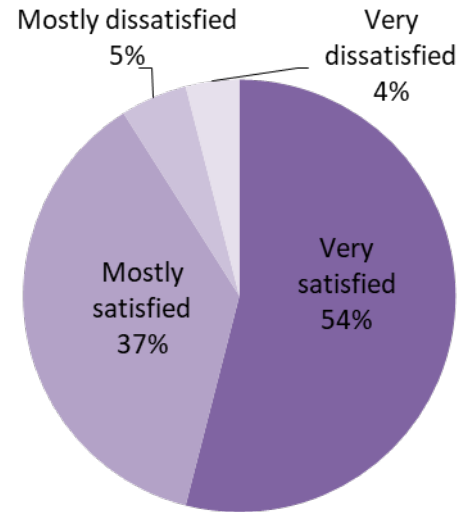
**West Brookfield Housing Authority**



**Small LHAs in Central MA**



**Entire State**



# West Brookfield

## Performance Management Review (PMR) Report

### Fiscal Year End 12/31/2022

\*For a detailed report of the Performance Management Review (PMR), please contact the Local Housing Authority

# Performance Management Review

<b>DEPARTMENT OF HOUSING AND COMMUNITY DEVELOPMENT (DHCD)</b> <b>PMR Desk Audit Ratings Summary</b> <b>Official Published PMR Record</b> <b>For a detailed report of the Performance Management Review (PMR), please contact the Local Housing Authority</b>				
Housing Authority	West Brookfield Housing Authority			
Fiscal Year Ending	12/31/2022			
Housing Management Specialist	Evelyn Muasya			
Facilities Management Specialist	Chad Howard			
Criteria	Score/Rating			
	Management			
Occupancy Rate	<b>c.667</b>	<b>c.705</b>	<b>c.200</b>	<b>Cumulative</b>
	No Findings	No Findings	Not Applicable	No Findings
Tenant Accounts Receivable (TAR)	<b>c.667</b>	<b>c.705</b>	<b>c.200</b>	<b>Cumulative</b>
	Corrective Action	Corrective Action	Not Applicable	Corrective Action
Board Member Training	Operational Guidance			
Certifications and Reporting Submissions	Operational Guidance			
Annual Plan	No Findings			
	Financial			
Adjusted Net Income	No Findings			
Operating Reserves	No Findings			
	Capital			
Capital Spending	Operational Guidance			

**DEPARTMENT OF HOUSING AND COMMUNITY DEVELOPMENT (DHCD)**  
**Staff Certification & Training Rating**

**For any questions on your FMS PMR Ratings, please contact your HMS.**

LHA Name	WEST BROOKFIELD HOUSING AUTHORITY
FYE	12/31/2022
HMS Name	Evelyn Muasya
FMS Name	Chad Howard

Criteria	Rating
Staff Certification and Training	No Findings

## Occupancy

Rating All: No Findings  
 Rating 667: No Findings  
 Rating 705: No Findings  
 Rating 200: Not Applicable

- ☐ Enter vacancies into system at least monthly and ensure that there are no duplicates. Reach out to HMS if accidental duplicates occur.
- ☐ Use online vacancy system, see user guide if need help. All vacancies must be reported; and quarterly certifications must be completed certifying all data is in system. Request waivers when applicable.
- ☐ Follow tenant selection best practices to improve vacancy turnover (pulling lists in CHAMP as soon as vacancy occurs and previewing list to prescreen in advance of vacancies as needed).
- ☐ Include unit turnovers in capital improvement plan.
- ☐ Engage in a management agreement or contract with private firms to help with heavy unit turnover.
- ☐ Review turnovers with staff weekly or biweekly to monitor status of vacant units.
- ☐ Develop plan for updating units with long term occupancy to limit turn over time at vacancy; family units may need consistent attentions o when lease up, condition is not affecting vacancy turnover time.
- ☐ Ensure that yearly inspection findings are addressed and address tenant damage/lease violations.
- ☐ Please refer to PHN 2022-15 Vacancy Waiver Policy Update, Attachment B.
- ☐ Other:

## Tenant Accounts Receivable (TAR)

Rating All: Corrective Action  
 Rating 667: Corrective Action  
 Rating 705: Corrective Action  
 Rating 200 : Not Applicable

- ☐ Create or update rent collection policy and procedures and submit to DHCD for review, with supporting Board vote.
- ☐ Adhere to your rent collection policy and lease, i.e. sending notices, reminder letters, 14 day notice to quit, 30 day notice etc. Send notices to tenants early and frequently.
- ☐ Increase ways to accept rent payment, i.e. check scanners, lock boxes, electronic debit, autopay, etc.
- ☐ Report to credit bureau when resident has vacated unit with past due rent balance.
- ☐ Consider using small claims court (<https://www.mass.gov/info-details/massachusetts-law-about-small-claims>)
- ☐ Create written repayment agreements, either in house or court ordered, and ensure they are adhered to.
- ☐ Evaluate vacated balances to better understand what is collectible and what is unlikely to be collected. Don't allow tenant balances to build-up before doing lease enforcement. Review aged receivables report regularly.
- ☐ Set reasonable thresholds for commencing legal action.
- ☐ Ensure proper documentation of past due balances and collection efforts with tenants.
- ☒ Other: The 4th quarter TAR report was not submitted by the deadline. Subsequent to submission, the WBHA had no findings. In the future, TAR must be submitted within 60 days of quarter end.

## Board Member Training

Rating: Operational Guidance

- ☐ Ensure you update the board attendance application with the most recent board members, and their term dates.
- ☐ Ensure each board member has a unique email for the board member training.
- ☐ Provide computer guidance as needed to help board members complete the training.
- ☒ Other: 2 Board members have not completed board training.

## Certifications and Reporting Submissions

Rating: Operational Guidance

- ☒ Submit all four quarterly vacancy certifications by the end of the month following the quarter end.
- ☒ Submit all four quarters of Tenants Accounts Receivables (TAR) application within 60 days of quarter end.
- ☐ Submit all four quarterly operating statements within 60 days of the quarter end.
- ☐ Schedule board meetings well in advance. Consider scheduling a backup date to ensure you are able to have your board vote/approval in time to meet reporting deadlines.
- ☐ Set a recurring appointment in your email calendar for help remembering reporting dates and deadlines.
- ☐ Other:

## Annual Plan Submission

Rating: No Findings

- ☐ Annual Plan submitted up to 45 days late
- ☐ Annual Plan not submitted/submitted more than 45 days late
- ☐ Other:

## Adjusted Net Income/Revenue

Rating: No Findings

### Revenue:

- ☐ Update and adhere to rent collection policy
- ☐ Update marketing plan
- ☐ Update internal policies related to vacant unit turnover
- ☐ Review rent roll to identify outstanding rents and/or patterns of rent delinquency.
- ☐ Review operating statements to identify trends in revenue collection such as LHA-wide or development-centered rent issues.
- ☐ Follow tenant selection best practices to improve vacancy turnover (pulling lists in CHAMP as soon as vacancy occurs and previewing list to prescreen in advance of vacancies as needed)
- ☐ Set up repayment agreements with tenants as soon as tenant becomes in arrears; do not let large balances accrue.
- ☐ Make it easier for tenants to pay rent. For example, consider online payments, lockboxes for night time drop-off or extended office hours
- ☐ Review budget reports with both fee accountant/financial staff and your board to stay on top of revenue trends.
- ☐ Ensure rent determinations are completed regularly and are in adherence with DHCD policy

### Expense:

#### *Salaries*

- ☐ Monitor expenses throughout the year; over or underspending in certain budget lines, can be fixed by reducing or increasing other lines to ensure you stay within your ANUEL.
- ☐ Consider a reorganization of staff time/roles and improve processes.
- ☐ Hire temporary workers or offer overtime to current employees to pick up the workload of staff out on leave.
- ☐ Ensure your budget is in compliance with state and federal requirements regarding allocations.

#### *Legal*

- ☐ Review and if needed revise tenant selection process, rent collection process and notice to quit process to reduce evictions/legal costs.
- ☐ Start tracking or better estimate eviction costs based on historical averages throughout the year. If legal costs for evictions are running higher than expected, reduce other budget lines to ensure you stay within your ANUEL.
- ☐ If you qualify, use DHCD's regional attorney program.

#### *Utilities*

- ☐ Use online resources such as WegoWise, MassEnergyInsight or software provided by your utility company to track and monitor utility usage. Review the usage monthly to look for unusual expenditures.
- ☐ Weatherize units to improve insulation. Reach out to maintenance director or DHCD staff for more information.
- ☐ Request a referral from your HMS to DHCD's sustainability coordinator if you are interested in saving money through the installation of low-flow toilets, showerheads, LED lights or other cost-savings, energy-efficient measures. DHCD frequently has incentive programs that pay for the procurement and installation of energy and water saving appliances and tools at your LHA.
- ☐ Ensure that you have an air conditioner policy that precludes a/c being in windows out of season/enforce policy if already in place.



### Maintenance

- ☐ Develop or update your preventive maintenance, deferred maintenance and routine maintenance plans and review monthly with maintenance staff.
- ☐ Develop or update your procurement and purchasing policies and review with staff.
- ☐ Develop a system to schedule and track preventive maintenance, reach out to your facilities management specialist for assistance.
- ☐ If contractor costs are high, see if your current maintenance team can complete the work or if it is possible to contract with a tradesman.
- ☐ Consider bulk purchasing for supplies and shop around for the best deals.
- ☐ Consider investing (through purchase or maintenance) in equipment that may reduce hours spent on maintenance (such as a snow blower to reduce time shoveling).
- ☐ **Other: Please see Public Housing Notice 2018-08 for due dates.**

## Operating Reserve

**Rating:** No Findings

- ☐ Please refer to 2019-01 Revisions to PMR Criteria for 1st Publishing Year and 2018-04 PHN 2018-04 Operating Reserve Augmentation and New Spending Thresholds and current budget guidelines. An LHA may spend down to 35% of maximum reserve level without consulting DHCD, but the LHA must budget these expenses in the correct line items of their annual operating budget. If the expense occurred after DHCD approval of the annual operating budget, the LHA should submit a budget revision with these expenditures.
- ☐ Any expenditures from the operating reserve that will result in a projected operating reserve of less than 35% of maximum reserve level, requires *prior written approval* from DHCD, *unless the expenses are to resolve health and safety issues*.
- ☐ Each LHA must maintain a projected operating reserve of 20% of maximum reserve level, which *remains the minimum operating reserve level for all LHAs*.
- ☐ **Other:**

## Capital Spending

**Rating:** Operational Guidance

- ☒ Spent 50-79% of the past three years of Formula Funding (FF)
- ☐ Spent less than 50% of the past three years of Formula Funding (FF)
- ☒ **Other: The housing authority spent 78% of its Formula Funding; in the future aim to spend above 80%.**

## Staff Training and Certification

**Rating:** No Findings

- ☐ Develop an employee training policy (including how to request training, training options)
- ☐ Assess workplace to determine office capabilities to access learning options (e.g. available workspace, hardware equipped to fully participate in webinars)
- ☐ Create a shared calendar of current and upcoming trainings to gauge employee interest.
- ☐ Diversify the LHAs learning options (i.e., online, recorded, phased, in person, etc.) ; Survey the workforce to determine which learning options are preferred
- ☐ Subscribe staff to DHCD Public Housing Constant Contact to receive updates on upcoming DHCD trainings (i.e. CHAMP, FMS, etc.)
- ☐ **Other:**

**DEPARTMENT OF HOUSING AND COMMUNITY DEVELOPMENT (DHCD)  
CHAMP PMR Report**

**For any questions on your CHAMP PMR Report, please contact your HMS.**

Housing Authority	West Brookfield Housing Authority
Fiscal Year End Date	December 31, 2022
Dates	January 1, 2022 to December 31, 2022
HMS Name	Evelyn Muasya

**Criteria 1: Paper applications available, received and entered into CHAMP**

**Criteria 1A: Paper Application Availability**

Rating: No Findings

Recommendations: 1. No recommendations.

**Criteria 1B: Paper Application Timestamps**

Rating: N/A

Recommendations: 1. No recommendations.

**Criteria 1C: Paper Application Entry**

Rating: N/A

Recommendations: 1. No recommendations.

**Criteria 2: All vacancies are reported and all occupied units filled with CHAMP**

**Criteria 2A: Vacancies Reported and Recorded on Time**

Rating: No Findings

Recommendations: 1. No recommendations.

**Criteria 2B: Vacancies Filled Using CHAMP**

Rating: Operational Guidance

Recommendations: 1. Ensure that all unit offer data is correctly entered into the DHCD Housing Apps Vacancy Reporting System (Including Application ID, List Pull ID, Applicant Priority/Preference, and Lease Start date)

Report Date: May 18, 2023

**DEPARTMENT OF HOUSING AND COMMUNITY DEVELOPMENT (DHCD)**  
**PMR Physical Condition Report**

**For any questions on your FMS PMR Ratings, please contact your FMS.**

LHA Name	WEST BROOKFIELD HOUSING AUTHORITY
FYE	12/31/2022
HMS Name	Evelyn Muasya
FMS Name	Chad Howard

Criteria 1: 100% of units inspected during FYE under review

Rating: No Findings

Recommendations: 1. Ensure that all Lease Violations are resolved per DHCD guidance

Criteria 2: Unit inspection Reports create, track, and report Work Orders for inspection repairs, and Work Orders are completed within 30 days or added to DM/CIP

Rating: No Findings

Recommendations: 1. Ensure that all Lease Violations are resolved per DHCD guidance

Criteria 3: Unit Inspection Reports accurately reflect necessary repairs

Rating: Operational Guidance

Recommendations:

1. Ensure that all work orders for all Health and Safety deficiencies are completed in the appropriate timeframe
2. Ensure that all Notices of Lease Violation are issued for all tenant related deficiencies identified during unit inspection
3. Ensure that all Lease Violations are resolved per DHCD guidance
4. WBHA will work with tenant to resolve tenant caused H&S citations as well as pet issues cited by WBHA during 2022 annual inspection.

Criteria 4: Work Orders created for every vacancy and completed within 30 days (or waiver requested)

Rating: No Findings

Recommendations:

1. Please provide more comprehensive detail on vacant unit turnover.
2. Please provide more comprehensive detail on work orders identifying all performed in the vacant unit turnover.

Criteria 5: Vacancy Turnover Work Orders accurately reflect necessary repairs

Rating: No Findings

Recommendations: 1. No recommendations

Criteria 6: LHA Preventive Maintenance Plan accurately reflects all necessary work to maximize life of LHA components

Rating: No Findings

Recommendations: 1. No recommendations

Criteria 7: All emergency work orders are created, tracked, reported and completed within 48 hours

Rating: No Findings

Recommendations: 1. No recommendations

Criteria 8: All requested work orders are created, tracked, reported and completed within 14 days or added to DM/CIP

Rating: No Findings

Recommendations: 1. No recommendations

#### **Health & Safety Deficiencies**

Inspection reports were provided to the LHA at the time of the DHCD site visit. Health and safety deficiencies were identified during the PMR Inspection. These items must be completed or initiated within 48 hours. Following completion of these health and safety deficiencies, the Executive Director must login to the FMS software application and certify, by electronic signature, that all health and safety deficiencies have been completed. Please contact your assigned FMS for further assistance.